# TROUBLESHOOTING

## Paver Finisher / Feeder
## Dynapac
## F2500C / CS
## F2500W / WS
## MF2500CS / CM
## MF2500CL
## SD2500C / CS
## SD2550C / CS
## SD2500W / WS

EN

03-0720 4812019499 (A5)

Valid for:

_____ - _____

_____ - _____

DYNAPAC
FAYAT GROUP

www.dynapac.com

# V Preface

Original operating instructions.

If the vehicle is to be operated safely, the information provided in these operating instructions will be required. The information is provided in a concise, clearly structured form. The individual chapters are arranged in alphabetical order. and every chapter starts with page 1. The individual pages are identified by the chapter letter and the page number.
Example: Page B 2 is the second page of chapter B.

These operating instructions cover various vehicle options. Make sure that during operation and maintenance work the description appropriate to the vehicle option is used.

In the interest of continued development, the manufacturer reserves the right to make changes to the vehicle (which will not, however, change the essential features of the type of vehicle described) without updating the present operating instructions at the same time.

Dynapac GmbH
Wardenburg

Ammerländer Strasse 93
D-26203 Wardenburg / Germany
Telephone: +49 / (0)4407 / 972-0
Fax: +49 / (0)4407 / 972-228
www.dynapac.com

# 1 General safety instructions

## 1.1 Laws, guidelines, accident prevention regulations

☞ The locally applicable laws, guidelines and accident prevention regulations must always be observed, even if these are not expressly named here.
The user himself/herself is responsible for compliance with the resulting regulations and measures!

☞ The following warnings, prohibitive symbols and instructive symbols indicate dangers for persons, the vehicle and the environment due to residual risks when operating the vehicle.

☞ Failure to observe this information, prohibitions and instructions can result in life-threatening injuries!

☞ The "Guidelines for the Correct Use and Application of Paver Finishers / Mobile Feeders" compiled by Dynapac must also be observed!

## 1.2 Safety signs, signal words

In the safety instructions, the signal words "Danger", "Warning", "Caution", "Note" are positioned in the coloured title block. They follow a certain hierarchy; in combination with the warning symbol, they indicate the severity of the danger or the type of note.

**"Danger"!**

DANGER

Danger of personal injury.
Indication of an immediately threatening danger that result in fatal or severe injuries unless the corresponding actions are taken.

**"Warning" !**

WARNING

Indication of a possible danger that can result in fatal or severe injuries unless the corresponding actions are taken.

**"Caution" !**

CAUTION

Indication of a possible danger that result in moderate or minor injuries unless the corresponding actions are taken.

**"Note" !**

NOTE

Indication of a possible drawback unless the corresponding actions are taken, e.g. unwanted conditions or consequences can occur.

# Table of contents


V Preface ..... 1

1 General safety instructions ..... 2
1.1 Laws, guidelines, accident prevention regulations ..... 2
1.2 Safety signs, signal words ..... 3
"Danger"! ..... 3
"Warning" ! ..... 3
"Caution" ! ..... 3
"Note" ! ..... 3

F10 Faults..... 1

1 F2500C / F2500CS / F2500W - DIESEL engine failure-code identification 1
Use of the diagnostic key ..... 1
Exsample ..... 2
2 F2500C / F2500CS / F2500W - MACHINE failure-code identification ..... 4
Error message warning lamp ..... 4
3 Read out machine errors with „BODAS“-Software ..... 5
4 F2500C / F2500CS / F2500W - Machine Failure-Codes chart ..... 6
5 SD2500C / SD2500CS / SD2550C / SD2550CS / SD2500W / SD2500WS / MF2500C / MF2500CS / MF2500CL
- Machine and Diesel engine failure-code identification ..... 12
Calling up error memory via display ..... 12
Entering error memory ..... 14
Menu -"Error memory" ..... 15
Detailed display "Error Messages With Travel Drive Stop" ..... 17
Detailed display "Vehicle Warning Messages" ..... 18
Detailed display "Engine Error Messages" ..... 20

6 Machine Failure-Codes chart SD2500C / SD2500CS / SD2550C / SD2550CS / SD2500W / SD2500WS ..... 21
7 Machine Failure-Codes chart SD2500C / SD2500CS / SD2550C / SD2550CS / SD2500W / SD2500WS „2019“ ..... 57
8 Machine Failure-Codes chart MF2500CS / MF2500CM / MF2500CL ... 109
9 Machine Failure-Codes chart MF2500CS / MF2500CM / MF2500CL „2019“ ..... 132
10 Internal Machine Failure-Codes chart RC36 ..... 163
11 Internal Machine Failure-Codes chart RC28 ..... 183
12 Diesel engine Failure-Codes chart ..... 247

# F 10 Faults

## 1 F2500C / F2500CS / F2500W - DIESEL engine failure-code identification

### Use of the diagnostic key

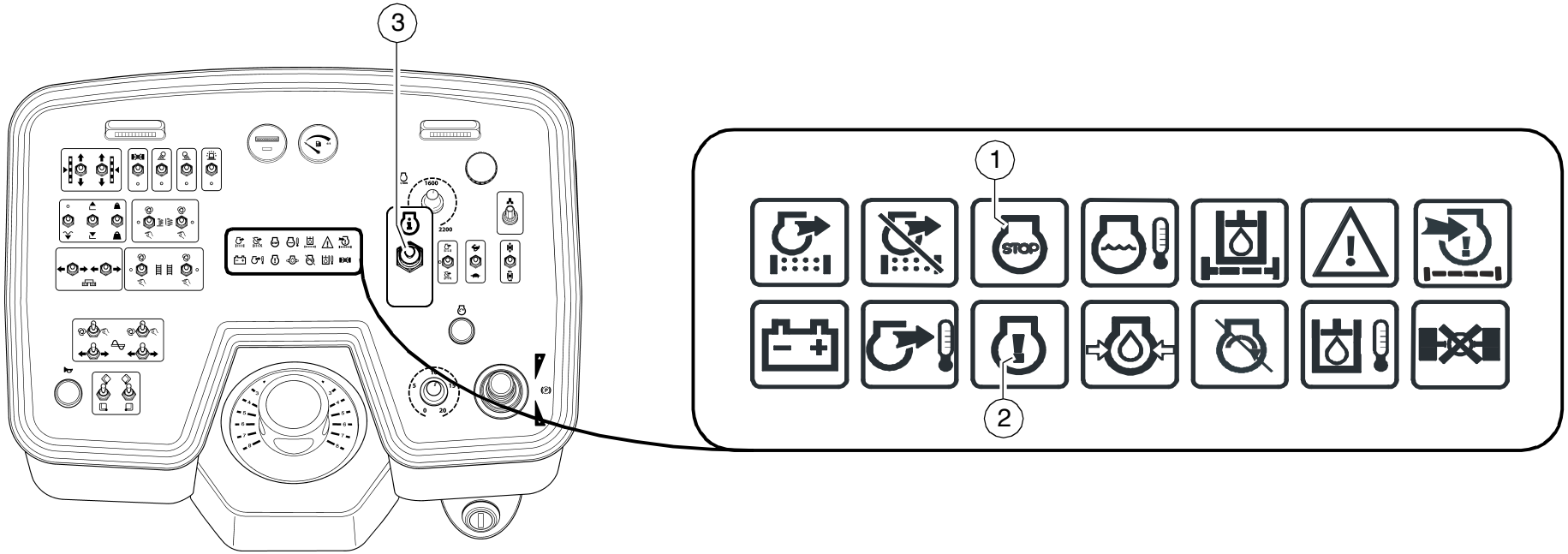


☞ If a fault on the engine is detected and is signalled by one of the warning lamps (1) or (2), a code to which a defined fault is assigned can be displayed using the query switch (3).
Output of the flash code is performed by the other warning lamp:
if a fault is displayed by warning lamp (1), output is carried out via warning lamp (2) and vice-versa.

☞ All error messages can be identified in the section "Diesel engine Failure-Codes chart".

☞ Press switch (3) into display position until the three-digit code has been output via the warning lamp. While the switch for error queries is being actuated, the warning lamp which first signalled the fault which occurred goes out.

**Exsample**

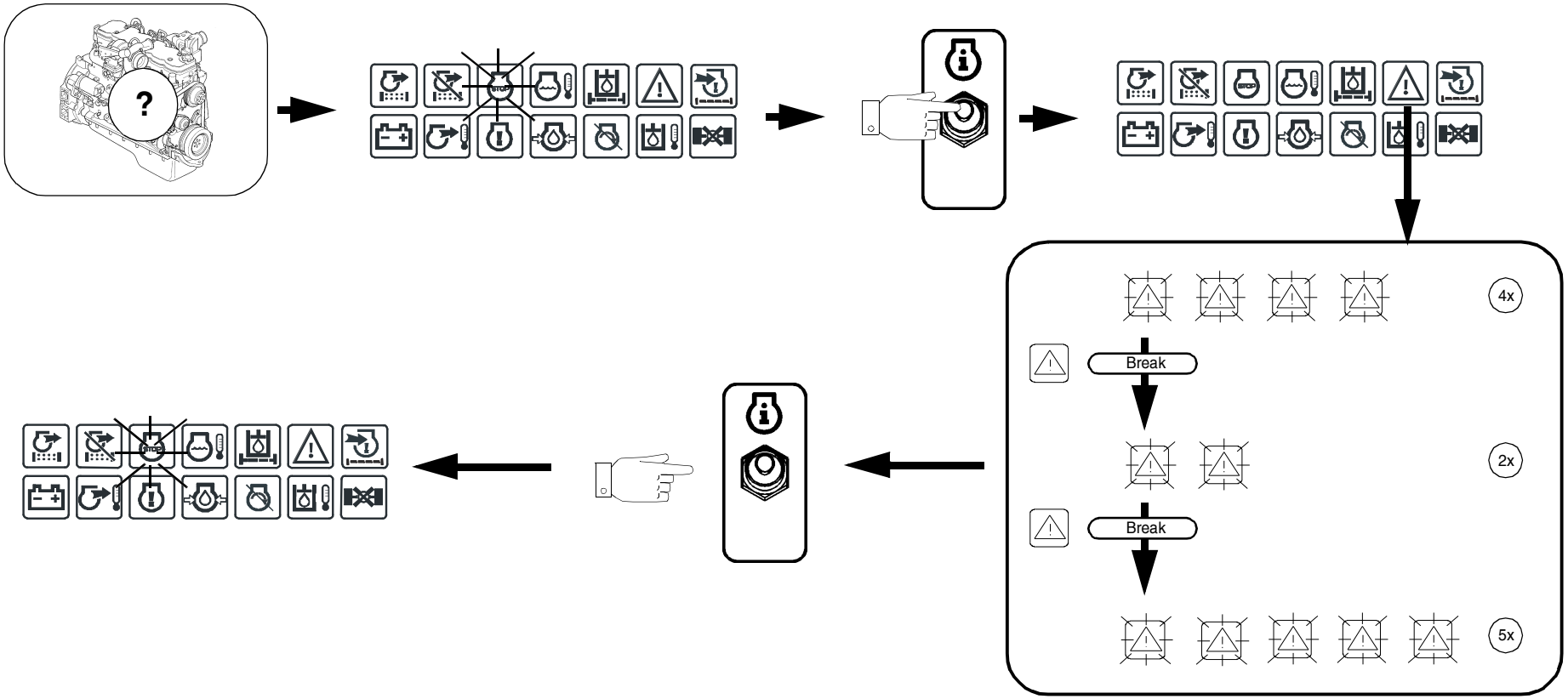

Flash code 1-2-8

- 1 x short flash
- 2 x long flash
- 8 x short flash

☞ This flash code indicates a break or short circuit in the wiring of the charge air temperature sensor. The temporal sequence of the flash signals is shown in the illustration.

☞ All error messages can be identified in the section "Diesel engine Failure-Codes chart".

## 2 F2500C / F2500CS / F2500W - MACHINE failure-code identification

### Error message warning lamp

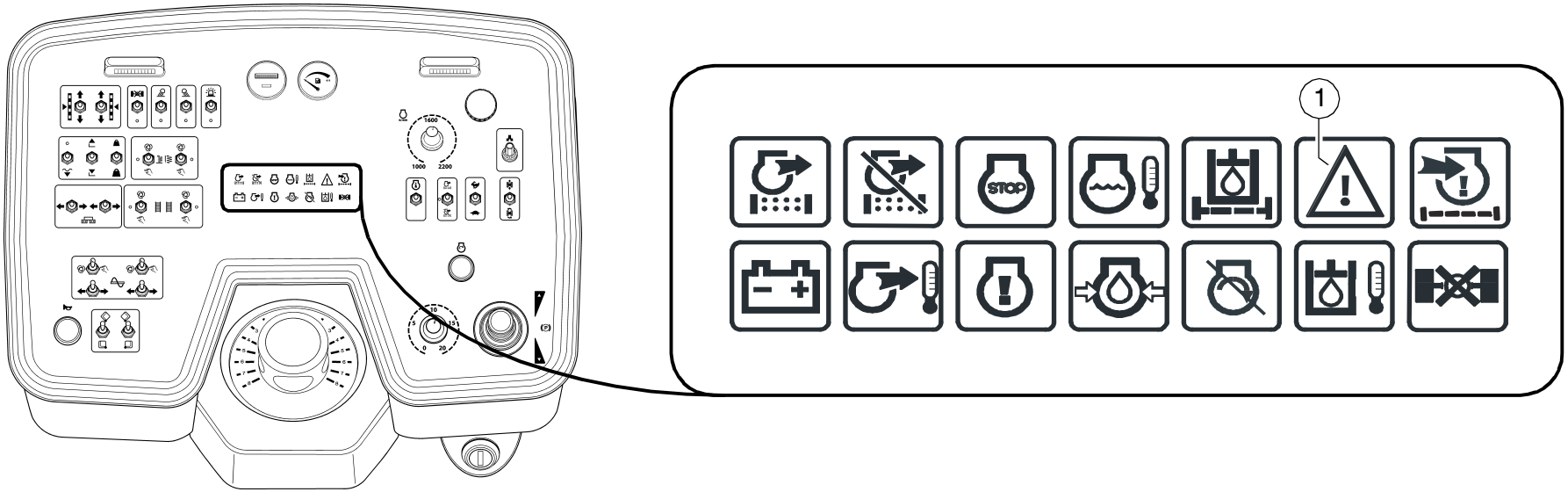


If a fault on the machine is detected it is signalled by the flashing warning lamp (1).

| NOTE | Special service level |
|---|---|
| | The error codes can only be read-out by a Dynapac Service partner.<br>- Special equipment needed.<br>- Special knowledge required.<br>- Additional manual needed. |

# 3 Read out machine errors with „BODAS“-Software

| NOTE | **Refer to additional Service documents** |
|---|---|
| | Additional manual for Bodas tool available.<br>- Refer to latest edition of „Bodas-Service“ manual.<br>- Make yourself familar with the content of the additional manual before starting work. |

# 4 F2500C / F2500CS / F2500W - Machine Failure-Codes chart

| F2500C / F2500CS / F2500W - Machine Failure-Codes chart | | | | | | |
|---|---|---|---|---|---|---|
| **Error Message** | **Number** | **Save** | **Possible Cause** | **Effect** | **Quit** | **Remedy** |
| **HW track_Para not track** | 0x8000 | yes | hardware pin22 low(=track), but BODAS-service Parameter is wheel paver type | paver type 3 is used, all BODAS-service parameters will be set to default and stored in EEPROM | no | select a paver type 1 or 2 with BODAS-service parameter and make a complete new calibration |
| **HW wheel_Para_not_-Wheel** | 0x8001 | yes | hardware pin22 high(=wheel), but BODAS-service Parameter is track paver type | paver type B is used, all BODAS-service parameters will be set to default and stored in EEPROM | no | select a paver type A with BODAS-service parame-ter and make a complete new calibration |
| **Drive Lever** | 0x8002 | yes | joystick redundancy error (direction: backward about 0,5V..forward about 4,5V) pin139 does not fit with oppo-site signal at pin redundancy input pin166 | no driving possible | no | check cable, pin76, 69 make a new joystick cali-bration with BODAS-ser-vice |
| **Drive Limit Poti** | 0x8003 | yes | drive limit potentiometer value out-side of calibrated value | limp home 4m/min | no | check cable, pin62 make a new poti calibration with BODAS-service |
| **Steer Lever** | 0x8004 | yes | steering signal redundancy error (direction: direction: left about 0,5V..right about 4,5V) pin141 does not fit with opposite signal at pin redundancy input pin231 | steering middle, trimming possible and limp home 4m/min | no | check cable, pin55, 75 make a new calibration with BODAS-service |
| **Trim** | 0x8005 | yes | steering trim potentiometer value out-side of calibrated value | no trimming possible | active error will be deleted if error condition is not true and joystick neutral | check cable, pin68 make a new poti calibration with |
| **Throttle** | 0x8006 | yes | throttle potentiometer value outside of calibrated value | full throttle, driving with limp home possible | active error will be deleted if error condition is not true and joystick neutral | check cable, pin61 make a new poti calibration with BODAS-service |
| **Speed Sensor Left** | 0x8007 | | not used | | | |

# F2500C / F2500CS / F2500W - Machine Failure-Codes chart

| Error Message | Number | Save | Possible Cause | Effect | Quit | Remedy |
|---|---|---|---|---|---|---|
| **Speed Sensor Right** | 0x8008 | | not used | | | |
| **Start Condition** | 0x8009 | no | joystick not neutral at power on | no driving possible | active error will be deleted as soon as start condition is full-filled | set joystick to neutral position before turning on ignition key |
| **Calib Pump Currents** | 0x800A | yes | automatic calibration of minimum pump currents fault | calibration not completed, currents not stored in EEPROM | no | turn ignition key off, wait 2s and then turn on again; try new calibration |
| **Calib Potis Levers** | 0x800B | yes | calibration of potentiometers, levers fault | calibration not completed, currents not stored in EEPROM | no | turn ignition key off, wait 2s and then turn on again; try new calibration |
| **Drive Limp** | 0x800C | | not used | | | |
| **Voltage low** | 0x800D | yes | voltage at ignition key <17V | warning | active error will be deleted if error condition is not true | fuse? |
| **Voltage high** | 0x800E | yes | voltage at ignition key >30V | warning | active error will be deleted if error condition is not true | check battery voltage |
| **Voltage after central switch off** | 0x800F | yes | voltage after central switch >4V when central switch is off | no driving possible | no | backward feeding of central switch due to a wiring harness failure |
| **Voltage after central switch low** | 0x8010 | yes | voltage after central switch <17V when central switch is on | warning | active error will be deleted if error condition is not true | central switch was switched off because of other errors or short circuit after central switch |
| **Voltage Sensor 5V low** | 0x8011 | yes | 5V sensor voltage <4,5V | no driving possible | active error will be deleted if error condition is not true | check sensor voltage pin 67 and cables, sensors, potentiometers |
| **Voltage Sensor 5V high** | 0x8012 | yes | 5V sensor voltage >5,5V | no driving possible | active error will be deleted if error condition is not true | check sensor voltage pin 67 and cables, sensors, potentiometers |

# F2500C / F2500CS / F2500W - Machine Failure-Codes chart

| Error Message | Number | Save | Possible Cause | Effect | Quit | Remedy |
|---|---|---|---|---|---|---|
| **Voltage Sensor 8V low** | 0x8013 | yes | 8V sensor voltage <7,5V | warning | active error will be deleted if error condition is not true | check sensor voltage pin 51 |
| **Voltage Sensor 8V high** | 0x8014 | yes | 8V sensor voltage >8,5V | warning | active error will be deleted if error condition is not true | check sensor voltage pin 51 |
| **SYS check** | 0x8015 | yes | internal fault of RC8-8/22 | no driving possible | no | turn ignition key off, wait 2s and then turn on again |
| **CAN_1 Bus off** | 0x8016 | yes | CAN_1 bus off, probably too many error frames | no communication with BODAS-design or BODAS-service possible | active error will be deleted if error condition is not true and joystick neutral | check cable and CAN H pin40, CAN L pin39 switch off ignition key and measure 60Ohm resistance between CAN_L and CAN_H |
| **CAN_2 Bus off** | 0x8017 | yes | CAN_2 bus off, probably too many error frames | no driving possible | active error will be deleted if error condition is not true and joystick neutral | check cable and CAN H pin26, CAN L pin25 switch off ignition key and measure 60Ohm resistance between CAN_L and CAN_H |
| **CAN_2 engine EEC1** | 0x8018 | yes | engine ECU is not working | no driving possible | active error will be deleted if error condition is not true and joystick neutral | check power of engine ECU |
| **Pump left forwd.** | 0x8019 | yes | solenoid faulty short circuit / broken solenoid or cable The fault can detected only if this proportional output feeds current trough the solenoid. | no forward driving possible after 0,8s | active error will be deleted if error condition is not true and joystick neutral | check cable, pin42, 78 |
| **Pump left backwd.** | 0x801A | yes | solenoid faulty short circuit / broken solenoid or cable The fault can detected only if this proportional output feeds current trough the solenoid. | no backward driving possible after 0,8s | active error will be deleted if error condition is not true and joystick neutral | check cable, pin29, 78 |

# F2500C / F2500CS / F2500W - Machine Failure-Codes chart

| Error Message | Number | Save | Possible Cause | Effect | Quit | Remedy |
|---|---|---|---|---|---|---|
| **Pump right forwd.** | 0x801B | yes | solenoid faulty short circuit / broken solenoid or cable The fault can detected only if this proportional out-put feeds current trough the solenoid. | no forward driving possible after 0,8s | active error will be deleted if error condition is not true and joystick neutral | check cable, pin15, 72 |
| **Pump right backwd.** | 0x801C | yes | solenoid faulty short circuit / broken solenoid or cable The fault can detected only if this proportional out-put feeds current trough the solenoid. | no backward driving possible after 0,8s | active error will be deleted if error condition is not true and joystick neutral | check cable, pin3, 72 |
| **Clutch 1** | 0x801D | | not used | | | |
| **Clutch 2** | 0x801E | | not used | | | |
| **Wheel differential disable** | 0x801F | yes | solenoid faulty short circuit / broken solenoid or cable The fault can detected only if this proportional out-put feeds current trough the solenoid. | warning | active error will be deleted if error condition is not true and joystick neutral | check cable, pin32 |
| **Backward Beep** | 0x8020 | | not used | | | |
| **Wheel brake light** | 0x8021 | | not used | | | |
| **Brake release** | 0x8022 | | solenoid faulty short circuit / broken solenoid or cable | manually pumping of brake pres-sure necessary, then driving with limp home 4m/min possible | active error will be deleted if error condition is not true and joystick neutral | check cable, pin46 |
| **Work** | 0x8023 | | solenoid faulty short circuit / broken solenoid or cable | work speed only | active error will be deleted if error condition is not true and joystick neutral | check cable, pin47 |
| **Drive signal** | 0x8024 | | not used | | | |
| **Tamper** | 0x8025 | yes | solenoid tamper<br>faulty<br>short circuit / broken solenoid or cable | | no | check cable,<br>pin30 |

# F2500C / F2500CS / F2500W - Machine Failure-Codes chart

| Error Message | Number | Save | Possible Cause | Effect | Quit | Remedy |
|---|---|---|---|---|---|---|
| **Vibration** | 0x8026 | yes | solenoid vibration faulty short circuit / broken solenoid or cable | | no | check cable, pin43 |
| **Sensor tamper** | 0x8027 | yes | no signal from sensor | controller will be switched off | no | check cable, pin 20 |
| **Sensor vibration** | 0x8028 | yes | no signal from sensor | controller will be switched off | no | check cable, pin 13 |
| **tamper poti** | 0x8029 | yes | tamper potentiometer value outside of calibrated value | value set to max | no | check cable, pin 59 |
| **vibration poti** | 0x802A | yes | vibration potentiometer value outside of calibrated value | value set to max | no | check cable, pin 65 |
| **Front wheel** | 0x802B | yes | solenoid faulty short circuit / broken solenoid or cable. The fault can detected only if this output feeds current trough the solenoid. | Front wheel drive deactivated | active error will be deleted if error condition is not true and joystick set to neutral | check cable, pin 35, Valve Y52 |
| **Tamper** | 0x8025 | yes | solenoid tamper faulty short circuit / broken solenoid or cable | | no | check cable, pin30 |
| **Vibration** | 0x8026 | yes | solenoid vibration faulty short circuit / broken solenoid or cable | | no | check cable, pin43 |
| **Sensor tamper** | 0x8027 | yes | no signal from sensor | controller will be switched off | no | check cable, pin 20 |
| **Sensor vibration** | 0x8028 | yes | no signal from sensor | controller will be switched off | no | check cable, pin 13 |

| F2500C / F2500CS / F2500W - Machine Failure-Codes chart | | | | | | |
|---|---|---|---|---|---|---|
| **Error Message** | **Number** | **Save** | **Possible Cause** | **Effect** | **Quit** | **Remedy** |
| **tamper poti** | 0x8029 | yes | tamper potentiometer value outside of calibrated value | value set to max | no | check cable, pin 59 |
| **vibration poti** | 0x802A | yes | vibration potentiometer value outside of calibrated value | value set to max | no | check cable, pin 65 |
| **Front wheel** | 0x802B | yes | solenoid faulty short circuit / broken solenoid or cable. The fault can detected only if this output feeds current trough the solenoid. | Front wheel drive deactivated | active error will be deleted if error condition is not true and joystick set to neutral | check cable, pin 35, Valve Y52 |

# 5 SD2500C / SD2500CS / SD2550C / SD2550CS / SD2500W / SD2500WS MF2500C / MF2500CS / MF2500CL - Machine and Diesel engine failure-code identification

## Calling up error memory via display

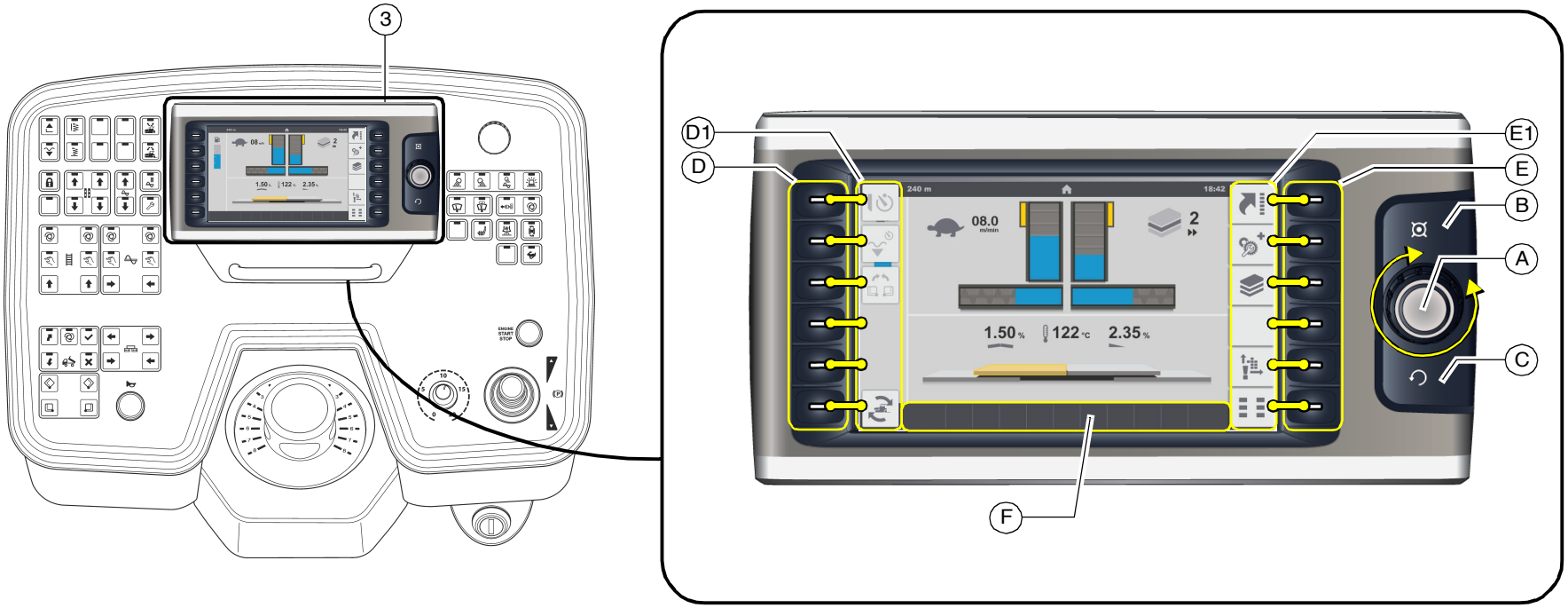

| | |
|---|---|
| - (A) Jog dial (knob to be turned+push button):<br>- Turn:<br>- to select various adjustment parameters within a menu<br>- to adjust the parameter<br>- to select various selection possibilities within a menu<br>- Press:<br>- to release the adjustment of a parameter<br>- to confirm a parameter adjustment<br>- to confirm a selection possibility | - (B) Home button<br>- To show the home menu directly<br><br>- (C) Upwards button<br>- To show the higher-level menu / higher-level display<br><br>- (D) Function buttons:<br>- To select the menus assigned in the display area (D1)<br>- To activate the functions assigned in the display area (D1)<br><br>- (E) Function buttons:<br>- To select the menus assigned in the display area (E1) |

## Entering error memory

- Press button (A) to call up the error-menu.

☞ Follow instructions on next page.

## Menu -"Error memory"

Menu for retrieving existing error messages.

- (1) Number of error messages with travel drive stop.
  - Open detailed display "Error Messages With Travel Drive Stop": (1.1).
- (2) Number of vehicle warning messages.
  - Open detailed display "Vehicle Warning Messages": (2.1).
- (3) Number of engine error messages.
  - Open detailed display "Engine Error Messages": (3.1).

- (4) System error display.

☞ Possibly notify customer service of the system error number displayed on your paver finisher; the customer service department will then discuss with you how to proceed.

## Detailed display "Error Messages With Travel Drive Stop"

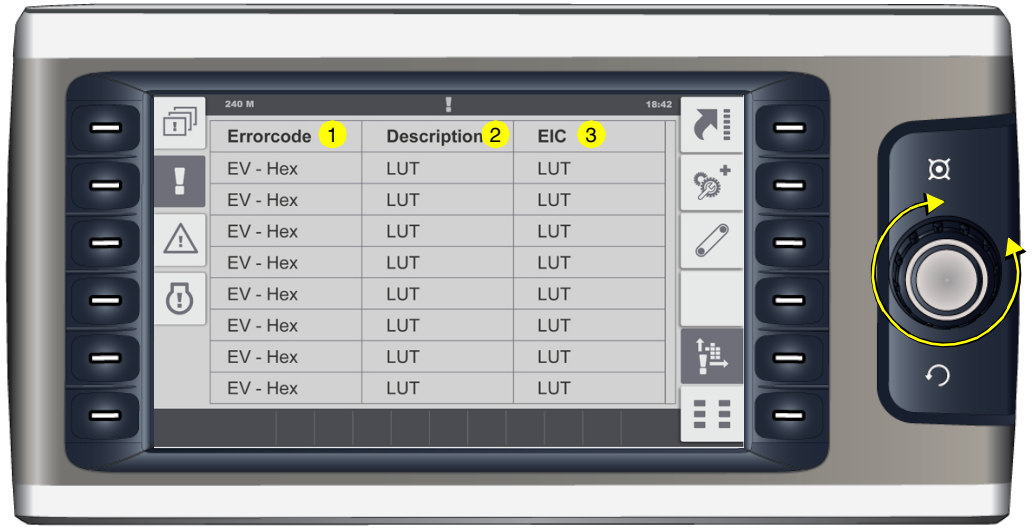


Display of existing error messages in a table.

- (1) Error code.
- (2) Error description.
- (3) Designation of the faulty part as per BMK/EIC list.

☞ Press the job dial to scroll through the list.

☞ All error messages can be identified in the section "Failure-Codes".

## Detailed display "Vehicle Warning Messages"

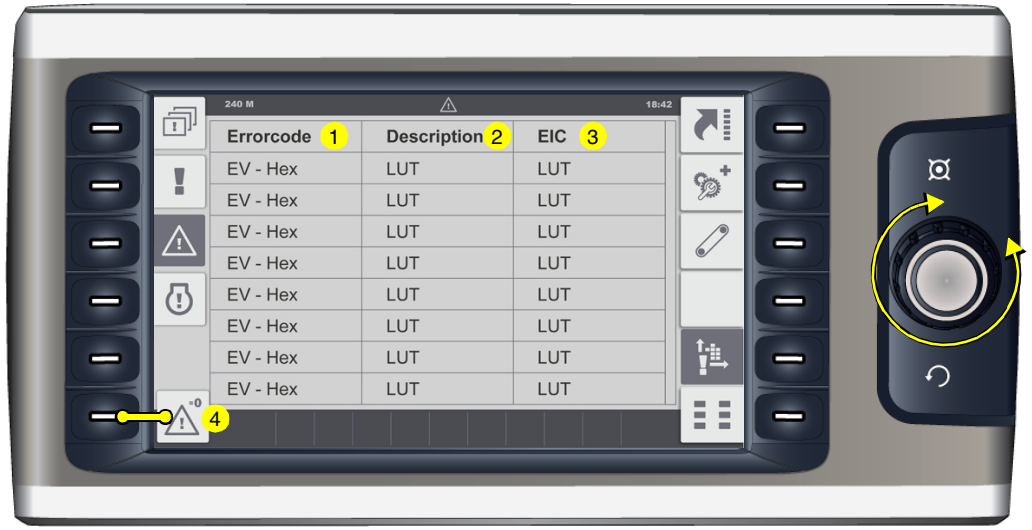


Display of existing error messages in a table.

- (1) Error code.
- (2) Error description.
- (3) Designation of the faulty part as per BMK/EIC list.

☞ Press the job dial to scroll through the list.

- Delete list of error messages: (4).

☞ As confirmation, the display changes for 5 to 10 seconds during deleting.

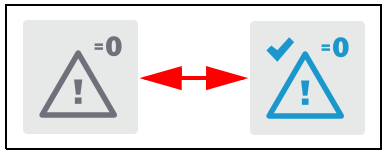


☞ All error messages can be identified in the section "Failure-Codes - Master Module".

## Detailed display "Engine Error Messages"

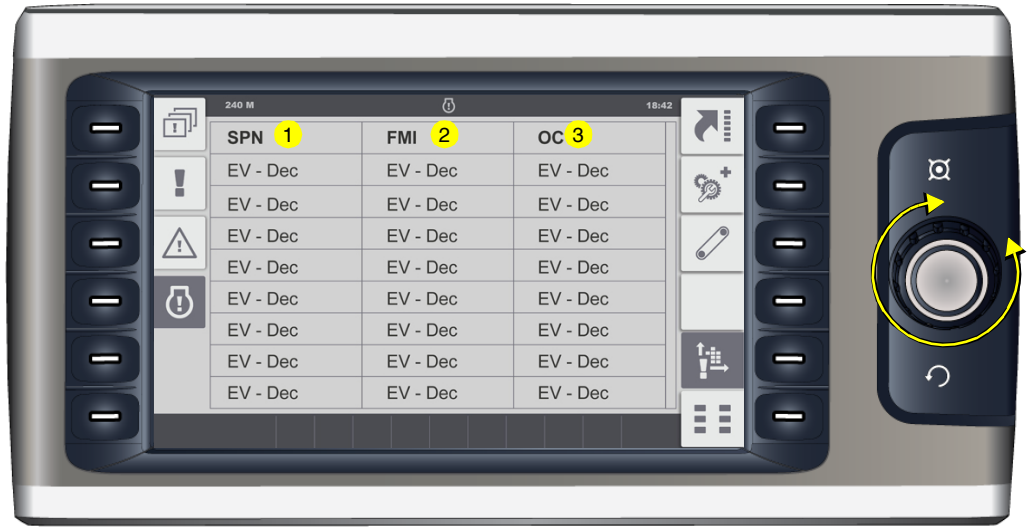


Display of existing error messages in a table.

- (1) SPN code.
- (2) FMI code.
- (3) OC error frequency.

☞ Press the job dial to scroll through the list.

☞ All error messages can be identified in the section "Diesel engine Failure-Codes chart".

# 6 Machine Failure-Codes chart SD2500C / SD2500CS / SD2550C / SD2550CS / SD2500W / SD2500WS

| SD2500C / SD2500CS / SD2550C / SD2550CS / SD2500W / SD2500WS - Machine Failure-Codes chart | | | | | | |
|---|---|---|---|---|---|---|
| **Error Message** | **Number** | **Save** | **Possible Cause** | **Effect** | **Quit** | **Remedy** |
| **Drive Lever** | 0x8000 | yes | joystick redundancy error (direction: backward about 0,5V..forward about 4,5V) pin139 does not fit with opposite signal at pin redundancy input pin166 | no driving possible | no | make a new joystick calibration with BODAS-service |
| **Drive Limit Poti** | 0x8001 | yes | drive limit potentiometer value outside of calibrated value | limp home 4m/min | no | make a new drive poti calibration with BODAS-service |
| **Steer Lever** | 0x8002 | yes | steering signal redundancy error (direction: direction: left about 0,5V..right about 4,5V) pin141 does not fit with opposite signal at pin redundancy input pin231 | stering set to middle, limp home 4m/min | no | make a new joystick calibration with BODAS-service |
| **Volt.after P central switch off** | 0x8003 | yes | voltage after proportional central switch <17V when central switch is on | warning | active error will be deleted if error condition is not true | proportional central switch was switched off because of other errors or short circuit after central switch |
| **Volt.after D central switch off** | 0x8004 | yes | voltage after proportional central switch <17V when central switch is on | warning | active error will be deleted if error condition is not true | proportional central switch was switched off because of other errors or short circuit after central switch |
| **Voltage Sensor 5V low** | 0x8005 | yes | 5V sensor voltage <4,5V | no driving possible | active error will be deleted if error condition is not true | check sensor voltage pin 219 and cables, sensors, potentiometers |

# SD2500C / SD2500CS / SD2550C / SD2550CS / SD2500W / SD2500WS - Machine Failure-Codes chart

| Error Message | Number | Save | Possible Cause | Effect | Quit | Remedy |
|---|---|---|---|---|---|---|
| **Voltage Sensor 5V high** | 0x8006 | yes | 5V sensor voltage >5,5V | no driving possible | active error will be deleted if error condition is not true | check sensor voltage pin 219 and cables, sensors, potentiometers |
| **SYS check** | 0x8007 | yes | internal fault of RC36-20/30 | no driving possible | no | turn ignition key off, wait 2s and then turn on again |
| **Brake release** | 0x8008 | yes | solenoid brake faulty<br>short circuit / broken solenoid or cable | manually pumping of brake pres-sure necessary, then driving with limp home 4m/min possible | active error will be deleted if error condition is not true and joystick neutral | check cable, pin131 |
| **Pump left forwd.** | 0x8009 | yes | solenoid pump left forward faulty<br>short circuit / broken solenoid or cable | no forward driving possible after 0,8s | active error will be deleted if error condition is not true and joystick neutral | check cable, pin156 |
| **Pump left backwd.** | 0x800A | yes | solenoid pump left backward faulty<br>short circuit / broken solenoid or cable | no backward driving possible after 0,8s | active error will be deleted if error condition is not true and joystick neutral | check cable, pin155 |
| **Pump right forwd.** | 0x800B | yes | solenoid pump right forward faulty<br>short circuit / broken solenoid or cable | no forward driving possible after 0,8s | active error will be deleted if error condition is not true and joystick neutral | check cable, pin126 |
| **Pump right backwd.** | 0x800C | yes | solenoid pump right backward faulty<br>short circuit / broken solenoid or cable | no backward driving possible after 0,8s | active error will be deleted if error condition is not true and joystick neutral | check cable, pin101 |
| **wheel steering** | 0x800D | yes | steering signal redundancy error (direction: direction: left about 0,5V..right about 4,5V) pin144 does not fit with opposite signal at pin redundancy input pin211 | rear axle drive is disabled.<br>Only driving forward using the front wheel drive is possible | no | check wiring of pins 144 and 211 |

# SD2500C / SD2500CS / SD2550C / SD2550CS / SD2500W / SD2500WS - Machine Failure-Codes chart

| Error Message | Number | Save | Possible Cause | Effect | Quit | Remedy |
|---|---|---|---|---|---|---|
| **HW track_Para not track** | 0x800E | yes | hardware pin158 low(=track), but BODAS-service Parameter is wheel paver type | paver type 3 is used, all BODAS-service parameters will be set to default and stored in EEPROM | no | select a paver type 3..6 with BODAS-service parameter |
| **HW wheel_Para_not_-Wheel** | 0x800F | yes | hardware pin158 high(=wheel), but BODAS-service Parameter is track paver type | paver type B is used, all BODAS-service parameters will be set to default and stored in EEPROM | no | select a paver type B or C with BODAS-service parameter |
| **Clutch 2** | 0x8010 | yes | solenoid clutch2 faulty<br>short circuit / broken solenoid or cable | no driving possible | active error will be deleted if error condition is not true and joystick neutral | check cable, pin130 |
| **CAN_2 engine EEC1** | 0x8011 | yes | CAN message with engine speed (EEC1) from engine ECU not received | DI3 can not display engine speed correctly<br>Clutch can not be closed | no driving possible because clutch is open<br>active error will be deleted if error condition is not true and joystick neutral | check CAN_2 and power of engine ECU |
| **CAN_2 Bus off** | 0x8012 | yes | CAN_2 bus off, probably too many error frames | no driving possible | active error will be deleted if error condition is not true and joystick neutral,<br>a new initialization of CAN bus will be done by API | check cable and CAN H pin253, CAN L pin254 switch off ignition key and measure 60Ohm resis-tance between CAN_L and CAN_H |
| **CAN_3 Bus off** | 0x8013 | yes | CAN_3 bus off, probably too many error frames | RCE12-4/22 and panel are not working | active error will be deleted if error condition is not true and joystick neutral,<br>a new initialization of CAN bus will be done by API | check cable and CAN H pin163, CAN L pin162 switch off ignition key and measure 60Ohm resis-tance between CAN_L and CAN_H |

# SD2500C / SD2500CS / SD2550C / SD2550CS / SD2500W / SD2500WS - Machine Failure-Codes chart

| Error Message | Number | Save | Possible Cause | Effect | Quit | Remedy |
|---|---|---|---|---|---|---|
| **RC CANopen paramset** | 0x8014 | yes | fuel sensor faulty<br>short circuit / broken solenoid or cable | | no | |
| **RC CANopen control** | 0x8015 | yes | CAN_3, CANopen: initialization error | | no | |
| **Panel NMT** | 0x8016 | yes | CAN_3, CANopen: wrong RCE parameter | | no | check cable and CAN H pin163, CAN L pin162 switch off ignition key and measure 60Ohm resistance between CAN_L and CAN_H |
| **Panel not OPERATIONAL** | 0x8017 | yes | CAN_3, CANopen: RCE not operational | | no | check cable and CAN H pin163, CAN L pin162 switch off ignition key and measure 60Ohm resistance between CAN_L and CAN_H |
| **RC not OPERATIONAL** | 0x8018 | yes | CAN_3, CANopen: RCE, panel are not working | | no | check cable and CAN H pin163, CAN L pin162 switch off ignition key and measure 60Ohm resistance between CAN_L and CAN_H |

# SD2500C / SD2500CS / SD2550C / SD2550CS / SD2500W / SD2500WS - Machine Failure-Codes chart

| Error Message | Number | Save | Possible Cause | Effect | Quit | Remedy |
|---|---|---|---|---|---|---|
| **Both break sensors error** | 0x8019 | yes | Both brake pedal senosors defect:<br>brake pedal redundancy error<br>pin135<br>does not fit with opposite signal at pin redundancy input pin134<br>AND<br>brake pedal redundancy error<br>pin251<br>does not fit with opposite signal at pin redundancy input pin239 | no driving possible | no | check wiring and pedal sensor pins 134 and 135 AND sensor pins 239 and 251 |
| **Retarder left** | 0x801A | yes | | | active error will be deleted if error condition is not true and joystick neutral | check cable, pin114 |
| **retarder right** | 0x801B | yes | retarder valve right side | no retarder function available. Vehicle stops, after that normal driving without retarder is possible | no | check pin 130 |
| **Wheel Motor left** | 0x801C | yes | WHEEL PAVER:<br>solenoid motor left faulty<br>short circuit / broken solenoid or cable | | active error will be deleted if error condition is not true and joystick neutral | check cable, pin125 |
| **Wheel Motor right** | 0x801D | yes | WHEEL PAVER:<br>solenoid motor right faulty<br>short circuit / broken solenoid or cable | | active error will be deleted if error condition is not true and joystick neutral | check cable, pin129 |
| **Wheel aux.brake** | 0x801E | yes | solenoid auger right backward faulty<br>short circuit / broken solenoid or cable | | active error will be deleted if error condition is not true and joystick neutral | check cable, pin178 |

# SD2500C / SD2500CS / SD2550C / SD2550CS / SD2500W / SD2500WS - Machine Failure-Codes chart

| Error Message | Number | Save | Possible Cause | Effect | Quit | Remedy |
|---|---|---|---|---|---|---|
| **Wheel front left** | 0x801F | yes | solenoid auger right backward faulty short circuit / broken solenoid or cable | | active error will be deleted if error condition is not true and joystick neutral | check cable, pin153 |
| **Wheel front right** | 0x8020 | yes | solenoid auger right backward faulty short circuit / broken solenoid or cable | | active error will be deleted if error condition is not true and joystick neutral | check cable, pin177 |
| **Wheel front free wheeling** | 0x8021 | yes | solenoid auger right backward faulty short circuit / broken solenoid or cable | | active error will be deleted if error condition is not true and joystick neutral | check cable, pin154 |
| **leakage front wheel** | 0x8022 | yes | at least one solenoid for leakage front wheel drive is faulty short circuit / broken solenoid or cable | front wheel drive deactivated, no transport mode possible, limp home speed | no | check wiring and sole-noids at pin 174 |
| **stop-error_reserved_36** | 0x8023 | | reserved | | | |
| **stop-error_reserved_37** | 0x8024 | | reserved | | | |
| **stop-error_reserved_38** | 0x8025 | | reserved | | | |
| **stop-error_reserved_39** | 0x8026 | | reserved | | | |
| **stop-error_reserved_40** | 0x8027 | | reserved | | | |
| **stop-error_reserved_41** | 0x8028 | | reserved | | | |
| **stop-error_reserved_42** | 0x8029 | | reserved | | | |
| **stop-error_reserved_43** | 0x802A | | reserved | | | |
| **stop-error_reserved_44** | 0x802B | | reserved | | | |
| **stop-error_reserved_45** | 0x802C | | reserved | | | |

# SD2500C / SD2500CS / SD2550C / SD2550CS / SD2500W / SD2500WS - Machine Failure-Codes chart

| Error Message | Number | Save | Possible Cause | Effect | Quit | Remedy |
|---|---|---|---|---|---|---|
| **stop-error_reserved_46** | 0x802D | | reserved | | | |
| **stop-error_reserved_47** | 0x802E | | reserved | | | |
| **stop-error_reserved_48** | 0x802F | | reserved | | | |
| **stop-error_reserved_49** | 0x8030 | | reserved | | | |
| **stop-error_reserved_50** | 0x8031 | | reserved | | | |
| **stop-error_reserved_51** | 0x8032 | | reserved | | | |
| **stop-error_reserved_52** | 0x8033 | | reserved | | | |
| **stop-error_reserved_53** | 0x8034 | | reserved | | | |
| **stop-error_reserved_54** | 0x8035 | | reserved | | | |
| **stop-error_reserved_55** | 0x8036 | | reserved | | | |
| **stop-error_reserved_56** | 0x8037 | | reserved | | | |
| **stop-error_reserved_57** | 0x8038 | | reserved | | | |
| **stop-error_reserved_58** | 0x8039 | | reserved | | | |
| **stop-error_reserved_59** | 0x803A | | reserved | | | |
| **stop-error_reserved_60** | 0x803B | | reserved | | | |
| **stop-error_reserved_61** | 0x803C | | reserved | | | |
| **stop-error_reserved_62** | 0x803D | | reserved | | | |
| **stop-error_reserved_63** | 0x803E | | reserved | | | |
| **stop-error_reserved_64** | 0x803F | | reserved | | | |

# SD2500C / SD2500CS / SD2550C / SD2550CS / SD2500W / SD2500WS - Machine Failure-Codes chart

| Error Message | Number | Save | Possible Cause | Effect | Quit | Remedy |
|---|---|---|---|---|---|---|
| **Internal RC overtemperature** | 0x8040 | yes | internal temperature inside of RC36-20/30 is bigger than allowed (>105degC) | warning | active error will be deleted if error condition is not true | |
| **Speed Sensor Left** | 0x8041 | yes | speed sensor left faulty | steering controller and speed controller will be switched off | active error will be deleted as soon as speed is measured | check cable, pin110 |
| **Speed Sensor Right** | 0x8042 | yes | speed sensor right faulty | steering controller and speed controller will be switched off | active error will be deleted as soon as speed is measured | check cable, pin109 |
| **Start Condition** | 0x8043 | no | joystick not neutral at power on | no driving possible | active error will be deleted as soon as start condition is fullfilled | set joystick to neutral position before turning on ignition key |
| **Calib Pump Currents** | 0x8044 | yes | automatic calibration of minimum pump currents fault | calibration not completed, currents not stored in EEPROM | no | turn ignition key off, wait 2s and then turn on again; try new calibration |
| **Calib Potis Levers** | 0x8045 | | calibration of potentiometers, levers fault | calibration not completed, currents not stored in EEPROM | no | turn ignition key off, wait 2s and then turn on again; try new calibration |
| **Drive Limp** | 0x8046 | yes | error drive limit potentiometer<br>or error steering lever<br>or error output/solenoid brake release | transport mode disabled<br>driving reduced to 4m/min | no | ignition off<br>check drive limit potentiometer, steering wheel and brake solenoid |
| **Voltage low** | 0x8047 | yes | voltage at ignition key <17V | warning | active error will be deleted if error condition is not true | fuse? |

| SD2500C / SD2500CS / SD2550C / SD2550CS / SD2500W / SD2500WS - Machine Failure-Codes chart | | | | | | |
|---|---|---|---|---|---|---|
| **Error Message** | **Number** | **Save** | **Possible Cause** | **Effect** | **Quit** | **Remedy** |
| **Volt.after P central switch low** | 0x8048 | yes | voltage after proportional central switch <17V when central switch is on | warning | active error will be deleted if error condition is not true | proportional central switch was switched off because of other errors or short circuit after central switch |
| **CAN_1 Bus off** | 0x8049 | yes | CAN_1 bus off, probably too many error frames | no communication with DI3 or BODAS-design or BODAS-service possible | active error will be deleted if error condition is not true and joystick neutral,<br>a new initialization of CAN bus will be done by API | check cable and CAN H pin215, CAN L pin216 switch off ignition key and measure 60Ohm resistance between CAN_L and CAN_H |
| **CAN_3 Panel** | 0x804A | yes | CAN_3 communication error with panel | RCE12-4/22 and panel are not working | no | check power supply of panel<br>check cable and CAN H pin163, CAN L pin162 switch off ignition key and measure 60Ohm resistance between CAN_L and CAN_H |
| **CAN_4 MOBA** | 0x804B | yes | CAN_4 communication error with MOBA screed controller | screed controller is not working | no | check power supply of MOBA screed controller check cable and CAN H pin161, CAN L pin160 switch off ignition key and measure 60Ohm resistance between CAN_L and CAN_H |

# SD2500C / SD2500CS / SD2550C / SD2550CS / SD2500W / SD2500WS - Machine Failure-Codes chart

| Error Message | Number | Save | Possible Cause | Effect | Quit | Remedy |
|---|---|---|---|---|---|---|
| **CAN_4 Bus off** | 0x804C | yes | CAN_4 bus off, probably too many error frames | screed controller is not working | active error will be deleted if error condition is not true and joystick neutral, a new initialization of CAN bus will be done by API | check cable and CAN H pin161, CAN L pin160 switch off ignition key and measure 60Ohm resis-tance between CAN_L and CAN_H |
| **Conveyor left** | 0x804D | yes | solenoid conveyor left faulty short circuit / broken solenoid or cable | | no | check cable, pin183 |
| **Conveyor left backwd.** | 0x804E | yes | solenoid conveyor left backward faulty short circuit / broken solenoid or cable | | no | check cable, pin184 |
| **Conveyor right** | 0x804F | yes | solenoid conveyor right faulty short circuit / broken solenoid or cable | | no | check cable, pin185 |
| **Conveyor right backwd.** | 0x8050 | yes | solenoid conveyor right backward faulty short circuit / broken solenoid or cable | | no | check cable, pin186 |
| **Auger left** | 0x8051 | yes | solenoid auger left faulty short circuit / broken solenoid or cable | | no | check cable, pin179 |
| **Auger left backwd.** | 0x8052 | yes | solenoid auger left backward faulty short circuit / broken solenoid or cable | | no | check cable, pin180 |

# SD2500C / SD2500CS / SD2550C / SD2550CS / SD2500W / SD2500WS - Machine Failure-Codes chart

| Error Message | Number | Save | Possible Cause | Effect | Quit | Remedy |
|---|---|---|---|---|---|---|
| **Auger right** | 0x8053 | yes | solenoid auger right faulty<br>short circuit / broken solenoid or cable | | no | check cable, pin181 |
| **Auger right backwd.** | 0x8054 | yes | solenoid auger right backward faulty<br>short circuit / broken solenoid or cable | | no | check cable, pin182 |
| **RCE Auger raise left** | 0x8055 | yes | solenoid auger raise left faulty<br>short circuit / broken solenoid or cable | | active error will be deleted if error condition is not true and joystick neutral | check cable, pinRCE33 |
| **RCE Auger lower left** | 0x8056 | yes | solenoid auger lower left faulty<br>short circuit / broken solenoid or cable<br><br>Attention! only one error can be detected at a time:<br>RCE Auger raise left, RCE Auger lower left, RCE Auger raise right, RCE Auger lower right, RCE Compaction raise, RCE Roll damp | | active error will be deleted if error condition is not true and joystick neutral | check cable, pinRCE44 |

| SD2500C / SD2500CS / SD2550C / SD2550CS / SD2500W / SD2500WS - Machine Failure-Codes chart | | | | | | |
|---|---|---|---|---|---|---|
| **Error Message** | **Number** | **Save** | **Possible Cause** | **Effect** | **Quit** | **Remedy** |
| **RCE Auger raise right** | 0x8057 | yes | solenoid auger raise right faulty short circuit / broken solenoid or cable<br><br>Attention! only one error can be detected at a time:<br>RCE Roll forwd, RCE Roll backwd, RCE Lock off, RCE Lock on, RCE compaction, RCE Bitumen aspiration, RCE Compaction lower | | active error will be deleted if error condition is not true and joystick neutral | check cable, pinRCE34 |
| **RCE Auger lower right** | 0x8058 | yes | solenoid auger lower right faulty short circuit / broken solenoid or cable<br><br>Attention! only one error can be detected at a time:<br>RCE Roll forwd, RCE Roll backwd, RCE Lock off, RCE Lock on, RCE compaction, RCE Bitumen aspiration, RCE Compaction lower | | active error will be deleted if error condition is not true and joystick neutral | check cable, pinRCE45 |
| **Levelling raise left** | 0x8059 | yes | solenoid levelling raise left faulty short circuit / broken solenoid or cable | | no | check cable, pin152 |
| **Levelling lower left** | 0x805A | yes | solenoid levelling lower left faulty short circuit / broken solenoid or cable | | no | check cable, pin176 |

# SD2500C / SD2500CS / SD2550C / SD2550CS / SD2500W / SD2500WS - Machine Failure-Codes chart

| Error Message | Number | Save | Possible Cause | Effect | Quit | Remedy |
|---|---|---|---|---|---|---|
| **Levelling raise right** | 0x805B | yes | solenoid levelling raise right faulty<br>short circuit / broken solenoid or cable | | no | check cable, pin149 |
| **Levelling lower right** | 0x805C | yes | solenoid levelling lower right faulty<br>short circuit / broken solenoid or cable | | no | check cable, pin173 |
| **Tamper** | 0x805D | yes | solenoid tamper faulty<br>short circuit / broken solenoid or cable | | no | check cable, pin151 |
| **Vibration** | 0x805E | yes | solenoid vibration faulty<br>short circuit / broken solenoid or cable | | no | check cable, pin175 |
| **Cabin right** | 0x805F | yes | solenoid cabin right forward faulty<br>short circuit / broken solenoid or cable | | no | check cable, pin150 |
| **Cabin left** | 0x8060 | yes | solenoid cabin left faulty<br>short circuit / broken solenoid or cable | | no | check cable, pin128 |
| **Clutch 1** | 0x8061 | yes | solenoid clutch1 faulty<br>short circuit / broken solenoid or cable | warning | active error will be deleted if error condition is not true and joystick neutral | check cable, pin174 |
| **work stop** | 0x8062 | yes | solenoid work stop faulty<br>short circuit / broken solenoid or cable | | no | check cable, pin103 |

# SD2500C / SD2500CS / SD2550C / SD2550CS / SD2500W / SD2500WS - Machine Failure-Codes chart

| Error Message | Number | Save | Possible Cause | Effect | Quit | Remedy |
|---|---|---|---|---|---|---|
| **Screed outwd. left** | 0x8063 | yes | solenoid screed outward left faulty<br>short circuit / broken solenoid or cable | | no | check cable, pin127 |
| **Screed inwd. left** | 0x8064 | yes | solenoid screed inward left faulty<br>short circuit / broken solenoid or cable | | no | check cable, pin102 |
| **Screed outwd. right** | 0x8065 | yes | solenoid pump left forward faulty<br>short circuit / broken solenoid or cable | | no | check cable, pin107 |
| **Screed inwd. right** | 0x8066 | yes | solenoid pump left forward faulty<br>short circuit / broken solenoid or cable | | no | check cable, pin106 |
| **Seat Heating** | 0x8067 | yes | seat heating faulty<br>short circuit / broken solenoid or cable | | active error will be deleted if error condition is not true and joystick neutral | check cable, pin242 |
| **Fan** | 0x8068 | yes | solenoid fan faulty<br>short circuit / broken solenoid or cable | | active error will be deleted if error condition is not true and joystick neutral | check cable, pin104 |
| **Hopper open left** | 0x8069 | yes | solenoid hopper open left faulty<br>short circuit / broken solenoid or cable | | no | check cable, pin192 |
| **Hopper close left** | 0x806A | yes | solenoid hopper close left faulty<br>short circuit / broken solenoid or cable | | no | check cable, pin191 |

# SD2500C / SD2500CS / SD2550C / SD2550CS / SD2500W / SD2500WS - Machine Failure-Codes chart

| Error Message | Number | Save | Possible Cause | Effect | Quit | Remedy |
|---|---|---|---|---|---|---|
| **Hopper open right** | 0x806B | yes | solenoid hopper open right faulty<br>short circuit / broken solenoid or cable | | no | check cable, pin190 |
| **Hopper close right** | 0x806C | yes | solenoid hopper close right faulty<br>short circuit / broken solenoid or cable | | no | check cable, pin189 |
| **Hopper raise** | 0x806D | yes | solenoid pump left forward faulty<br>short circuit / broken solenoid or cable | | no | check cable, pin194 |
| **Hopper lower** | 0x806E | yes | solenoid pump left forward faulty<br>short circuit / broken solenoid or cable | | no | check cable, pin193 |
| **Warnblink left** | 0x806F | yes | warnblink left faulty<br>short circuit / broken solenoid or cable | | active error will be deleted if error condition is not true and joystick neutral | check cable, pin188 |
| **Warnblink right** | 0x8070 | yes | warnblink right faulty<br>short circuit / broken solenoid or cable | | active error will be deleted if error condition is not true and joystick neutral | check cable, pin187 |
| **Screed change load** | 0x8071 | yes | solenoid screed change load faulty<br>short circuit / broken solenoid or cable | | no | check cable, pin196 |
| **Screed raise** | 0x8072 | yes | solenoid screed raise faulty<br>short circuit / broken solenoid or cable | | no | check cable, pin249 |

# SD2500C / SD2500CS / SD2550C / SD2550CS / SD2500W / SD2500WS - Machine Failure-Codes chart

| Error Message | Number | Save | Possible Cause | Effect | Quit | Remedy |
|---|---|---|---|---|---|---|
| **Screed load** | 0x8073 | yes | solenoid screed load faulty<br>short circuit / broken solenoid or cable | | no | check cable, pin172 |
| **Screed lower** | 0x8074 | yes | solenoid screed lower faulty<br>short circuit / broken solenoid or cable | | no | check cable, pin195 |
| **Windscreen Wiper wash** | 0x8075 | yes | windscreen wiper wash faulty<br>short circuit / broken solenoid or cable | | active error will be deleted if error condition is not true and joystick neutral | check cable, pin243 |
| **Backward Beep** | 0x8076 | yes | backward driving buzzer faulty<br>short circuit / broken solenoid or cable | | active error will be deleted if error condition is not true and joystick neutral | check cable, pin241 |
| **Rot. Flash lamp** | 0x8077 | yes | rotating flashing lamp faulty<br>short circuit / broken solenoid or cable | | active error will be deleted if error condition is not true and joystick neutral | check cable, pin256 |
| **Wiper** | 0x8078 | yes | windscreen wiper faulty<br>short circuit / broken solenoid or cable | | active error will be deleted if error condition is not true and joystick neutral | check cable, pin244 |
| **Fuel Pump** | 0x8079 | yes | fuel pump faulty<br>short circuit / broken solenoid or cable | | active error will be deleted if error condition is not true and joystick neutral | check cable, pin257 |

# SD2500C / SD2500CS / SD2550C / SD2550CS / SD2500W / SD2500WS - Machine Failure-Codes chart

| Error Message | Number | Save | Possible Cause | Effect | Quit | Remedy |
|---|---|---|---|---|---|---|
| **RCE Roll forwd** | 0x807A | yes | solenoid roll forward faulty<br>short circuit / broken solenoid or cable<br><br>Attention! only one error can be detected at a time:<br>RCE Roll forwd, RCE Roll backwd, RCE Lock off, RCE Lock on, RCE compaction | | active error will be deleted if error condition is not true and joystick neutral | check cable, pin-RCE42,78 |
| **RCE Roll backwd** | 0x807B | yes | solenoid roll backward faulty<br>short circuit / broken solenoid or cable<br><br>Attention! only one error can be detected at a time:<br>RCE Roll forwd, RCE Roll backwd, RCE Lock off, RCE Lock on, RCE compaction | | active error will be deleted if error condition is not true and joystick neutral | check cable, pin-RCE29,78 |
| **RCE Lock off** | 0x807C | yes | solenoid lock off faulty<br>short circuit / broken solenoid or cable<br><br>Attention! only one error can be detected at a time:<br>RCE Roll forwd, RCE Roll backwd, RCE Lock off, RCE Lock on, RCE compaction | | active error will be deleted if error condition is not true and joystick neutral | check cable, pinRCE15, 72 |

| SD2500C / SD2500CS / SD2550C / SD2550CS / SD2500W / SD2500WS - Machine Failure-Codes chart | | | | | | |
|---|---|---|---|---|---|---|
| **Error Message** | **Number** | **Save** | **Possible Cause** | **Effect** | **Quit** | **Remedy** |
| **RCE Lock on** | 0x807D | yes | solenoid lock on faulty<br>short circuit / broken solenoid or cable<br><br>Attention! only one error can be detected at a time:<br>RCE Roll forwd, RCE Roll backwd, RCE Lock off, RCE Lock on, RCE compaction | | active error will be deleted if error condition is not true and joystick neutral | check cable, pinRCE3, 72 |
| **RCE Profil plus** | 0x807E | yes | solenoid profile plus faulty<br>short circuit / broken solenoid or cable | no error can be detected because of 3Hz PWM | active error will be deleted if error condition is not true and joystick neutral | check cable, pin-RCE31,80 |
| **RCE Profil minus** | 0x807F | yes | solenoid profile minus faulty<br>short circuit / broken solenoid or cable | no error can be detected because of 3Hz PWM | active error will be deleted if error condition is not true and joystick neutral | check cable, pinRCE30, 80 |
| **RCE Compaction** | 0x8080 | yes | solenoid compactor faulty<br>short circuit / broken solenoid or cable<br><br>Attention! only one error can be detected at a time:<br>RCE Roll forwd, RCE Roll backwd, RCE Lock off, RCE Lock on, RCE compaction, RCE Bitumen aspiration, RCE Compaction lower | | active error will be deleted if error condition is not true and joystick neutral | check cable, pinRCE32, 66 |

# SD2500C / SD2500CS / SD2550C / SD2550CS / SD2500W / SD2500WS - Machine Failure-Codes chart

| Error Message | Number | Save | Possible Cause | Effect | Quit | Remedy |
|---|---|---|---|---|---|---|
| **RCE Bitumen aspiration** | 0x8081 | yes | solenoid bitumen aspiration faulty<br>short circuit / broken solenoid or cable<br><br>Attention! only one error can be detected at a time:<br>RCE Roll forwd, RCE Roll backwd, RCE Lock off, RCE Lock on, RCE compaction, RCE Bitumen aspiration, RCE Compaction lower | | active error will be deleted if error condition is not true and joystick neutral | check cable, pinRCE46 |
| **RCE Roll damp** | 0x8082 | yes | solenoid roll damp faulty<br>short circuit / broken solenoid or cable<br><br>Attention! only one error can be detected at a time:<br>RCE Roll forwd, RCE Roll backwd, RCE Lock off, RCE Lock on, RCE compaction, RCE Bitumen aspiration, RCE Compaction lower | | active error will be deleted if error condition is not true and joystick neutral | check cable, pinRCE47 |
| **RCE light auger** | 0x8083 | | | | | |
| **RCE CANopen paramset** | 0x8084 | yes | CAN_3, CANopen: wrong RC param-eter | | no | |
| **RCE CANopen init** | 0x8085 | yes | CAN_3, CANopen: wrong RCE parameter | | no | |
| **RCE CANopen control** | 0x8086 | yes | CAN_3, CANopen: startup error | | no | |

| SD2500C / SD2500CS / SD2550C / SD2550CS / SD2500W / SD2500WS - Machine Failure-Codes chart | | | | | | |
|---|---|---|---|---|---|---|
| **Error Message** | **Number** | **Save** | **Possible Cause** | **Effect** | **Quit** | **Remedy** |
| **RCE not OPERATIONAL** | 0x8087 | yes | CAN_3, CANopen: panel is not working | | no | check cable and CAN H pin163, CAN L pin162 switch off ignition key and measure 60Ohm resistance between CAN_L and CAN_H,<br><br>see chapter<br>Optionally: Set RCE12-4/22 to factory settings |
| **Fuel sensor** | 0x8088 | yes | | | active error will be deleted if error condition is not true | check cable, pin168 |
| **Voltage high** | 0x8089 | yes | voltage at ignition key >30V | warning | active error will be deleted if error condition is not true | check battery voltage |
| **Volt.after D central switch low** | 0x808A | yes | voltage after proportional central switch <17V when central switch is on | warning | active error will be deleted if error condition is not true | proportional central switch was switched off because of other errors or short circuit after central switch |
| **Voltage Sensor 10V low** | 0x808B | yes | 8V sensor voltage <9,5V | warning | active error will be deleted if error condition is not true | check sensor voltage pin 232 |
| **Voltage Sensor 10V high** | 0x808C | yes | 8V sensor voltage >10,5V | warning | active error will be deleted if error condition is not true | check sensor voltage pin 232 |
| **Central lubrication** | 0x808D | yes | solenoid central lubrication faulty short circuit / broken solenoid or cable | | no | check cable, pin115 |

# SD2500C / SD2500CS / SD2550C / SD2550CS / SD2500W / SD2500WS - Machine Failure-Codes chart

| Error Message | Number | Save | Possible Cause | Effect | Quit | Remedy |
|---|---|---|---|---|---|---|
| **Wheel brake light** | 0x808E | yes | | | active error will be deleted if error condition is not true and joystick neutral | check cable, pin105 |
| **Screed heating sensor1** | 0x808F | yes | Temperature sensor 1 of screed heating failure (ST551) | see ST551 | active error will be deleted if error condition is not true | check sensor 1 |
| **Screed heating sensor2** | 0x8090 | yes | Temperature sensor 1 of screed heating failure (ST551) | see ST552 | active error will be deleted if error condition is not true | check sensor 2 |
| **Screed heating sensor3** | 0x8091 | yes | Temperature sensor 1 of screed heating failure (ST551) | see ST553 | active error will be deleted if error condition is not true | check sensor 3 |
| **Screed heating sensor4** | 0x8092 | yes | Temperature sensor 1 of screed heating failure (ST551) | see ST554 | active error will be deleted if error condition is not true | check sensor 4 |
| **Screed heating EEPROM** | 0x8093 | yes | internal EEPROM error of ST551 | see ST555 | active error will be deleted if error condition is not true | |
| **CAN_2 screed heating** | 0x8094 | yes | CAN_2 communication error with ST551 | temperature can not be controlled by RC36-20/30, no actual measured temperatures available | active error will be deleted if error condition is not true | check power supply of DI3 check cable and CAN H pin215, CAN L pin216 switch off ignition key and measure 60Ohm resistance between CAN_L and CAN_H |
| **CAN_2 engine ET1** | 0x8095 | yes | CAN message with coolant temperature (ET1) from engine ECU not received | engine fan control can not be controlled by coolant temperature | active error will be deleted if error condition is not true and joystick neutral | check CAN_2 and power of engine ECU |

# SD2500C / SD2500CS / SD2550C / SD2550CS / SD2500W / SD2500WS - Machine Failure-Codes chart

| Error Message | Number | Save | Possible Cause | Effect | Quit | Remedy |
|---|---|---|---|---|---|---|
| **CAN_2 engine IC1** | 0x8096 | yes | CAN message with charge air temperature (IC1) message from engine ECU not received | engine fan control can not be controlled by charge air temperature | active error will be deleted if error condition is not true and joystick neutral | check CAN_2 and power of engine ECU |
| **CAN_2 engine FLUID** | 0x8097 | yes | CAN message with engine fluid level, pressure (FLUID) from engine ECU not received | DI3 can not display engine oil pressure correctly | active error will be deleted if error condition is not true and joystick neutral | check CAN_2 and power of engine ECU |
| **CAN_2 engine VOLT** | 0x8098 | yes | CAN message with engine battery voltage (VOLT) from engine ECU not received | DI3 can not display battery voltage correctly | active error will be deleted if error condition is not true and joystick neutral | check CAN_2 and power of engine ECU |
| **Paddle Sonic Conveyor left** | 0x8099 | yes | Paddel sensor left signal out of range(>4,5V or <0,5V) | automatic: left conveyor will be controlled by DI3 value directly manually: left conveyor maximum independing of sensor | active error will be deleted if error condition is not true | check left paddel potentiometer |
| **Paddle Sonic Conveyor right** | 0x809A | yes | Paddel sensor right signal out of range(>4,5V or <0,5V) | automatic: right conveyor will be controlled by DI3 value directly manually: right conveyor maximum independing of sensor | active error will be deleted if error condition is not true | check right paddel potentiometer |
| **MOBA Sonic Auger left** | 0x809B | yes | Auger Sonic left sensor signal from MOBA out of range | automatic: left auger will be controlled by DI3 value directly manually: left auger maximum independing of sensor | active error will be deleted if error condition is not true | check CAN_4 and power of MOBA screed controller |
| **MOBA Sonic Auger right** | 0x809C | yes | Auger Sonic right sensor signal from MOBA out of range | automatic: right auger will be controlled by DI3 value directly manually: right auger maximum independing of sensor | active error will be deleted if error condition is not true | check CAN_4 and power of MOBA screed controller |

| SD2500C / SD2500CS / SD2550C / SD2550CS / SD2500W / SD2500WS - Machine Failure-Codes chart | | | | | | |
|---|---|---|---|---|---|---|
| **Error Message** | **Number** | **Save** | **Possible Cause** | **Effect** | **Quit** | **Remedy** |
| **MOBA act Auger** | 0x809D | yes | CAN message with actual auger values from MOBA not received | automatic: left and right auger will be controlled by DI3 value directly manually: left and right auger maximum independing of sensor | active error will be deleted if error condition is not true and joystick neutral | check CAN_4 and power of MOBA screed controller |
| **MOBA act Compaction** | 0x809E | yes | CAN message with actual compactor value from MOBA not received | compactor can not be controlled by closed loop, compactor will be controlled by nominal DI3 value directly | active error will be deleted if error condition is not true and joystick neutral | check CAN_4 and power of MOBA screed controller |
| **MOBA act Screed width** | 0x809F | yes | CAN message with actual screed width value from MOBA not received | | active error will be deleted if error condition is not true and joystick neutral | check CAN_4 and power of MOBA screed controller |
| **MOBA act Tamper Vib** | 0x80A0 | yes | CAN message with actual tamper, vibration values from MOBA not received | tamper and vibration can not be controlled by closed loop, tamper and vibration will be controlled by nominal DI3 value directly | active error will be deleted if error condition is not true and joystick neutral | check CAN_4 and power of MOBA screed controller |
| **MOBA control outputs** | 0x80A1 | yes | CAN message with control output values (level L, level R, profile) from MOBA not received | | active error will be deleted if error condition is not true and joystick neutral | check CAN_4 and power of MOBA screed controller |
| **MOBA remote left** | 0x80A2 | yes | CAN message with remote control left from MOBA not received | no buttons read from left remote control | active error will be deleted if error condition is not true and joystick neutral | check CAN_4 and power of MOBA screed controller and remote control left |
| **MOBA remote right** | 0x80A3 | yes | CAN message with remote control right from MOBA not received | no buttons read from right remote control | active error will be deleted if error condition is not true and joystick neutral | check CAN_4 and power of MOBA screed controller and remote control right |

# SD2500C / SD2500CS / SD2550C / SD2550CS / SD2500W / SD2500WS - Machine Failure-Codes chart

| Error Message | Number | Save | Possible Cause | Effect | Quit | Remedy |
|---|---|---|---|---|---|---|
| **Coolant over temperature** | 0x80A4 | yes | | engine fan control can not be controlled by charge air temperature | active error will be deleted if error condition is not true and joystick neutral | check coolant temperature(from engine via CAN2) |
| **Charge air overtemperature** | 0x80A5 | yes | | engine fan control can not be controlled by coolant temperature | active error will be deleted if error condition is not true and joystick neutral | check charge air temperature(from engine via CAN2) |
| **Hydraulic oil overtemperature** | 0x80A6 | yes | temperature sensor | engine fan control can not be controlled by hydraulic oil temperature | active error will be deleted if error condition is not true and joystick neutral | check hydraulic oil sensor Pin121 |
| **Gearbox protect.generator off** | 0x80A7 | yes | ST551 did not activate energy save mode within 300ms | 80kW generator will be switched off to protect gear box | | |
| **MOBA info Level left** | 0x80A8 | yes | CAN message with info level left from MOBA not received | level left switched to manually | active error will be deleted if error condition is not true and joystick neutral | check CAN_4 and power of MOBA screed controller and remote control left |
| **MOBA info Level right** | 0x80A9 | yes | CAN message with info level right from MOBA not received | right left switched to manually | active error will be deleted if error condition is not true and joystick neutral | check CAN_4 and power of MOBA screed controller and remote control left |
| **Air Filter pollution** | 0x80AA | yes | failure air filter pollution pressure, Pin 157 | | active error will be deleted if error condition is not true | |
| **Lubrication empty** | 0x80AB | yes | lubrication is on and there is no pressure or pressure switch empty | | active error will be deleted if error condition is not true | switch lubrication level empty Pin252 (0V=ok) and pressure switch lubrication system Pin238 (24V=ok) |

# SD2500C / SD2500CS / SD2550C / SD2550CS / SD2500W / SD2500WS - Machine Failure-Codes chart

| Error Message | Number | Save | Possible Cause | Effect | Quit | Remedy |
|---|---|---|---|---|---|---|
| **Brake pedal sensor left** | 0x80AC | yes | brake pedal redundancy error pin135<br>does not fit with opposite signal at pin redundancy input pin134 | | no | check wiring and pedal sensor pins 134 and 135 |
| **MOBA info profile** | 0x80AD | yes | CAN message with info profile from MOBA not received | | active error will be deleted if error condition is not true and joystick neutral | check CAN_4 and power of MOBA screed controller and remote control left |
| **MOBA Sonic Auger left range** | 0x80AE | | not used | | | |
| **MOBA Sonic Auger right range** | 0x80AF | | not used | | | |
| **MOBA act Tamper too big** | 0x80B0 | | MOBA sends actual value > 3000rpm for tamper | responding PID controller will be frozen as long as actual value is as big | active error will be deleted if error condition is not true | |
| **MOBA act Vibration too big** | 0x80B1 | | MOBA sends actual value > 6000rpm for vibration | responding PID controller will be frozen as long as actual value is as big | active error will be deleted if error condition is not true | |
| **MOBA act Compaction too big** | 0x80B2 | | MOBA sends actual value > 7200rpm for compaction | responding PID controller will be frozen as long as actual value is as big | active error will be deleted if error condition is not true | |
| **Sensor hydraulic aux brake** | 0x80B3 | yes | sensor to meassure pressure on hydraulic brake ( not used on every wheeled paver) | ilf sensor defect hydraulic brake lever has no effect | active error will be deleted if error condition is not true | check pin 222 |
| **LABORTEST** | 0x80B4 | no | lab test flag active in SW | white box test code may be active | no | contact BR for SW change |

# SD2500C / SD2500CS / SD2550C / SD2550CS / SD2500W / SD2500WS - Machine Failure-Codes chart

| Error Message | Number | Save | Possible Cause | Effect | Quit | Remedy |
|---|---|---|---|---|---|---|
| **wheel follower** | 0x80B5 | | Wheel paver:<br>voltage signal for follower not correct | transport mode not possible | | check pin 119 |
| **Brake pedal sensor right** | 0x80B6 | yes | brake pedal redundancy error<br>pin251<br>does not fit with opposite signal at pin redundancy input pin239 | | no | check wiring and pedal sensor pins 251 and 239 |
| **Sensor_f_wheel_r** | 0x80B7 | yes | sensor to measure pressure on front-wheel left<br>input Pin 142 | If one of this senoors is defect calibraion will be switched off.<br>Last saved Offset will be used | active error will be deleted if error condition is not true | check pin 142 |
| **Sensor_f_wheel_l** | 0x80B8 | yes | sensor to messure pressure on front-wheel left<br>input Pin 143 | | active error will be deleted if error condition is not true | check pin 143 |
| **Levelling sensor le** | 0x80B9 | yes | Levelling sensor left signal out of range(>4,5V or <0,5V) | No value of left levelling in Dispaly and MOBA remote control | active error will be deleted if error condition is not true | Check sensor of levelling left, cable and pin 230 |
| **Levelling Sensor ri** | 0x80BA | yes | levelling sensor right signal out of range(>4,5V or <0,5V) | No value of right levelling in Dis-paly and MOBA remote control | active error will be deleted if error condition is not true | Check sensor of levelling right, cable and pin 140 |
| **Track Motor left** | 0x80BB | yes | TRACK PAVER:<br>solenoid motor left faulty<br>short circuit / broken solenoid or cable | | active error will be deleted if error condition is not true and joystick neutral | check cable, pin125 |
| **Track Motor right** | 0x80BC | yes | TRACK PAVER:<br>solenoid motor right faulty<br>short circuit / broken solenoid or cable | | active error will be deleted if error condition is not true and joystick neutral | check cable, pin129 |

# SD2500C / SD2500CS / SD2550C / SD2550CS / SD2500W / SD2500WS - Machine Failure-Codes chart

| Error Message | Number | Save | Possible Cause | Effect | Quit | Remedy |
|---|---|---|---|---|---|---|
| **Emcy_stop** | 0x80BD | yes | emergency stop button pressed | proportional central switch off no driving possible digital central switch off | active error will be deleted if error condition is not true and joystick neutral | check cable, pin129 |
| **CAN_2 engine EEC2** | 0x80BE | yes | all CAN_2 errors are deayed at power on with par. 3.1.3 delay engine RC (5s); CAN message EEC2(engine percent load at current speed) from engine ECU not received | none | active error will be deleted if error condi-tion is not true and joystick neutral | check CAN_2 and power of engine ECU |
| **safety_test** | 0x80BF | yes | test of safety functions with CANalyzer is active | | no | |
| **warning_reserved_128** | 0x80C0 | | | | | |
| **h10000_alarm** | 0x80C1 | yes | 10000hours operating time reached | just information | | |
| **warning_reserved_130** | 0x80C2 | | | | | |
| **warning_reserved_131** | 0x80C3 | | | | | |
| **warning_reserved_132** | 0x80C4 | | | | | |
| **warning_reserved_133** | 0x80C5 | | | | | |
| **warning_reserved_134** | 0x80C6 | | | | | |
| **warning_reserved_135** | 0x80C7 | | | | | |
| **Screed_heating_sec-tion_1** | 0x80C8 | yes | Screed section 1 heating faulty short circuit / broken solenoid or cable | | active error will be deleted if error condition is not true and joystick neutral | check cable, pin107 |
| **Screed_heating_sec-tion_2** | 0x80C9 | yes | Screed section 2 heating faulty short circuit / broken solenoid or cable | | active error will be deleted if error condition is not true and joystick neutral | check cable, pin106 |

# SD2500C / SD2500CS / SD2550C / SD2550CS / SD2500W / SD2500WS - Machine Failure-Codes chart

| Error Message | Number | Save | Possible Cause | Effect | Quit | Remedy |
|---|---|---|---|---|---|---|
| **Screed_heating_section_3** | 0x80CA | yes | Screed section 3 heating faulty short circuit / broken solenoid or cable | | active error will be deleted if error condition is not true and joystick neutral | check cable, pin190 |
| **Screed_heating_section_4** | 0x80CB | yes | Screed section 4 heating faulty short circuit / broken solenoid or cable | | active error will be deleted if error condition is not true and joystick neutral | check cable, pin189 |
| **Dieselstop_relais** | 0x80CC | yes | Dieselstop relais faulty short circuit / broken solenoid or cable | | active error will be deleted if error condition is not true and joystick neutral | check cable, pin103 |
| **Wheel front free wheeling** | 0x80CD | yes | solenoid auger right backward faulty short circuit / broken solenoid or cable | | active error will be deleted if error condition is not true and joystick neutral | check cable, pin182 |
| **GND screed left** | 0x80CE | yes | API safout_getStatusxt error solenoid screed left in or out faulty short circuit / broken solenoid or cable | | active error will be deleted if error condition is not true | check EP motor solenoid pin150, solenoid pin174, and Low-side: pin180 |
| **GND screed right** | 0x80CF | yes | API safout_getStatusxt error solenoid screed right in or out faulty short circuit / broken solenoid or cable | | active error will be deleted if error condition is not true | check EP motor solenoid pin130, solenoid pin131, and Low-side: pin181 |
| **GND Track motor** | 0x80D0 | | API safout_getStatusxt error solenoid track motor left or right faulty short circuit / broken solenoid or cable | | active error will be deleted if error condition is not true | check EP motor solenoid pin151, solenoid pin175, and Low-side: pin185 |
| **warning_reserved_145** | 0x80D1 | | | | | |

# SD2500C / SD2500CS / SD2550C / SD2550CS / SD2500W / SD2500WS - Machine Failure-Codes chart

| Error Message | Number | Save | Possible Cause | Effect | Quit | Remedy |
|---|---|---|---|---|---|---|
| **warning_reserved_146** | 0x80D2 | | | | | |
| **warning_reserved_147** | 0x80D3 | | | | | |
| **warning_reserved_148** | 0x80D4 | | | | | |
| **warning_reserved_149** | 0x80D6 | | | | | |
| **warning_reserved_150** | 0x80D6 | | | | | |
| **Volt after P centr switch off SI** | 0x80D7 | | voltage Slave after proportional central switch <17V when central switch is on | warning | active error will be deleted if error condition is not true | proportional central switch was switched off because of other errors or short circuit after central switch |
| **Volt after D centr switch off SI** | 0x80D8 | | voltage Slave after proportional central switch <17V when central switch is on | warning | active error will be deleted if error condition is not true | proportional central switch was switched off because of other errors or short circuit after central switch |
| **Voltage Sensor 5V low SI** | 0x80D9 | | 5V sensor voltage Slave <4,5V | no driving possible | active error will be deleted if error condition is not true | check sensor voltage pinSlave 219 and cables, sensors, potentiometers |
| **Voltage Sensor 5V high SI** | 0x80DA | | 5V sensor voltage Slave >5,5V | no driving possible | active error will be deleted if error condition is not true | check sensor voltage pinSlave 219 and cables, sensors, potentiometers |
| **SYS check SI** | 0x80DB | | internal fault of RC28- 14/30 Slave | no driving possible | no | turn ignition key off, wait 2s and then turn on again |
| **Slave Master** | 0x80DC | | not used | | | |

# SD2500C / SD2500CS / SD2550C / SD2550CS / SD2500W / SD2500WS - Machine Failure-Codes chart

| Error Message | Number | Save | Possible Cause | Effect | Quit | Remedy |
|---|---|---|---|---|---|---|
| **Internal RC overtempera-ture SI** | 0x80DD | yes | internal temperature inside of RC28-14/30 Slave is bigger than allowed (>105degC) | warning | active error will be deleted if error condition is not true | |
| **Start Condition SI** | 0x80DE | | Start condition of master is not fullfilled or connection not availa-ble | no actuation of slave functionality possible | active error will be deleted as soon as start condition is full-filled | set joystick to neutral posi-tion before turning on igni-tion key, check Can1 connection |
| **Voltage low SI** | 0x80DF | yes | voltage Slave at ignition key <17V | warning | active error will be deleted if error condition is not true | fuse? |
| **Volt after P centr switch low SI** | 0x80E0 | yes | check in start condition Slave: voltage after proportional cen-tral switch >4V when central switch is off | driving blocked | no | backward feeding of pro-portional central switch due to a wiring harness failure |
| **CAN_1 Bus off SI** | 0x80E1 | | CAN_1 Slave bus off, probably too many error frames | no communication with BODAS- design or BODAS-service possible, driving stoped, machine function stoped | active error will be deleted if error condi-tion is not true and joystick neutral, a new initialization of CAN bus will be done after 0,5s | check cable and CAN H pinSlave215, CAN L pinSlave216 switch off ignition key and measure 60Ohm resi-stance between CAN_L and CAN_H |
| **Voltage high SI** | 0x80E2 | yes | voltage Slave at ignition key >30V | warning | active error will be deleted if error condition is not true | check battery voltage |
| **Volt after D centr switch low SI** | 0x80E3 | yes | check in start condition Slave: voltage after digital central switch high when central switch is off | driving blocked | no | backward feeding of digi-tal central switch due to a wiring harness failure |

# SD2500C / SD2500CS / SD2550C / SD2550CS / SD2500W / SD2500WS - Machine Failure-Codes chart

| Error Message | Number | Save | Possible Cause | Effect | Quit | Remedy |
|---|---|---|---|---|---|---|
| **Voltage Sensor 10V low SI** | 0x80E4 | yes | 8V sensor voltage <9,5V | warning | active error will be deleted if error condition is not true | check sensor voltage pinSlave 232 |
| **Voltage Sensor 10V high SI** | 0x80E5 | yes | 8V sensor voltage >10,5V | warning | active error will be deleted if error condition is not true | check sensor voltage pinSlave 232 |
| **warning_reserved_166** | 0x80E6 | | | | | |
| **truck_sensor_distance** | 0x80E7 | yes | Current input < 1mA | Truck guidance is switched off, manual activation possible | yes | check sensor current pinSlave 168 and cables, sensors, potentiometers |
| **Truck Assist_LED_left** | 0x80E8 | yes | CAN connection to led light interrupted or led light not responding | warning | yes | check connection CAN3 Slave to Left led light - High: PinSlave 163 Low: PinSlave 162 Error can occure if an epr-file from a version < Dynp600 V1.6 is uploaded to a controller > Dynp600 V1.6. Reinstall a version with a different version number to slave controller to erase eeprom. |
| **Truck Assist_LED_right** | 0x80E9 | yes | CAN connection to led light interrupted or led light not responding | warning | yes | check connection CAN3 Slave to Right led light - High: PinSlave 163 Low: PinSlave 162 Error can occure if an epr-file from a version < Dynp600 V1.6 is uploaded to a controller version >= Dynp600 V1.6. Reinstall a version with a different version number to slave controller to erase eeprom. |

# SD2500C / SD2500CS / SD2550C / SD2550CS / SD2500W / SD2500WS - Machine Failure-Codes chart

| Error Message | Number | Save | Possible Cause | Effect | Quit | Remedy |
|---|---|---|---|---|---|---|
| **sensor_auger_lift** | 0x80EA | | sensor voltage < 0.1 V | no movement of auger hight during set assist | yes | check sensor voltage and connection pinSlave 164 |
| **Lubrication overpressure** | 0x80EB | yes | lubrication is on and there is no pressure | | active error will be deleted if error condition is not true | pressure switch lubrication system Pin236 (24V=ok) |
| **Reset_info** | 0x80EC | no | previous restart of RC | just information | no | |
| **Auger deactivated** | 0x80ED | | | | | |
| **warning_reserved_174** | 0x80EE | | | | | |
| **Can_2_Generator** | 0x80EF | yes | Electrical Heating used but not generator found on bus can 2. | 230V 50 Hz option not switched on, heating functionality not switched off | yes | check can 2 on Master controller. High: Pin 253, Low: Pin 254 |
| **warning_reserved_176** | 0x80F0 | | | | | |
| **warning_reserved_177** | 0x80F1 | | reserved | | | |
| **warning_reserved_178** | 0x80F2 | | reserved | | | |
| **warning_reserved_179** | 0x80F3 | | reserved | | | |
| **warning_reserved_180** | 0x80F4 | | reserved | | | |
| **warning_reserved_181** | 0x80F5 | | reserved | | | |
| **warning_reserved_182** | 0x80F6 | | reserved | | | |
| **warning_reserved_183** | 0x80F7 | | reserved | | | |
| **warning_reserved_184** | 0x80F8 | | reserved | | | |
| **warning_reserved_185** | 0x80F9 | | reserved | | | |
| **warning_reserved_186** | 0x80FA | | reserved | | | |

# SD2500C / SD2500CS / SD2550C / SD2550CS / SD2500W / SD2500WS - Machine Failure-Codes chart

| Error Message | Number | Save | Possible Cause | Effect | Quit | Remedy |
|---|---|---|---|---|---|---|
| **warning_reserved_187** | 0x80FB | | reserved | | | |
| **warning_reserved_188** | 0x80FC | | reserved | | | |
| **warning_reserved_189** | 0x80FD | | reserved | | | |
| **warning_reserved_190** | 0x80FE | | reserved | | | |
| **warning_reserved_191** | 0x80FF | | reserved | | | |
| **warning_reserved_192** | 0x8100 | | reserved | | | |
| **warning_reserved_193** | 0x8101 | | reserved | | | |
| **warning_reserved_194** | 0x8102 | | reserved | | | |
| **warning_reserved_195** | 0x8103 | | reserved | | | |
| **warning_reserved_196** | 0x8104 | | reserved | | | |
| **warning_reserved_197** | 0x8105 | | reserved | | | |
| **warning_reserved_198** | 0x8106 | | reserved | | | |
| **warning_reserved_199** | 0x8107 | | reserved | | | |
| **warning_reserved_200** | 0x8108 | | reserved | | | |
| **warning_reserved_201** | 0x8109 | | reserved | | | |
| **warning_reserved_202** | 0x810A | | reserved | | | |
| **warning_reserved_203** | 0x810B | | reserved | | | |
| **warning_reserved_204** | 0x810C | | reserved | | | |
| **warning_reserved_205** | 0x810D | | reserved | | | |
| **warning_reserved_206** | 0x810E | | reserved | | | |

# SD2500C / SD2500CS / SD2550C / SD2550CS / SD2500W / SD2500WS - Machine Failure-Codes chart

| Error Message | Number | Save | Possible Cause | Effect | Quit | Remedy |
|---|---|---|---|---|---|---|
| **warning_reserved_207** | 0x810F | | reserved | | | |
| **warning_reserved_208** | 0x8110 | | reserved | | | |
| **warning_reserved_209** | 0x8111 | | reserved | | | |
| **warning_reserved_210** | 0x8112 | | reserved | | | |
| **warning_reserved_211** | 0x8113 | | reserved | | | |
| **warning_reserved_212** | 0x8114 | | reserved | | | |
| **warning_reserved_213** | 0x8115 | | reserved | | | |
| **warning_reserved_214** | 0x8116 | | reserved | | | |
| **warning_reserved_215** | 0x8117 | | reserved | | | |
| **warning_reserved_216** | 0x8118 | | reserved | | | |
| **warning_reserved_217** | 0x8119 | | reserved | | | |
| **warning_reserved_218** | 0x811A | | reserved | | | |
| **warning_reserved_219** | 0x811B | | reserved | | | |
| **warning_reserved_220** | 0x811C | | reserved | | | |
| **warning_reserved_221** | 0x811D | | reserved | | | |
| **warning_reserved_222** | 0x811E | | reserved | | | |
| **warning_reserved_223** | 0x811F | | reserved | | | |
| **warning_reserved_224** | 0x8120 | | reserved | | | |
| **warning_reserved_225** | 0x8121 | | reserved | | | |
| **warning_reserved_226** | 0x8122 | | reserved | | | |

# SD2500C / SD2500CS / SD2550C / SD2550CS / SD2500W / SD2500WS - Machine Failure-Codes chart

| Error Message | Number | Save | Possible Cause | Effect | Quit | Remedy |
|---|---|---|---|---|---|---|
| **warning_reserved_227** | 0x8123 | | reserved | | | |
| **warning_reserved_228** | 0x8124 | | reserved | | | |
| **warning_reserved_229** | 0x8125 | | reserved | | | |
| **warning_reserved_230** | 0x8126 | | reserved | | | |
| **warning_reserved_231** | 0x8127 | | reserved | | | |
| **warning_reserved_232** | 0x8128 | | reserved | | | |
| **warning_reserved_233** | 0x8129 | | reserved | | | |
| **warning_reserved_234** | 0x812A | | reserved | | | |
| **warning_reserved_235** | 0x812B | | reserved | | | |
| **warning_reserved_236** | 0x812C | | reserved | | | |
| **warning_reserved_237** | 0x812D | | reserved | | | |
| **warning_reserved_238** | 0x812E | | reserved | | | |
| **warning_reserved_239** | 0x812F | | reserved | | | |
| **warning_reserved_240** | 0x8130 | | reserved | | | |
| **warning_reserved_241** | 0x8131 | | reserved | | | |
| **warning_reserved_242** | 0x8132 | | reserved | | | |
| **warning_reserved_243** | 0x8133 | | reserved | | | |
| **warning_reserved_244** | 0x8134 | | reserved | | | |
| **warning_reserved_245** | 0x8135 | | reserved | | | |
| **warning_reserved_246** | 0x8136 | | reserved | | | |

# SD2500C / SD2500CS / SD2550C / SD2550CS / SD2500W / SD2500WS - Machine Failure-Codes chart

| Error Message | Number | Save | Possible Cause | Effect | Quit | Remedy |
|---|---|---|---|---|---|---|
| **warning_reserved_247** | 0x8137 | | reserved | | | |
| **warning_reserved_248** | 0x8138 | | reserved | | | |
| **warning_reserved_249** | 0x8139 | | reserved | | | |
| **warning_reserved_250** | 0x813A | | reserved | | | |
| **warning_reserved_251** | 0x813B | | reserved | | | |
| **warning_reserved_252** | 0x813C | | reserved | | | |
| **warning_reserved_253** | 0x813D | | reserved | | | |
| **warning_reserved_254** | 0x813E | | reserved | | | |
| **warning_reserved_255** | 0x813F | | reserved | | | |
| **warning_reserved_256** | 0x8140 | | reserved | | | |

# 7 Machine Failure-Codes chart SD2500C / SD2500CS / SD2550C / SD2550CS / SD2500W / SD2500WS „2019“

☞ Relevant for machines with family codes:

| Machine | Type | Family Code |
|---|---|---|
| **SD2500W** | 897 | 02035 |
| | | 02036 |
| **SD2500WS** | 898 | 02037 |
| | | 02038 |
| | | 02041 |
| **SD2500C** | 892 | 02151 |
| | | 02152 |
| | | 02172 |
| **SD2500CS** | 893 | 02153 |
| | | 02154 |
| | | 02155 |
| **SD2550C** | 894 | 02156 |
| | | 02157 |
| | | 02158 |
| **SD2550CS** | 895 | 02159 |
| | | 02160 |
| | | 02161 |

# SD2500C / SD2500CS / SD2550C / SD2550CS / SD2500W / SD2500WS - Machine Failure-Codes chart

| Error Message | Number | Save | Possible Cause | Effect | Quit | Remedy |
|---|---|---|---|---|---|---|
| **Drive Lever** | 0x8000 | yes | Redundancy error<br>(direction: backward about 0,5V..forward about 4,5V) pin217<br>does not fit with opposite signal at pin redundancy input pin166 | driving blocked and safety function released | no | Check wiring, check process data 1.1-1.2, calibrate drive lever parameter<br>Error Parameter:<br>1: Singal 1+2 > 5,4V<br>2: Signal 1+2 < 4,6 V<br>3: Signal 1 > 4,9 V<br>4: Signal 1 < 0,1 V<br>5: Signal 2 > 4,9 V<br>6: Signal 2 < 0,1 V<br>7: Middle position not calibrated |
| **Inching** | 0x8001 | yes | iching pedal pin226 redundancy error does<br>not fit with opposite signal at redundancy input pin139 | Drive Limp error will be set vehicle will be stopped<br>driver has to set joystick to neutral driving is then possible up to limited speed | no | Check process data 1.3-1.4 check pin226 0,5V..4,5V and pin139 4,5V..0,5V,<br>Error Parameter:<br>1: Singal 1+2 > 5,4V<br>2: Signal 1+2 < 4,6 V<br>3: Signal 1 > 4,9 V<br>4: Signal 1 < 0,1 V<br>5: Signal 2 > 4,9 V<br>6: Signal 2 < 0,1 V |

# SD2500C / SD2500CS / SD2550C / SD2550CS / SD2500W / SD2500WS - Machine Failure-Codes chart

| Error Message | Number | Save | Possible Cause | Effect | Quit | Remedy |
|---|---|---|---|---|---|---|
| **Steer Lever** | 0x8002 | yes | redundancy error (Track: direction: left about 0,5V..right about 4,5V) pin164 does not fit with opposite signal at pin redundancy input pin231) (Wheel: direction: left about 0,5V..right about 4,5V) pin252 does not fit with opposite signal at pin redundancy input pin238) | limp home | no | Check wiring, process data 1.5-1.6 calibrate steer lever<br>Error Parameter:<br>1: Singal 1+2 > 5,4V<br>2: Signal 1+2 < 4,6 V<br>3: Signal 1 > 4,9 V<br>4: Signal 1 < 0,1 V<br>5: Signal 2 > 4,9 V<br>6: Signal 2 < 0,1 V<br>7: Middle position not calibrated |
| **Volt after P centr switch off** | 0x8003 | yes | check in start condition: voltage after proportional central switch >4V when central | driving blocked | no | backward feeding of proportional central switch due to a wiring harness failure |
| **Volt after D centr switch off** | 0x8004 | yes | check in start condition: voltage after digital central switch high when central switch is off | driving blocked | no | backward feeding of digital central switch due to a wiring harness failure |
| **Voltage Sensor 5V low** | 0x8005 | yes | VSS_3 5V sensor voltage <4,5V | driving blocked | active error will be deleted if 5V sensor voltage >4,7V and | check voltage at pin255 |
| **Voltage Sensor 5V high** | 0x8006 | yes | VSS_3 5V sensor voltage >5,5V | driving blocked | active error will be deleted if 5V sensor voltage <5,3V and | check voltage at pin255 |
| **SYS check** | 0x8007 | | | | | |

# SD2500C / SD2500CS / SD2550C / SD2550CS / SD2500W / SD2500WS - Machine Failure-Codes chart

| Error Message | Number | Save | Possible Cause | Effect | Quit | Remedy |
|---|---|---|---|---|---|---|
| **Brake release** | 0x8008 | yes | brake solenoid faulty short circuit / broken solenoid or cable | Drive Limp error will be set vehicle will be stopped driver has to set joystick to neutral. driving is then | no | check brake solenoid pin244 track: Valve Y3, wheel Valve Y42 |
| **Pump left forwd.** | 0x8009 | yes | solenoid pump left forward faulty short circuit / broken solenoid or cable. High and low side of solenoid connected to controller | Track: no forward driving possible Wheel: No actuation of left wheel when driving forward | no | check pump left forward solenoid pin153, pin183, Valve Y2B |
| **Pump left backwd.** | 0x800A | yes | solenoid pump left backward faulty short circuit / broken solenoid or cable. High and low side of solenoid connected to controller | Track: no backward driving possible Wheel: No actuation of left wheel when driving backward | no | check pump left backward solenoid pin177, pin183 Valve Y2A |
| **Pump right forwd.** | 0x800B | yes | solenoid pump right forward faulty short circuit / broken solenoid or cable. High and low side of solenoid connected to controller | Track: no forward driving possible Wheel: No actuation of right wheel when driving forward | no | check pump right forward solenoid pin154, pin179, Valve Y1A |
| **Pump right backwd.** | 0x800C | yes | solenoid pump right backward faulty short circuit / broken solenoid or cable. High and low side of solenoid connected to | Track: no backward driving possible Wheel: No actuation of right wheel when driving backward | no | check wpump right backward solenoid pin178, pin179; Valve Y1B |
| **wheel steering** | 0x800D | yes | steering signal redundancy error (direction: direction: left about 0,5V..right about 4,5V) pin252 does not fit with opposite signal at pin redundancy input pin238 | rear axle drive is disabled. Only driving forward using the front wheel drive is possible Limp Home | no | check wiring of pins 248 and pin 237 |

# SD2500C / SD2500CS / SD2550C / SD2550CS / SD2500W / SD2500WS - Machine Failure-Codes chart

| Error Message | Number | Save | Possible Cause | Effect | Quit | Remedy |
|---|---|---|---|---|---|---|
| **HW track_Para not track** | 0x800E | yes | Hardware pin Track: Master Track: Pin211 = 5V, Pin144 = 5V, Pin224 = 5V, but BODAS-service Parameter is wheel paver type | paver type wheel is used, all BODAS-service parameters will be set to default and stored in EEPROM | no | select a paver type with BODAS-service parameter or check wiring |
| **HW wheel_Para_not_Whe el** | 0x800F | yes | hardware Pin Wheel: Master Wheel Pin211 = 5V, Pin144 = 0V, Pin224 = 10V but BODAS-service Parameter is track paver | paver type track is used, all BODAS-service parameters will be set to default and stored in EEPROM | no | select a paver type with BODAS-service parameter or check wiring |
| **Slave missing** | 0x8010 | yes | Can1 Communication Master Slave disturbed check Can high Pin 215, Can low Pin 216 on master and slave, switch off ignition key and measure 60Ohm resistance between CAN_L and CAN_H Software type master slave not equal or power supply of slave not available | Stop of machine, Stop of all work function, Drive possible after stand still. | Neutral | Parameter 1: master is not receiving messages from slave, check wiring 2: Slave is not receiving messages from master, check wiring 3: slave version not compatible with master, install dynp210 version on slave |
| **CAN_2 engine EEC1** | 0x8011 | yes | CAN message with engine speed (EEC1) from engine ECU not received | DI4 can not display engine speed correctly | no | check CAN_2 and power of engine ECU |

# SD2500C / SD2500CS / SD2550C / SD2550CS / SD2500W / SD2500WS - Machine Failure-Codes chart

| Error Message | Number | Save | Possible Cause | Effect | Quit | Remedy |
|---|---|---|---|---|---|---|
| **CAN_2 Bus off** | 0x8012 | yes | CAN_2 bus off, probably too many error frames | no driving possible | active error will be deleted if error condition is not true and joystick neutral, a new initialization of CAN bus will be done by API | check cable and CAN H pin253, CAN L pin254 switch off ignition key and measure 60Ohm resistance between CAN_L and CAN_H |
| **CAN_3 Bus off** | 0x8013 | yes | CAN_3 bus off, probably too many error frames | panel is not working | active error will be deleted if error condition is not true and joystick neutral, a new initialization of CAN bus will be done by API | check cable and CAN H pin163, CAN L pin162 switch off ignition key and measure 60Ohm resistance between CAN_L and CAN_H |
| **RC CANopen paramset** | 0x8014 | yes | CAN_3, CANopen: parameter error | | no | |
| **RC CANopen control** | 0x8015 | yes | CAN_3, CANopen: initialization error | | no | |
| **Panel NMT** | 0x8016 | yes | CAN_3, CANopen: wrong RCE parameter | | no | check cable and CAN H pin163, CAN L pin162 switch off ignition key and measure 60Ohm resistance between CAN_L and CAN_H |
| **Panel not operational** | 0x8017 | yes | CAN_3, CANopen: RCE not operational | | no | check cable and CAN H pin163, CAN L pin162 switch off ignition key and measure 60Ohm resistance between CAN_L and CAN_H |

# SD2500C / SD2500CS / SD2550C / SD2550CS / SD2500W / SD2500WS - Machine Failure-Codes chart

| Error Message | Number | Save | Possible Cause | Effect | Quit | Remedy |
|---|---|---|---|---|---|---|
| **RC not operational** | 0x8018 | yes | CAN_3, CANopen: RCE, panel are not<br>working | | no | check cable and CAN H pin163, CAN L pin162 switch off ignition key and measure 60Ohm resistance between CAN_L and CAN_H |
| **Both break sensors error** | 0x8019 | yes | Both brake pedal senosors defect:<br>brake pedal redundancy<br>error pin214<br>does not fit with opposite signal at pin redundancy input pin157<br>AND<br>brake pedal redundancy<br>error pin159<br>does not fit with opposite signal at pin | no driving possible | no | check wiring and pedal sensor pins 252 and 157 AND sensor pins 214 and 158 |
| **Retarder left** | 0x801A | yes | retarder valve left or right side. Error is also activated if conveyor left or right is active | no retarder function available. Vehicle stops, after that normal driving without retarder is possible | no | check Master Pin 128, Valve Y47 |
| **Retarder right** | 0x801B | | | | | check Master Pin 242, Valve Y48 |
| **Wheel Motor left** | 0x801C | yes | WHEEL PAVER:<br>solenoid motor left faulty<br>short circuit / broken solenoid or cable. High and low side of solenoid connected to controller | Limp Home | no | check cable, pin151 and 185 Valve Y4 |

# SD2500C / SD2500CS / SD2550C / SD2550CS / SD2500W / SD2500WS - Machine Failure-Codes chart

| Error Message | Number | Save | Possible Cause | Effect | Quit | Remedy |
|---|---|---|---|---|---|---|
| **Wheel Motor right** | 0x801D | yes | WHEEL PAVER:<br>solenoid motor right faulty<br>short circuit / broken solenoid or cable. High and low side of sole-noid connected to controller | Limp Home | no | check cable, pin175 and pin185 Valve Y5 |
| **Wheel aux.brake** | 0x801E | yes | solenoid aux brake faulty<br>short circuit / broken solenoid or cable. High and low side of solenoid connected to controller | Limp Home | active error will be deleted if error condition is not true and joystick neutral | check<br>brake solenoid pin129<br>Valve Y3 |
| **Wheel front left** | 0x801F | yes | solenoid auger right backward faulty<br>short circuit / broken solenoid or cable | Limp Home | active error will be deleted if error condition is not true | check cable, pin150<br>WS: Valve Y43 |
| **Wheel front right** | 0x8020 | yes | solenoid auger right backward faulty<br>short circuit / broken solenoid or cable | Limp Home | active error will be deleted if error condition is not true | check cable, pin174<br>WS: Valve Y44 |
| **GND front wheel** | 0x8021 | yes | not used on SD2500 | | | not used |
| **leakage front wheel** | 0x8022 | yes | at least one solenoid for leakage front wheel<br>drive is faulty | front wheel drive deactivated, no transport mode possible, limp home speed | no | check wiring and sole-noids at pin 188<br>Valve Y51 and Y52 |
| **GND pump left** | 0x8023 | yes | API safout_getStatusxt error<br>solenoid pump left forward or back-ward faulty short circuit / broken sole-noid or cable | Limp home | active error will be deleted if error condition is not true | check<br>pump left forward and backward solenoid pin153, solenoid pin177, and Low-side: pin183<br>Valve Y2A and Y2B |

# SD2500C / SD2500CS / SD2550C / SD2550CS / SD2500W / SD2500WS - Machine Failure-Codes chart

| Error Message | Number | Save | Possible Cause | Effect | Quit | Remedy |
|---|---|---|---|---|---|---|
| **GND pump right** | 0x8024 | yes | API safout_getStatusxt error solenoid pump left forward or back-ward faulty short circuit / broken sole-noid or cable | Limp home | active error will be deleted if error condition is not true | check pump left forward and backward solenoid pin154, solenoid pin178, and Low-side: pin179 Valve Y1A and Y1B |
| **GND EP motor** | 0x8025 | yes | API safout_getStatusxt error solenoid EP motor left or right faulty short circuit / broken sole-noid or cable | Limp home | active error will be deleted if error condition is not true | check EValve Y4 and Y5 |
| **GND brake** | 0x8026 | yes | API safout_getStatusxt error solenoid brake faulty short circuit / broken solenoid or cable. High and low side of solenoid connected to controller | Limp home | active error will be deleted if error condition is not true | check brake solenoid pin129, and Low-side: pin184 Valve Y3 |
| **drive_state_blocked** | 0x8027 | yes | Error triggered by further error. | driving blocked | Reset if other errors are reset | check condition of further errors. |
| **Wheel front free wheeling** | 0x8028 | yes | short circuit / broken solenoid or cable | Limp home | No | check wiring and sole-noids at pin 182 |
| **stop-error_reserved_42** | 0x8029 | | | | | |
| **Speed Sensor Left** | 0x802A | yes | speed sensor left faulty or blocked wheel | Track: Steering controller(s) and speed controller will be switched off | No | check cable, pin110 and Pin111 Parameter: |
| **Speed Sensor Right** | 0x802B | yes | speed sensor right faulty or blocked wheel | Track: steering controller(s) and speed controller will be switched off | No | check cable, pin213 and Pin 208 |

# SD2500C / SD2500CS / SD2550C / SD2550CS / SD2500W / SD2500WS - Machine Failure-Codes chart

| Error Message | Number | Save | Possible Cause | Effect | Quit | Remedy |
|---|---|---|---|---|---|---|
| **CAN_1 Bus off** | 0x802C | yes | CAN_1 bus off, probably too many error frames | no communication with BODAS-design or BODAS-service pos-sible, driving blocked | active error will be deleted if error condition is not true and joystick neu-tral, a new initialization of CAN bus will be done after 0 5s | check cable and CAN H pin215, CAN L pin216 switch off ignition key and measure 60Ohm resi-stance between CAN_L and CAN_H |
| **Emergency Stop Slave** | 0x802D | yes | Emergency stop on slave active but not on master | machine is stopped, working func-tions are stopped. Driving possible, work functions of slave controller | active error will be deleted if error | check cable and pin228, pin114 on slave controller |
| **speed Simulation ON** | 0x802E | | not used | | | |
| **hwmonitor** | 0x802F | yes | hardware monitor error | driving blocked | active error will be deleted if error | check API despription: mo errors |
| **software incompatible** | 0x8030 | yes | Software not compatible | driving blocked | No | Parameter: 1. Slave Soft-ware is not Dnyp 210<br>2. Software is not compa-tible for controller type or wiring not correct.<br>Master Track: Pin211 = 5V, Pin144 = 5V, Pin224 = 5V,<br>Master Wheel Pin211 = 5V, Pin144 = 0V, Pin224 = 10V<br>Slave Pin211 = 10V, Pin144 = 0V, Pin224 = 10V |
| **stop-error_reserved_49** | 0x8031 | | | | | |

# SD2500C / SD2500CS / SD2550C / SD2550CS / SD2500W / SD2500WS - Machine Failure-Codes chart

| Error Message | Number | Save | Possible Cause | Effect | Quit | Remedy |
|---|---|---|---|---|---|---|
| **safety_function** | 0x8032 | yes | Safety function is released Parameter: 18-Drive lever, 130-horizontal movement of screed, 160-169 wrong speed difference L to R, 170-175 wrong direction, 190-192 blocked wheel one side, 220-221 safe deceleration | Limp home | No | Check parameter, and process data |
| **Master Slave** | 0x8033 | x | Software version correct for Paver Type?<br>SD2500 RC36-20 Dynp200 SD2500 RC28-14: Dynp210 SD1800: Dynp600<br>F1800: Dynp700<br>else:<br>Check Pin211, Pin144,Pin224 or Process data 3.1, 3.2, 3.3 | No passing of start condition | No | Parameter: 1. Slave Software is not Dnyp 210<br>2. Software is not compatible for controller type or wiring not correct.<br>Master Track: Pin211 = 5V, Pin144 = 5V, Pin224 = 5V,<br>Master Wheel Pin211 = 5V, Pin144 = 0V, Pin224 = 10V<br>Slave Pin211 = 10V, Pin144 = 0V, Pin224 = 10V |
| **blocked1** | 0x8034 | | | | | |
| **blocked2** | 0x8035 | | | | | |
| **blocked3** | 0x8036 | | | | | |
| **blocked4** | 0x8037 | | | | | |
| **blocked5** | 0x8038 | | | | | |
| **blocked6** | 0x8039 | | | | | |
| **blocked7** | 0x803A | | | | | |

# SD2500C / SD2500CS / SD2550C / SD2550CS / SD2500W / SD2500WS - Machine Failure-Codes chart

| Error Message | Number | Save | Possible Cause | Effect | Quit | Remedy |
|---|---|---|---|---|---|---|
| **blocked8** | 0x803B | | | | | |
| **blocked9** | 0x803C | | | | | |
| **blocked10** | 0x803D | | | | | |
| **blocked11** | 0x803E | | | | | |
| **blocked12** | 0x803F | | | | | |
| **Internal RC overtemperature** | 0x8040 | | | | | |
| **Speed Sensor Track Left** | 0x8041 | yes | speed sensor left faulty | steering controller and speed controller will be switched off | active error will be deleted as soon as | check cable, pin110, pin111 |
| **Speed Sensor Track Right** | 0x8042 | yes | speed sensor right faulty | steering controller and speed controller will be switched off | active error will be deleted as soon as | check cable, pin213, pin208 |
| **Start Condition** | 0x8043 | no | Start condition of controller not fulfilled. Check further errors for diagnosis. | no driving possible | active error will be deleted as soon as start condition is | check further errors |
| **Calib Pump Currents** | 0x8044 | yes | automatic calibration of minimum pump currents fault | calibration not completed, currents not stored in EEPROM | no | turn ignition key off, wait 2s and then turn on again; try new calibration |
| **Calib Potis Levers** | 0x8045 | | not used on SD2500 | | | |
| **Drive Limp** | 0x8046 | yes | error drive limit potentiometer or error steering lever or error output/solenoid brake release - see | transport mode disabled driving reduced to 4m/min | no | ignition off check drive limit potentiometer, steering wheel and brake solenoid |

# SD2500C / SD2500CS / SD2550C / SD2550CS / SD2500W / SD2500WS - Machine Failure-Codes chart

| Error Message | Number | Save | Possible Cause | Effect | Quit | Remedy |
|---|---|---|---|---|---|---|
| **Voltage low** | 0x8047 | yes | voltage at ignition key <17V | warning | active error will be deleted if error | Battery low? Fuse? |
| **Volt after P centr switch low** | 0x8048 | yes | voltage after proportional central switch <17V<br>when central switch is on | warning | active error will be deleted if error condition is not true | proportional central switch was switched off because of other errors or short circuit after central switch |
| **Warning4** | 0x8049 | | | | | |
| **CAN_3 Panel** | 0x804A | yes | CAN_3 communication error with panel | Panel not working. Emergency functions of Moba released. | no | check power supply of panel<br>check cable and CAN H pin163, CAN L pin162<br>switch off ignition key and measure 60Ohm resistance between CAN_L and CAN_H |
| **CAN_4 MOBA** | 0x804B | | not used | | | |
| **CAN_4 Bus off** | 0x804C | | not used | | | |
| **Conveyor left** | 0x804D | yes | solenoid conveyor left faulty<br>short circuit / broken solenoid or cable | | no | check cable, pinSLA-VE150<br>Valve Y12 |
| **Conveyor left backwd.** | 0x804E | yes | solenoid conveyor left backward faulty<br>short circuit / broken solenoid or cable | | no | check cable, pinSlave174<br>Valve Y13 |
| **Conveyor right** | 0x804F | yes | solenoid conveyor right faulty<br>short circuit / broken solenoid or cable | | no | check cable, pinSlave130<br>Valve Y14 |

# SD2500C / SD2500CS / SD2550C / SD2550CS / SD2500W / SD2500WS - Machine Failure-Codes chart

| Error Message | Number | Save | Possible Cause | Effect | Quit | Remedy |
|---|---|---|---|---|---|---|
| **Conveyor right backwd** | 0x8050 | yes | solenoid conveyor right backward faulty<br>short circuit / broken solenoid or cable | | no | check cable, pinSlave131<br>Valve Y15 |
| **Auger left** | 0x8051 | yes | solenoid auger left faulty<br>short circuit / broken solenoid or cable | | no | check cable, pinSlave153<br>Valve Y16A |
| **Auger left backwd.** | 0x8052 | yes | solenoid auger left backward faulty<br>short circuit / broken solenoid or cable | | no | check cable, pinSlave154<br>Valve Y16B |
| **Auger right** | 0x8053 | yes | solenoid auger right faulty<br>short circuit / broken solenoid or cable | | no | check cable, pinSlave177<br>Valve Y17A |
| **Auger right backwd.** | 0x8054 | yes | solenoid auger right backward faulty<br>short circuit / broken solenoid or cable | | no | check cable, pinSlave178<br>Valve Y17B |
| **Auger raise** | 0x8055 | | not used | | | |
| **Auger lower** | 0x8056 | | not used | | | |
| **Auger raise right** | 0x8057 | yes | solenoid auger raise right faulty<br>short circuit / broken solenoid or cable | | active error will be deleted if error condition is not true | check cable, pinSlave149<br>Valve Y34B |

# SD2500C / SD2500CS / SD2550C / SD2550CS / SD2500W / SD2500WS - Machine Failure-Codes chart

| Error Message | Number | Save | Possible Cause | Effect | Quit | Remedy |
|---|---|---|---|---|---|---|
| **Auger lower right** | 0x8058 | yes | solenoid auger lower right faulty<br>short circuit / broken solenoid or cable<br><br>Attention! only one error can be detected at a time:<br>RCE Auger raise left, RCE Auger lower left, RCE Auger raise right, RCE Auger lower right, | | active error will be deleted if error condition is not true and joystick neutral | check cable, pinSlave 173<br>Valve Y34A |
| **Levelling raise left** | 0x8059 | yes | solenoid levelling raise left faulty<br>short circuit / broken solenoid or cable | | no | check cable, pinSlave180<br>Valve Y24A |
| **Levelling lower left** | 0x805A | yes | solenoid levelling lower left faulty<br>short circuit / broken solenoid or cable | | no | check cable, pinSlave181<br>Valve Y24B |
| **Levelling raise right** | 0x805B | yes | solenoid levelling raise right faulty<br>short circuit / broken solenoid or cable | | no | check cable, pinSlave182<br>Valve Y25A |
| **Levelling lower right** | 0x805C | yes | solenoid levelling lower right faulty<br>short circuit / broken solenoid or cable | | no | check cable, pinSlave188<br>Valve Y25B |
| **Tamper** | 0x805D | yes | solenoid tamper faulty<br>short circuit / broken solenoid or cable | | no | check cable, pin126<br>Valve Y26 |
| **Vibration** | 0x805E | yes | solenoid vibration faulty<br>short circuit / broken solenoid or cable | | no | check cable, pin101<br>Valve Y27 |

# SD2500C / SD2500CS / SD2550C / SD2550CS / SD2500W / SD2500WS - Machine Failure-Codes chart

| Error Message | Number | Save | Possible Cause | Effect | Quit | Remedy |
|---|---|---|---|---|---|---|
| **Cabin right** | 0x805F | yes | solenoid cabin right faulty<br>short circuit / broken solenoid or cable | | no | check cable, pinSLA-VE176<br>Valve Y30A |
| **Cabin left** | 0x8060 | yes | solenoid cabin left faulty<br>short circuit / broken solenoid or cable | | no | check cable, pinSLA-VE152<br>Valve Y30B |
| **Clutch 1** | 0x8061 | | not used | | | |
| **Screed unload** | 0x8062 | yes | not used | | | |
| **Screed outwd. left** | 0x8063 | yes | solenoid screed outward left faulty<br>short circuit / broken solenoid or cable. High and low side of solenoid connected to controller | | no | check cable, pin193 and pin 180 Valve Y18A |
| **Screed inwd. left** | 0x8064 | yes | solenoid screed inward left faulty<br>short circuit / broken solenoid or cable High and low side of solenoid connected to controller | | no | check cable, pin243 and pin 180 Valve Y18B |
| **Screed outwd. right** | 0x8065 | yes | solenoid pump left forward faulty<br>short circuit / broken solenoid or cable. High and low side of solenoid connected to controller | | no | check cable, pin130 and pin 181 Valve Y19A |
| **Screed inwd. right** | 0x8066 | yes | solenoid pump left forward faulty<br>short circuit / broken solenoid or cable. High and low side of solenoid connected to controller | | no | check cable, pin131 and pin 181 Valve Y19B |
| **Seat Heating** | 0x8067 | yes | seat heating faulty<br>short circuit / broken relay or cable | | active error will be deleted if error condition is not true and joystick neutral | check cable, pinSlave241 |
| **Fan** | 0x8068 | yes | solenoid fan faulty<br>short circuit / broken solenoid or cable | | active error will be deleted if error condition is not true and joystick neutral | check cable, pin125 Valve Y8 |

# SD2500C / SD2500CS / SD2550C / SD2550CS / SD2500W / SD2500WS - Machine Failure-Codes chart

| Error Message | Number | Save | Possible Cause | Effect | Quit | Remedy |
|---|---|---|---|---|---|---|
| **Hopper open left** | 0x8069 | yes | solenoid hopper open left faulty short circuit / broken solenoid or cable | | no | check cable, pinSLA-VE128 Valve Y9B |
| **Hopper close left** | 0x806A | yes | solenoid hopper close left faulty short circuit / broken solenoid or cable | | no | check cable, pinSLA-VE103 Valve Y9A |
| **Hopper open right** | 0x806B | yes | solenoid hopper open right faulty short circuit / broken solenoid or cable | | no | check cable, pinSLA-VE107 Valve Y10B |
| **Hopper close right** | 0x806C | yes | solenoid hopper close right faulty short circuit / broken solenoid or cable | | no | check cable, pinSLA-VE106 Valve Y10A |
| **Hopper raise** | 0x806D | yes | solenoid pump left forward faulty short circuit / broken solenoid or cable | | no | check cable, pinSLA-VE190 Valve Y11A |
| **Hopper lower** | 0x806E | yes | solenoid pump left forward faulty short circuit / broken solenoid or cable | | no | check cable, pinSLA-VE189 Valve Y11B |
| **Warnblink left** | 0x806F | yes | warnblink left faulty short circuit / broken relay or cable | | active error will be deleted if error condition is not true and joystick neutral | check cable, pin241 |
| **Warnblink right** | 0x8070 | yes | warnblink right faulty short circuit / broken relay or cable | | active error will be deleted if error condition is not true and joystick neutral | check cable, pin257 |
| **Screed change load** | 0x8071 | yes | solenoid screed change load faulty short circuit / broken solenoid or cable | | no | check cable, pin107 Valve Y21 |
| **Screed raise** | 0x8072 | yes | solenoid screed raise faulty short circuit / broken solenoid or cable | | no | check cable, pin190 Valve Y20B |

# SD2500C / SD2500CS / SD2550C / SD2550CS / SD2500W / SD2500WS - Machine Failure-Codes chart

| Error Message | Number | Save | Possible Cause | Effect | Quit | Remedy |
|---|---|---|---|---|---|---|
| **Screed load** | 0x8073 | yes | solenoid screed load faulty short circuit / broken solenoid or cable | | no | check cable, pin194 Valve Y20A |
| **Screed lower** | 0x8074 | yes | solenoid screed lower faulty short circuit / broken solenoid or cable | | no | check cable, pin189 Valve Y23.1 |
| **Windscreen Wiper wash** | 0x8075 | yes | windscreen wiper wash relays short circuit / broken. | | active error will be deleted if error condition is not true and joystick neutral | check cable, pinSlave243 |
| **Reserved** | 0x8076 | | not used | | | |
| **Rot. Flash lamp** | 0x8077 | yes | rotating flashing lamp faulty short circuit / broken relay or cable | | active error will be deleted if error condition is not true and joystick neutral | check cable, pin244 |
| **Wiper** | 0x8078 | yes | windscreen wiper faulty short circuit / broken relay or cable | | active error will be deleted if error condition is not true and joystick neutral | check cable, pin193 |
| **Fuel Pump** | 0x8079 | yes | refill pump faulty short circuit / broken solenoid or cable | | active error will be deleted if error condition is not true and joystick neutral | check cable, pin256 |
| **Roll forwd** | 0x807A | yes | solenoid roll forward faulty short circuit / broken solenoid or cable | | active error will be deleted if error condition is not true and joystick neutral | check cable, pin150 Valve Y28B |
| **Roll backwd** | 0x807B | yes | solenoid roll forward faulty short circuit / broken solenoid or cable | | active error will be deleted if error condition is not true and joystick neutral | check cable, pin174 Vavle Y28A |
| **Lock off** | 0x807C | yes | solenoid roll forward faulty short circuit / broken solenoid or cable | | active error will be deleted if error condition is not true and joystick neutral | check cable, pin129 Valve Y31A |

# SD2500C / SD2500CS / SD2550C / SD2550CS / SD2500W / SD2500WS - Machine Failure-Codes chart

| Error Message | Number | Save | Possible Cause | Effect | Quit | Remedy |
|---|---|---|---|---|---|---|
| **Lock on** | 0x807D | yes | solenoid roll forward faulty<br>short circuit / broken solenoid or cable | | active error will be deleted if error condition is not true and joystick neutral | check cable, pin125 Valve Y31B |
| **Profil plus** | 0x807E | yes | solenoid profile plus faulty<br>short circuit / broken solenoid or cable | no error can be detected because of 3Hz PWM | active error will be deleted if error condition is not true and joystick neutral | check cable, pinSlave126 Valve Y32B |
| **Profil minus** | 0x807F | yes | solenoid profile minus faulty<br>short circuit / broken solenoid or cable | no error can be detected because of 3Hz PWM | active error will be deleted if error condition is not true and joystick neutral | check cable, pinSlave101 Valve Y32A |
| **Compaction** | 0x8080 | | | | | |
| **Bitumen aspiration** | 0x8081 | yes | solenoid bitumen aspiration faulty<br>short circuit / broken solenoid or cable | | active error will be deleted if error condition is not true and joystick neutral | check cable, pinSlave187 Valve Y37 |
| **Roll damp** | 0x8082 | yes | solenoid roll damp faulty<br>short circuit / broken solenoid or cable | | active error will be deleted if error condition is not true and joystick neutral | check cable, pin184 Valve Y29 |
| **light auger** | 0x8083 | yes | Relais light auger faulty / short circuit or<br>broken cable | | active error will be deleted if error condition is not true | check cable, pinSlave242 |
| **CANopen paramset** | 0x8084 | yes | CAN_3, CANopen: wrong RC parameter | | no | |
| **CANopen init** | 0x8085 | yes | CAN_3, CANopen: wrong RCE parameter | | no | |
| **CANopen control** | 0x8086 | yes | CAN_3, CANopen: startup error | | no | |
| **RCE not operational** | 0x8087 | | not used | | | |
| **Fuel sensor** | 0x8088 | yes | | | active error will be deleted if error condition is not true | check cable, pinSlave138 |

# SD2500C / SD2500CS / SD2550C / SD2550CS / SD2500W / SD2500WS - Machine Failure-Codes chart

| Error Message | Number | Save | Possible Cause | Effect | Quit | Remedy |
|---|---|---|---|---|---|---|
| **Voltage high** | 0x8089 | yes | voltage at ignition key >30V | warning | active error will be deleted if error condition is not true | check battery voltage |
| **Volt after D centr switch low** | 0x808A | yes | voltage after proportional central switch <17V when central switch is on | warning | active error will be deleted if error condition is not true | proportional central switch was switched off because of other errors or short circuit after central switch |
| **Voltage Sensor 10V low** | 0x808B | yes | 8V sensor voltage <9,5V | warning | active error will be deleted if error condition is not true | check sensor voltage pin 232 |
| **Voltage Sensor 10V high** | 0x808C | yes | 8V sensor voltage >10,5V | warning | active error will be deleted if error condition is not true | check sensor voltage pin 232 |
| **Central lubrication** | 0x808D | yes | solenoid central lubrication faulty short circuit / broken solenoid or cable | | no | check cable, pinSlave 257 |
| **Wheel brake light** | 0x808E | yes | windscreen wiper faulty short circuit / broken relay or cable | | active error will be deleted if error condition is not true and joystick neutral | check calbe Pin 256 |
| **Screed heating sensor1** | 0x808F | yes | Temperature sensor 1 of screed heating failure; | Temperature Sensor of section 4 is used if available | active error will be deleted if error condition is not true | check sensor 1, PinSlave 121 |
| **Screed heating sensor2** | 0x8090 | yes | Temperature sensor 2 of screed heating failure | Temperature Sensor of section 3 is used if available | active error will be deleted if error condition is not true | check sensor 2, pinSlave116 |
| **Screed heating sensor3** | 0x8091 | yes | Temperature sensor 3 of screed heating failure | Temperature Sensor of section 2 is used if available | active error will be deleted if error condition is not true | check sensor 3, pinSlave 117 |
| **Screed heating sensor4** | 0x8092 | yes | Temperature sensor 4 of screed heating failure | Temperature Sensor of section 1 is used if available | active error will be deleted if error condition is not true | check sensor 4, pinSlave 118 |
| **Screed heating EEPROM** | 0x8093 | | not used | | | |

# SD2500C / SD2500CS / SD2550C / SD2550CS / SD2500W / SD2500WS - Machine Failure-Codes chart

| Error Message | Number | Save | Possible Cause | Effect | Quit | Remedy |
|---|---|---|---|---|---|---|
| **CAN_2 screed heating** | 0x8094 | | not used | | | |
| **CAN_2 engine ET1** | 0x8095 | yes | CAN message with coolant temperature (ET1) from engine ECU not received | engine fan control can not be controlled by coolant temperature | active error will be deleted if error condition is not true and joystick neutral | check CAN_2 and power of engine ECU |
| **CAN_2 engine IC1** | 0x8096 | yes | CAN message with charge air temperature (IC1) message from engine ECU not received | engine fan control can not be controlled by charge air temperature | active error will be deleted if error condition is not true and joystick neutral | check CAN_2 and power of engine ECU |
| **CAN_2 engine FLUID** | 0x8097 | yes | CAN message with engine fluid level, pressure (FLUID) from engine ECU not received | DI3 can not display engine oil pressure correctly | active error will be deleted if error condition is not true and joystick neutral | check CAN_2 and power of engine ECU |
| **CAN_2 engine VOLT** | 0x8098 | yes | CAN message with engine battery voltage (VOLT) from engine ECU not received | DI3 can not display battery voltage correctly | active error will be deleted if error condition is not true and joystick neutral | check CAN_2 and power of engine ECU |
| **Paddle Conveyor left** | 0x8099 | yes | Paddel sensor left signal out of range(>4,5V or <0,5V) | automatic: left conveyor will be controlled by DI3 value directly manually: left conveyor maximum independing of | active error will be deleted if error condition is not true | check left paddel potentiometer and pinSlave119 |
| **Paddle Conveyor right** | 0x809A | yes | Paddel sensor right signal out of range(>4,5V or <0,5V) | automatic: right conveyor will be controlled by DI3 value directly manually: right conveyor maximum independing of | active error will be deleted if error condition is not true | check right paddel potentiometer and pinSlave120 |
| **MOBA Sonic Auger left** | 0x809B | yes | Auger Sonic left sensor signal from MOBA out of range | automatic: left auger will be controlled by DI3 value directly manually: left auger maximum independing of | active error will be deleted if error condition is not true | check Slave CAN_4 and power of MOBA screed controller |
| **MOBA Sonic Auger right** | 0x809C | yes | Auger Sonic right sensor signal from MOBA out of range | automatic: right auger will be controlled by DI3 value directly manually: right auger maximum independing of | active error will be deleted if error condition is not true | check Slave CAN_4 and power of MOBA screed controller |

# SD2500C / SD2500CS / SD2550C / SD2550CS / SD2500W / SD2500WS - Machine Failure-Codes chart

| Error Message | Number | Save | Possible Cause | Effect | Quit | Remedy |
|---|---|---|---|---|---|---|
| **MOBA act Auger** | 0x809D | yes | CAN message with actual auger values from MOBA not received | automatic: left and right auger will be controlled by DI3 value directly manually: left and right auger maximum independing of sensor | active error will be deleted if error condition is not true and joystick neutral | check CAN_4 and power of MOBA screed controller |
| **Tamper sensor** | 0x809E | yes | Broken cable or defect DSA sensor | compactor can not be controlled by closed loop, compactor will be controlled by nominal DI3 value directly | active error will be deleted if error condition is not true and joystick neutral | check sensor connection pin112 |
| **MOBA act Screed width** | 0x809F | yes | CAN message with actual screed width value from MOBA not received | | active error will be deleted if error condition is not true and joystick neutral | check Slave CAN_4 and power of MOBA screed controller |
| **Vibration Sensor** | 0x80A0 | yes | Broken cable or defect DSA sensor | compactor can not be controlled by closed loop, compactor will be controlled by nominal DI3 value directly | active error will be deleted if error condition is not true and joystick neutral | check sensor connection pin113 |
| **MOBA control outputs** | 0x80A1 | yes | CAN message with control output values (level L, level R, profile) from MOBA not received | | active error will be deleted if error condition is not true and joystick neutral | check Slave CAN_4 and power of MOBA screed controller |
| **MOBA remote left** | 0x80A2 | yes | CAN message with remote control left from MOBA not received | no buttons read from left remote control | active error will be deleted if error condition is not true and joystick neutral | check Slave CAN_4 and power of MOBA screed controller and remote control left |
| **MOBA remote right** | 0x80A3 | yes | CAN message with remote control right from MOBA not received | no buttons read from right remote control | active error will be deleted if error condition is not true and joystick neutral | check Slave CAN_4 and power of MOBA screed controller and remote control right |
| **Coolant over temperature** | 0x80A4 | yes | | engine fan control can not be controlled by charge air temperature | active error will be deleted if error condition is not true and joystick neutral | check coolant temperature(from engine via CAN2) |

# SD2500C / SD2500CS / SD2550C / SD2550CS / SD2500W / SD2500WS - Machine Failure-Codes chart

| Error Message | Number | Save | Possible Cause | Effect | Quit | Remedy |
|---|---|---|---|---|---|---|
| **Charge air overtemperature** | 0x80A5 | yes | | engine fan control can not be controlled by coolant temperature | active error will be deleted if error condition is not true and joystick neutral | check charge air temperature(from engine via CAN2) |
| **Hydraulic oil overtemperature** | 0x80A6 | yes | temperature sensor | engine fan control can not be controlled by hydraulic oil temperature | active error will be deleted if error condition is not true and joystick neutral | check hydraulic oil sensor Pin121 |
| **Gearbox protect.generator off** | 0x80A7 | | not used | | | |
| **MOBA info Level left** | 0x80A8 | yes | CAN message with info level left from MOBA not received | level left switched to manually | active error will be deleted if error condition is not true and joystick neutral | check Slave CAN_4 and power of MOBA screed controller and remote control left |
| **MOBA info Level right** | 0x80A9 | yes | CAN message with info level right from MOBA not received | right left switched to manually | active error will be deleted if error condition is not true and joystick neutral | check Slave CAN_4 and power of MOBA screed controller and remote control right |
| **Air Filter pollution** | 0x80AA | yes | failure air filter pollution pressure, Pin 157 | | active error will be deleted if error condition is not true | |
| **Lubrication empty** | 0x80AB | yes | lubrication is on and there is no pressure or pressure switch empty | | active error will be deleted if error condition is not true | switch lubrication level empty Pin252 (0V=ok) and pressure switch lubrication system Pin238 (24V=ok) |
| **Brake pedal sensor left** | 0x80AC | yes | brake pedal redundancy error pin157 does not fit with opposite signal at pin redundancy input pin252 | | no | check wiring and pedal sensor pins 157 and 252 |

# SD2500C / SD2500CS / SD2550C / SD2550CS / SD2500W / SD2500WS - Machine Failure-Codes chart

| Error Message | Number | Save | Possible Cause | Effect | Quit | Remedy |
|---|---|---|---|---|---|---|
| **MOBA info profile** | 0x80AD | yes | CAN message with info profile from MOBA not received | | active error will be deleted if error condition is not true and joystick neutral | check Slave CAN_4 and power of MOBA screed controller and remote control left |
| **MOBA Sonic Auger left range** | 0x80AE | | not used | | | |
| **MOBA Sonic Auger right range** | 0x80AF | | not used | | | |
| **act Tamper too big** | 0x80B0 | | not used | | | |
| **act Vibration too big** | 0x80B1 | | not used | | | |
| **MOBA act Compaction too big** | 0x80B2 | | not used | | | |
| **Sensor hydraulic aux brake** | 0x80B3 | | not used | | | |
| **LABORTEST** | 0x80B4 | | not used | | | |
| **wheel follower** | 0x80B5 | | not used | | | |
| **Brake pedal sensor right** | 0x80B6 | yes | brake pedal redundancy error pin258 does not fit with opposite signal at pin redundancy input pin214 | | no | check wiring and pedal sensor pins 258 and 214 |
| **Pressure Sensor front right** | 0x80B7 | yes | sensor to measure pressure on front-wheel left input Pin 234 | If one of this senors is defect cali-braion will be switched off. Last saved Offset will be used | active error will be deleted if error condition is not true | check pin 234 |
| **Pressure Sensor front left** | 0x80B8 | yes | sensor to messure pressure on front-wheel left input Pin 225 | | active error will be deleted if error condition is not true | check pin 225 |

# SD2500C / SD2500CS / SD2550C / SD2550CS / SD2500W / SD2500WS - Machine Failure-Codes chart

| Error Message | Number | Save | Possible Cause | Effect | Quit | Remedy |
|---|---|---|---|---|---|---|
| **Levelling sensor le** | 0x80B9 | yes | Levelling sensor left signal out of range(>4,5V or <0,5V) | No value of left levelling in Dispaly and MOBA remote control | active error will be deleted if error condition is not true | Check sensor of levelling left, cable and pinSlave 229 |
| **Levelling Sensor ri** | 0x80BA | yes | levelling sensor right signal out of range(>4,5V or <0,5V) | No value of right levelling in Dispaly and MOBA remote control | active error will be deleted if error condition is not true | Check sensor of levelling right, cable and pinSlave 171 |
| **Track Motor left** | 0x80BB | yes | TRACK PAVER:<br>solenoid motor left faulty<br>short circuit / broken solenoid or cable | | active error will be deleted if error condition is not true and joystick neutral | check cable, pin151 and pin 185 |
| **Track Motor right** | 0x80BC | yes | TRACK PAVER:<br>solenoid motor right faulty<br>short circuit / broken solenoid or cable | | active error will be deleted if error condition is not true and joystick neutral | check cable, pin175 and pin185 |
| **Emcy_stop** | 0x80BD | | not used | | | |
| **CAN_2 engine EEC2** | 0x80BE | yes | all CAN_2 errors are deayed at power on start<br>for 5 seconds;<br>CAN message EEC2(engine percent load at current speed) from engine ECU not received | none | active error will be deleted if error condition is not true and joystick neutral | check CAN_2 and power of engine ECU |
| **safety_test** | 0x80BF | | software test - inform service if active. | | | |
| **warning_reserved_128** | 0x80C0 | | | | | |
| **h10000_alarm** | 0x80C1 | yes | 10000hours operating time reached | just information | | |
| **warning_reserved_130** | 0x80C2 | | | | | |
| **warning_reserved_131** | 0x80C3 | | | | | |

# SD2500C / SD2500CS / SD2550C / SD2550CS / SD2500W / SD2500WS - Machine Failure-Codes chart

| Error Message | Number | Save | Possible Cause | Effect | Quit | Remedy |
|---|---|---|---|---|---|---|
| **warning_reserved_132** | 0x80C4 | | | | | |
| **warning_reserved_133** | 0x80C5 | | | | | |
| **warning_reserved_134** | 0x80C6 | | | | | |
| **warning_reserved_135** | 0x80C7 | | | | | |
| **Screed_heating_section_1** | 0x80C8 | yes | Screed section 1 heating faulty short circuit / broken solenoid or cable | | active error will be deleted if error condition is not true and joystick neutral | check cable, pinSlave 183 |
| **Screed_heating_section_2** | 0x80C9 | yes | Screed section 2 heating faulty short circuit / broken solenoid or cable | | active error will be deleted if error condition is not true and joystick neutral | check cable, pinSlave 184 |
| **Screed_heating_section_3** | 0x80CA | yes | Screed section 3 heating faulty short circuit / broken solenoid or cable | | active error will be deleted if error condition is not true and joystick neutral | check cable, pinSlave 185 |
| **Screed_heating_section_4** | 0x80CB | yes | Screed section 4 heating faulty short circuit / broken solenoid or cable | | active error will be deleted if error condition is not true and joystick neutral | check cable, pinSlave 186 |
| **Dieselstop_relais** | 0x80CC | yes | Dieselstop relais faulty short circuit / broken solenoid or cable | | active error will be deleted if error condition is not true and joystick neutral | check cable, pin103 |
| **reserved123** | 0x80CD | yes | solenoid front free wheeling faulty short circuit / broken solenoid or cable | | active error will be deleted if error condition is not true and joystick neutral | check cable, pin182 Valve Y45 and Y46 |
| **GND screed left** | 0x80CE | yes | API safout_getStatusxt error solenoid screed left in or out faulty short circuit / broken sole-noid or cable | | active error will be deleted if error condition is not true | check solenoid pin243, solenoid pin193, and Low-side: pin180 Valve Y18A and Y18B |

# SD2500C / SD2500CS / SD2550C / SD2550CS / SD2500W / SD2500WS - Machine Failure-Codes chart

| Error Message | Number | Save | Possible Cause | Effect | Quit | Remedy |
|---|---|---|---|---|---|---|
| **GND screed right** | 0x80CF | yes | API safout_getStatusxt error solenoid screed right in or out faulty short circuit / broken solenoid or cable | | active error will be deleted if error condition is not true | check solenoid pin130, solenoid pin131, and Low-side: pin181 Valve Y19A and Y19B |
| **GND Track motor** | 0x80D0 | | API safout_getStatusxt error solenoid track motor left or right faulty short circuit / broken solenoid or cable | | active error will be deleted if error condition is not true | check EP motor solenoid pin151, solenoid pin175, and Low-side: pin185 Valve Y4 and Y5 |
| **warning_reserved_145** | 0x80D1 | | | | | |
| **warning_reserved_146** | 0x80D2 | | | | | |
| **warning_reserved_147** | 0x80D3 | | | | | |
| **warning_reserved_148** | 0x80D4 | | | | | |
| **warning_reserved_149** | 0x80D5 | | | | | |
| **warning_reserved_150** | 0x80D6 | | | | | |
| **Volt after P centr switch off SI** | 0x80D7 | yes | voltage Slave after proportional central switch <17V when central switch is on | warning | active error will be deleted if error condition is not true | proportional central switch was switched off because of other errors or short circuit after central switch |
| **Volt after D centr switch off SI** | 0x80D8 | yes | voltage Slave after proportional central switch <17V when central switch is on | warning | active error will be deleted if error condition is not true | proportional central switch was switched off because of other errors or short circuit after central switch |
| **Voltage Sensor 5V low SI** | 0x80D9 | yes | 5V sensor voltage Slave <4,5V | no driving possible | active error will be deleted if error condition is not true | check sensor voltage pinSlave 219 and cables, sensors, potentiometers |

# SD2500C / SD2500CS / SD2550C / SD2550CS / SD2500W / SD2500WS - Machine Failure-Codes chart

| Error Message | Number | Save | Possible Cause | Effect | Quit | Remedy |
|---|---|---|---|---|---|---|
| **Voltage Sensor 5V high SI** | 0x80DA | yes | 5V sensor voltage Slave >5,5V | no driving possible | active error will be deleted if error condition is not true | check sensor voltage pinSlave 219 and cables, sensors, potentiometers |
| **SYS check SI** | 0x80DB | yes | internal fault of RC28-14/30 Slave | no driving possible | no | turn ignition key off, wait 2s and then turn on again |
| **Slave Master** | 0x80DC | | not used | | | |
| **Internal RC overtemperature SI** | 0x80DD | yes | internal temperature inside of RC28-14/30 Slave is bigger than allowed (>105degC) | warning | active error will be deleted if error condition is not true | |
| **Start Condition SI** | 0x80DE | | Start condition of master is not fullfil-led or connection not available | no actuation of slave functionality possible | active error will be deleted as soon as start condition is full-filled | check Can1 connection and start condition of master controller. |
| **Voltage low SI** | 0x80DF | | not used | | | |
| **Volt after P centr switch low SI** | 0x80E0 | yes | check in start condition Slave: voltage after proportional central switch >4V when central | warning | no | backward feeding of pro-portional central switch due to a wiring harness failure |
| **CAN_1 Bus off SI** | 0x80E1 | yes | CAN_1 Slave bus off, probably too many error frames | no communication with BODAS-design or BODAS-service possible, driving stoped, machine function stoped | active error will be deleted if error condition is not true and joystick neu-tral, a new initialization of CAN bus will be done after 0 5s | check cable and CAN H pinSlave215, CAN L pinS-lave216 switch off ignition key and measure 60Ohm resi-stance between CAN_L and CAN_H |
| **Voltage high SI** | 0x80E2 | yes | voltage Slave at ignition key >30V | warning | active error will be deleted if error condition is not true | check battery voltage |

# SD2500C / SD2500CS / SD2550C / SD2550CS / SD2500W / SD2500WS - Machine Failure-Codes chart

| Error Message | Number | Save | Possible Cause | Effect | Quit | Remedy |
|---|---|---|---|---|---|---|
| **Volt after D centr switch low SI** | 0x80E3 | yes | check in start condition Slave: voltage after digital central switch high when central switch | driving blocked | no | backward feeding of digital central switch due to a wiring harness failure |
| **Voltage Sensor 10V low SI** | 0x80E4 | yes | 8V sensor voltage <9,5V | warning | active error will be deleted if error condition is not true | check sensor voltage pinSlave 232 |
| **Voltage Sensor 10V high SI** | 0x80E5 | yes | 8V sensor voltage >10,5V | warning | active error will be deleted if error condition is not true | check sensor voltage pinSlave 232 |
| **warning_reserved_166** | 0x80E6 | | | | | |
| **truck_sensor_distance** | 0x80E7 | yes | Current input < 1mA, Operational current 4-20 mA | Truck guidance is switched off, manual activation possible | yes | check sensor current pinSlave 168 and cables, sensors, potentiometers |
| **Truck Assist_LED_left** | 0x80E8 | yes | CAN connection to led light interrupted or led light not responding | warning | yes | check connection CAN3 Slave to Left led light - High: PinSlave 163 Low: PinSlave 162 |
| **Truck Assist_LED_right** | 0x80E9 | yes | CAN connection to led light interrupted or led light not responding | warning | yes | check connection CAN3 Slave to right led light - High: PinSlave 163 Low: PinSlave 162 |
| **sensor_auger_lift** | 0x80EA | | not used | | | |
| **Lubrication overpressure** | 0x80EB | yes | lubrication is on and pressure is to high | | active error will be deleted if error condition is not true | pressure switch lubrication system Pin236 (24V=ok) |
| **Reset info** | 0x80EC | no | previous restart of RC | just information | no | |
| **Auger deactivated** | 0x80ED | | Paver was locked by Fleetlink | Fleetlink deactivated auger movement. | | Pin 250 low |

# SD2500C / SD2500CS / SD2550C / SD2550CS / SD2500W / SD2500WS - Machine Failure-Codes chart

| Error Message | Number | Save | Possible Cause | Effect | Quit | Remedy |
|---|---|---|---|---|---|---|
| **warning_reserved_174** | 0x80EE | | not used | | | |
| **Can_2_Generator** | 0x80EF | | not used | | | |
| **Info: All parameter restored** | 0x80F0 | x | Only for information. Restore of all parameters<br>was done to prevent loss of machine configuration. Causes: Master / Slave detection failed or Controller was Slave and is now Master or Controller was Master and is | No effect. All parameters are still availabe. | | Just for information, delete saved errors |
| **Info: Machine settings restored** | 0x80F1 | | Only for information. Restore of paver dependent parameters was done to prevent loss of machine configura-tion. Menu 1, menu 2 and were auto-matically saved. Menu 3,4,5<br>Åc were set to default values. The value of the info explains the cause:<br>1: Software Version has changed<br>2: Paver type parameter 1.1.1 was changed. | No effect. Machine configuration is still available. | | Just for information, delete saved errors |
| **Restore parameter** | 0x80F2 | | Restoring of parameters failed when saving<br>because of change in(Value of the error): | Check if parameter values are still correct. | | Inform Service including value of the error |

# SD2500C / SD2500CS / SD2550C / SD2550CS / SD2500W / SD2500WS - Machine Failure-Codes chart

| Error Message | Number | Save | Possible Cause | Effect | Quit | Remedy |
|---|---|---|---|---|---|---|
| **Screed detection** | 0x80F3 | yes | No screed was detected after 5 seconds. | Vario screed with electrical heating is used. | no | Check Pin 119 and Pin 120 for screed type:<br>High comp Vario-Screed Electical: 10V, 10V<br>R300 Gas: 0V, 0V<br>Vario Screed Gas: 10V, 0V<br>Vario Screed Electrical: 10V, 24V<br>R300Electrical: 0V,24V |
| **PWRON_EMERGENCY_STOP** | 0x80F4 | no | Power supply is disabled by inhibit or output-<br>enable input pin | start condition not fulfilled, no driving possible | active error will be deleted if error | pin228 ubat<br>pin114 ground |
| **PWRON_REVERSE_POWER** | 0x80F5 | yes | Unexpected state of power supply for power<br>stages previous to switch-off tests. This could be caused by an output pin which is connected to external power supply , short circuit from H side output to battery? | start condition not fulfilled, no driving possible | active error will be deleted if error condition is not true | check all output pins |
| **PWRON_POWERSWITCH_2** | 0x80F6 | yes | Power supply cannot be switched on for<br>switch-off tests. Check for error messages indicating that VP is switched off due to | start condition not fulfilled, no driving possible | active error will be deleted if error condition is not true | check voltage at pin 201 fuse? |
| **PWRON_POWERSUPPLY** | 0x80F7 | no | No power supply | start condition not fulfilled, no driving possible | active error will be deleted if error | check voltage at pin 201 fuse? |
| **PWRON_POWERSWITCH_1** | 0x80F8 | yes | Setting VP ON is locked (because of hardware monitor error). | start condition not fulfilled, no driving possible | active error will be deleted if error | |

# SD2500C / SD2500CS / SD2550C / SD2550CS / SD2500W / SD2500WS - Machine Failure-Codes chart

| Error Message | Number | Save | Possible Cause | Effect | Quit | Remedy |
|---|---|---|---|---|---|---|
| **Drive lever not neutral** | 0x80F9 | no | checked during power on(start condition)<br>joystick not neutral(driving or steering) or drive error<br>or steer error | start condition not fulfilled,<br>no driving possible | active error will be deleted if error condition is not true | check joystick |
| **PWRON_HWMONITOR_2** | 0x80FA | yes | checked during power on(start condition)<br>monitor has detected a fault, | start condition not fulfilled,<br>no driving possible | active error will be deleted if error | see specific monitor error |
| **PWRON_ENGINE_SPEED** | 0x80FB | yes | not used<br>to allow maintenance on pumps, solenoids without running engine<br>checked during power on(start condition) | start condition not fulfilled,<br>no driving possible | active error will be deleted if error condition is not true | start engine |
| **PWRON_STARTCONDITION_1** | 0x80FC | no | checked during power on(start condition)<br>message CAN_1_JOY | start condition not fulfilled,<br>no driving possible | active error will be deleted if error | check CAN_1 and joystick |
| **PWRON_HWMONITOR_1** | 0x80FD | yes | checked during power on(start condition)<br>monitor has detected a fault, | start condition not fulfilled,<br>no driving possible | active error will be deleted if error | see specific monitor error |
| **PWRON_SUPPLY_VSS** | 0x80FE | yes | checked during power on(start condition)<br>VSS1 <=4,5V<br>or VSS_2 <=9,5V | start condition not fulfilled,<br>no driving possible | active error will be deleted if error condition is not true | ckeck VSS_1, pin219 VSS_2, pin232 VSS_3, pin255 |
| **PWRON_SUPPLY_VB_LOW** | 0x80FF | no | checked during power on(start condition)<br>battery voltage <= 8,5V | start condition not fulfilled,<br>no driving possible | active error will be deleted if error | check voltage at pin 245 fuse? |
| **Sensor Auger Lift Left** | 0x8100 | yes | sensor voltage < 0.1 V | no movement of auger height during set assist | yes | check sensor voltage and connection pinSlave 164 |

# SD2500C / SD2500CS / SD2550C / SD2550CS / SD2500W / SD2500WS - Machine Failure-Codes chart

| Error Message | Number | Save | Possible Cause | Effect | Quit | Remedy |
|---|---|---|---|---|---|---|
| **Sensor Auger Lift Right** | 0x8101 | yes | sensor voltage < 0.1 V | no movement of auger height during set assist | yes | check sensor voltage and connection pinSlave 166 |
| **Auger raise left** | 0x8102 | yes | solenoid auger raise left faulty short circuit / broken solenoid or cable | | active error will be deleted if error condition is not true and joystick neutral | check cable, pinSlave151 Valve Y33B |
| **Auger lower left** | 0x8103 | yes | solenoid auger lower left faulty short circuit / broken solenoid or cable | | active error will be deleted if error condition is not true and joystick neutral | check cable, pinSlave 175 Valve Y33A |
| **External Steering** | 0x8104 | yes | Input signal of external steering not available while autosteering active. No valid input at pin 247. | Autosteering is switched off automatically. | Yes, if voltage between 0.1V and 4.9V. | Parameter 4: input external steering < 0.1 Volt Parameter 5: input external steering > 4.9 Volt |
| **CAN_4 MOBA Slave** | 0x8105 | yes | Slave CAN_4 communication error with MOBA screed controller | screed controller is not working | no | check power supply of MOBA screed controller check cable and CAN H pin161, CAN L pin160 switch off ignition key and measure 60Ohm resistance between CAN_L and CAN_H |
| **CAN_4 Bus off Slave** | 0x8106 | yes | Slave CAN_4 bus off, probably too many error frames | screed controller is not working | active error will be deleted if error condition is not true and joystick neutral, a new initialization of CAN bus will be done by API | check cable and CAN H pin161, CAN L pin160 switch off ignition key and measure 60Ohm resistance between CAN_L and CAN_H |
| **Screed lift stop** | 0x8107 | yes | solenoid screed lift stop faulty short circuit / broken solenoid or cable | | active error will be deleted if error | Check pin187, Y23.2 |

# SD2500C / SD2500CS / SD2550C / SD2550CS / SD2500W / SD2500WS - Machine Failure-Codes chart

| Error Message | Number | Save | Possible Cause | Effect | Quit | Remedy |
|---|---|---|---|---|---|---|
| **Screed work stop** | 0x8108 | yes | solenoid screed lift stop faulty short circuit / broken solenoid or cable | | active error will be deleted if error | Check pin106, Y22 |
| **Track Cleaner up** | 0x8109 | | | | | |
| **Track Cleaner down** | 0x810A | | | | | |
| **Socket Frequency Stable** | 0x810B | | | | | |
| **warning_reserved_204** | 0x810C | | | | | |
| **warning_reserved_205** | 0x810D | | | | | |
| **warning_reserved_206** | 0x810E | | | | | |
| **warning_reserved_207** | 0x810F | | | | | |
| **warning_reserved_208** | 0x8110 | | | | | |
| **warning_reserved_209** | 0x8111 | | | | | |
| **warning_reserved_210** | 0x8112 | | | | | |
| **warning_reserved_211** | 0x8113 | | | | | |
| **warning_reserved_212** | 0x8114 | | | | | |
| **warning_reserved_213** | 0x8115 | | | | | |
| **warning_reserved_214** | 0x8116 | | | | | |
| **warning_reserved_215** | 0x8117 | | | | | |
| **warning_reserved_216** | 0x8118 | | | | | |
| **warning_reserved_217** | 0x8119 | | | | | |

# SD2500C / SD2500CS / SD2550C / SD2550CS / SD2500W / SD2500WS - Machine Failure-Codes chart

| Error Message | Number | Save | Possible Cause | Effect | Quit | Remedy |
|---|---|---|---|---|---|---|
| **SW Master-Slave not equal** | 0x811A | no | Software Version Master / Slave not equal | | yes | Please update Master / Slave to same version |
| **warning_reserved_218** | 0x811B | yes | | | | |
| **warning_reserved_218** | 0x811C | | | | | |
| **warning_reserved_219** | 0x811D | | | | | |
| **Pressure High Comp Screed** | 0x811E | yes | sensor voltage < 0.1 V | loop control deactivated | no | check sensor voltage and connection Master pin 239 |
| **warning_reserved_220** | 0x811F | | | | | |
| **warning_reserved_221** | 0x8120 | | | | | |
| **Postcompaction Prop** | 0x8121 | yes | solenoid auger lower left faulty short circuit / broken solenoid or cable | | yes | check cable, pin 187 |
| **Postcompaction On/off** | 0x8122 | yes | solenoid auger lower left faulty short circuit / broken solenoid or cable | | yes | check cable, pin 128 |
| **warning_reserved_222** | 0x8123 | | | | | |
| **warning_reserved_223** | 0x8124 | | | | | |
| **warning_reserved_224** | 0x8125 | | | | | |
| **Brake Signal L or R inverse** | 0x8126 | no | Left and right brake pedal Signal correct. | driving blocked or blocked in transport mode. | yes | Main Signal left has to be unpressed 0.25V on Pin 157,, Main signal right has to be unpressed 0.25V on Pin 158 |
| **warning_reserved_231** | 0x8127 | | | | | |

# SD2500C / SD2500CS / SD2550C / SD2550CS / SD2500W / SD2500WS - Machine Failure-Codes chart

| Error Message | Number | Save | Possible Cause | Effect | Quit | Remedy |
|---|---|---|---|---|---|---|
| **warning_reserved_232** | 0x8128 | | | | | |
| **warning_reserved_233** | 0x8129 | | | | | |
| **warning_reserved_234** | 0x812A | | | | | |
| **warning_reserved_235** | 0x812B | | | | | |
| **warning_reserved_236** | 0x812C | | | | | |
| **warning_reserved_237** | 0x812D | | | | | |
| **warning_reserved_238** | 0x812E | | | | | |
| **warning_reserved_239** | 0x812F | | | | | |
| **warning_reserved_240** | 0x8130 | | | | | |
| **warning_reserved_241** | 0x8131 | | | | | |
| **warning_reserved_242** | 0x8132 | | | | | |
| **warning_reserved_243** | 0x8133 | | | | | |
| **warning_reserved_244** | 0x8134 | | | | | |
| **warning_reserved_245** | 0x8135 | | | | | |

# SD2500C / SD2500CS / SD2550C / SD2550CS / SD2500W / SD2500WS - Machine Failure-Codes chart

| Error Message | Number | Save | Possible Cause | Effect | Quit | Remedy |
|---|---|---|---|---|---|---|
| **warning_reserved_246** | 0x8136 | | | | | |
| **warning_reserved_247** | 0x8137 | | | | | |
| **warning_reserved_248** | 0x8138 | | | | | |
| **warning_reserved_249** | 0x8139 | | | | | |
| **warning_reserved_250** | 0x813A | | | | | |
| **warning_reserved_251** | 0x813B | | | | | |
| **warning_reserved_252** | 0x813C | | | | | |
| **warning_reserved_253** | 0x813D | | | | | |
| **warning_reserved_254** | 0x813E | | | | | |
| **Drive limit poti** | 0x813F | | | | | |
| **Trim** | 0x8140 | | | | | |
| **warning_reserved_256** | 0x8141 | | | | | |
| **warning_reserved_257** | 0x8142 | | | | | |
| **warning_reserved_258** | 0x8143 | | | | | |

# SD2500C / SD2500CS / SD2550C / SD2550CS / SD2500W / SD2500WS - Machine Failure-Codes chart

| Error Message | Number | Save | Possible Cause | Effect | Quit | Remedy |
|---|---|---|---|---|---|---|
| **warning_reserved_259** | 0x8144 | | | | | |
| **warning_reserved_260** | 0x8145 | | | | | |
| **warning_reserved_261** | 0x8146 | | | | | |
| **warning_reserved_262** | 0x8147 | | | | | |
| **warning_reserved_263** | 0x8148 | | | | | |
| **warning_reserved_264** | 0x8149 | | | | | |
| **warning_reserved_265** | 0x814A | | | | | |
| **warning_reserved_266** | 0x814B | | | | | |
| **warning_reserved_267** | 0x814C | | | | | |
| **warning_reserved_268** | 0x814D | | | | | |
| **warning_reserved_269** | 0x814E | | | | | |
| **warning_reserved_270** | 0x814F | | | | | |
| **warning_reserved_271** | 0x8150 | | | | | |

# SD2500C / SD2500CS / SD2550C / SD2550CS / SD2500W / SD2500WS - Machine Failure-Codes chart

| Error Message | Number | Save | Possible Cause | Effect | Quit | Remedy |
|---|---|---|---|---|---|---|
| **warning_reserved_272** | 0x8151 | | | | | |
| **warning_reserved_273** | 0x8152 | | | | | |
| **warning_reserved_274** | 0x8153 | | | | | |
| **warning_reserved_275** | 0x8154 | | | | | |
| **warning_reserved_276** | 0x8155 | | | | | |
| **warning_reserved_277** | 0x8156 | | | | | |
| **warning_reserved_278** | 0x8157 | | | | | |
| **warning_reserved_279** | 0x8158 | | | | | |
| **warning_reserved_280** | 0x8159 | | | | | |
| **warning_reserved_281** | 0x815A | | | | | |
| **warning_reserved_282** | 0x815B | | | | | |
| **warning_reserved_283** | 0x815C | | | | | |
| **warning_reserved_284** | 0x815D | | | | | |

# SD2500C / SD2500CS / SD2550C / SD2550CS / SD2500W / SD2500WS - Machine Failure-Codes chart

| Error Message | Number | Save | Possible Cause | Effect | Quit | Remedy |
|---|---|---|---|---|---|---|
| **warning_reserved_285** | 0x815E | | | | | |
| **warning_reserved_286** | 0x815F | | | | | |
| **warning_reserved_287** | 0x8160 | | | | | |
| **warning_reserved_288** | 0x8161 | | | | | |
| **warning_reserved_289** | 0x8162 | | | | | |
| **warning_reserved_290** | 0x8163 | | | | | |
| **warning_reserved_291** | 0x8164 | | | | | |
| **warning_reserved_292** | 0x8165 | | | | | |
| **warning_reserved_293** | 0x8166 | | | | | |
| **warning_reserved_294** | 0x8167 | | | | | |
| **warning_reserved_295** | 0x8168 | | | | | |
| **warning_reserved_296** | 0x8169 | | | | | |
| **warning_reserved_297** | 0x816A | | | | | |

# SD2500C / SD2500CS / SD2550C / SD2550CS / SD2500W / SD2500WS - Machine Failure-Codes chart

| Error Message | Number | Save | Possible Cause | Effect | Quit | Remedy |
|---|---|---|---|---|---|---|
| **warning_reserved_298** | 0x816B | | | | | |
| **warning_reserved_299** | 0x816C | | | | | |
| **warning_reserved_300** | 0x816D | | | | | |
| **warning_reserved_301** | 0x816E | | | | | |
| **warning_reserved_302** | 0x816F | | | | | |
| **warning_reserved_303** | 0x8170 | | | | | |
| **warning_reserved_304** | 0x8171 | | | | | |
| **warning_reserved_305** | 0x8172 | | | | | |
| **warning_reserved_306** | 0x8173 | | | | | |
| **warning_reserved_307** | 0x8174 | | | | | |
| **warning_reserved_308** | 0x8175 | | | | | |
| **warning_reserved_309** | 0x8176 | | | | | |
| **warning_reserved_310** | 0x8177 | | | | | |

# SD2500C / SD2500CS / SD2550C / SD2550CS / SD2500W / SD2500WS - Machine Failure-Codes chart

| Error Message | Number | Save | Possible Cause | Effect | Quit | Remedy |
|---|---|---|---|---|---|---|
| **warning_reserved_311** | 0x8178 | | | | | |
| **warning_reserved_312** | 0x8179 | | | | | |
| **warning_reserved_313** | 0x817A | | | | | |
| **warning_reserved_314** | 0x817B | | | | | |
| **warning_reserved_315** | 0x817C | | | | | |
| **warning_reserved_316** | 0x817D | | | | | |
| **warning_reserved_317** | 0x817E | | | | | |
| **warning_reserved_318** | 0x817F | | | | | |
| **warning_reserved_319** | 0x8180 | | | | | |
| **warning_reserved_320** | 0x8181 | | | | | |
| **warning_reserved_321** | 0x8182 | | | | | |
| **warning_reserved_322** | 0x8183 | | | | | |
| **warning_reserved_323** | 0x8184 | | | | | |

# SD2500C / SD2500CS / SD2550C / SD2550CS / SD2500W / SD2500WS - Machine Failure-Codes chart

| Error Message | Number | Save | Possible Cause | Effect | Quit | Remedy |
|---|---|---|---|---|---|---|
| **warning_reserved_324** | 0x8185 | | | | | |
| **warning_reserved_325** | 0x8186 | | | | | |
| **warning_reserved_326** | 0x8187 | | | | | |
| **warning_reserved_327** | 0x8188 | | | | | |
| **warning_reserved_328** | 0x8189 | | | | | |
| **warning_reserved_329** | 0x818A | | | | | |
| **warning_reserved_330** | 0x818B | | | | | |
| **warning_reserved_331** | 0x818C | | | | | |
| **warning_reserved_332** | 0x818D | | | | | |
| **warning_reserved_333** | 0x818E | | | | | |
| **warning_reserved_334** | 0x818F | | | | | |
| **warning_reserved_335** | 0x8190 | | | | | |
| **warning_reserved_336** | 0x8191 | | | | | |

# SD2500C / SD2500CS / SD2550C / SD2550CS / SD2500W / SD2500WS - Machine Failure-Codes chart

| Error Message | Number | Save | Possible Cause | Effect | Quit | Remedy |
|---|---|---|---|---|---|---|
| **warning_reserved_337** | 0x8192 | | | | | |
| **warning_reserved_338** | 0x8193 | | | | | |
| **warning_reserved_339** | 0x8194 | | | | | |
| **warning_reserved_340** | 0x8195 | | | | | |
| **warning_reserved_341** | 0x8196 | | | | | |
| **warning_reserved_342** | 0x8197 | | | | | |
| **warning_reserved_343** | 0x8198 | | | | | |
| **warning_reserved_344** | 0x8199 | | | | | |
| **warning_reserved_345** | 0x819A | | | | | |
| **warning_reserved_346** | 0x819B | | | | | |
| **warning_reserved_347** | 0x819C | | | | | |
| **warning_reserved_348** | 0x819D | | | | | |
| **warning_reserved_349** | 0x819E | | | | | |

# SD2500C / SD2500CS / SD2550C / SD2550CS / SD2500W / SD2500WS - Machine Failure-Codes chart

| Error Message | Number | Save | Possible Cause | Effect | Quit | Remedy |
|---|---|---|---|---|---|---|
| **warning_reserved_350** | 0x819F | | | | | |
| **warning_reserved_351** | 0x81A0 | | | | | |
| **warning_reserved_352** | 0x81A1 | | | | | |
| **warning_reserved_353** | 0x81A2 | | | | | |
| **warning_reserved_354** | 0x81A3 | | | | | |
| **warning_reserved_355** | 0x81A4 | | | | | |
| **warning_reserved_356** | 0x81A5 | | | | | |
| **warning_reserved_357** | 0x81A6 | | | | | |
| **warning_reserved_358** | 0x81A7 | | | | | |
| **warning_reserved_359** | 0x81A8 | | | | | |
| **warning_reserved_360** | 0x81A9 | | | | | |
| **warning_reserved_361** | 0x81AA | | | | | |
| **warning_reserved_362** | 0x81AB | | | | | |

# SD2500C / SD2500CS / SD2550C / SD2550CS / SD2500W / SD2500WS - Machine Failure-Codes chart

| Error Message | Number | Save | Possible Cause | Effect | Quit | Remedy |
|---|---|---|---|---|---|---|
| **warning_reserved_363** | 0x81AC | | | | | |
| **warning_reserved_364** | 0x81AD | | | | | |
| **warning_reserved_365** | 0x81AE | | | | | |
| **warning_reserved_366** | 0x81AF | | | | | |
| **warning_reserved_367** | 0x81B0 | | | | | |
| **warning_reserved_368** | 0x81B1 | | | | | |
| **warning_reserved_369** | 0x81B2 | | | | | |
| **warning_reserved_370** | 0x81B3 | | | | | |
| **warning_reserved_371** | 0x81B4 | | | | | |
| **warning_reserved_372** | 0x81B5 | | | | | |
| **warning_reserved_373** | 0x81B6 | | | | | |
| **warning_reserved_374** | 0x81B7 | | | | | |
| **warning_reserved_375** | 0x81B8 | | | | | |

# SD2500C / SD2500CS / SD2550C / SD2550CS / SD2500W / SD2500WS - Machine Failure-Codes chart

| Error Message | Number | Save | Possible Cause | Effect | Quit | Remedy |
|---|---|---|---|---|---|---|
| **warning_reserved_376** | 0x81B9 | | | | | |
| **warning_reserved_377** | 0x81BA | | | | | |
| **warning_reserved_378** | 0x81BB | | | | | |
| **warning_reserved_379** | 0x81BC | | | | | |
| **warning_reserved_380** | 0x81BD | | | | | |
| **warning_reserved_381** | 0x81BE | | | | | |
| **warning_reserved_382** | 0x81BF | | | | | |
| **warning_reserved_383** | 0x81C0 | | | | | |
| **warning_reserved_384** | 0x81C1 | | | | | |
| **warning_reserved_385** | 0x81C2 | | | | | |
| **warning_reserved_386** | 0x81C3 | | | | | |
| **warning_reserved_387** | 0x81C4 | | | | | |
| **warning_reserved_388** | 0x81C5 | | | | | |

# SD2500C / SD2500CS / SD2550C / SD2550CS / SD2500W / SD2500WS - Machine Failure-Codes chart

| Error Message | Number | Save | Possible Cause | Effect | Quit | Remedy |
|---|---|---|---|---|---|---|
| **warning_reserved_389** | 0x81C6 | | | | | |
| **warning_reserved_390** | 0x81C7 | | | | | |
| **warning_reserved_391** | 0x81C8 | | | | | |
| **warning_reserved_392** | 0x81C9 | | | | | |
| **warning_reserved_393** | 0x81CA | | | | | |
| **warning_reserved_394** | 0x81CB | | | | | |
| **warning_reserved_395** | 0x81CC | | | | | |
| **warning_reserved_396** | 0x81CD | | | | | |
| **warning_reserved_397** | 0x81CE | | | | | |
| **warning_reserved_398** | 0x81CF | | | | | |
| **warning_reserved_399** | 0x81D0 | | | | | |
| **warning_reserved_400** | 0x81D1 | | | | | |
| **warning_reserved_401** | 0x81D2 | | | | | |

# SD2500C / SD2500CS / SD2550C / SD2550CS / SD2500W / SD2500WS - Machine Failure-Codes chart

| Error Message | Number | Save | Possible Cause | Effect | Quit | Remedy |
|---|---|---|---|---|---|---|
| **warning_reserved_402** | 0x81D3 | | | | | |
| **warning_reserved_403** | 0x81D4 | | | | | |
| **warning_reserved_404** | 0x81D5 | | | | | |
| **warning_reserved_405** | 0x81D6 | | | | | |
| **warning_reserved_406** | 0x81D7 | | | | | |
| **warning_reserved_407** | 0x81D8 | | | | | |
| **warning_reserved_408** | 0x81D9 | | | | | |
| **warning_reserved_409** | 0x81DA | | | | | |
| **warning_reserved_410** | 0x81DB | | | | | |
| **warning_reserved_411** | 0x81DC | | | | | |
| **warning_reserved_412** | 0x81DD | | | | | |
| **warning_reserved_413** | 0x81DE | | | | | |
| **warning_reserved_414** | 0x81DF | | | | | |

# SD2500C / SD2500CS / SD2550C / SD2550CS / SD2500W / SD2500WS - Machine Failure-Codes chart

| Error Message | Number | Save | Possible Cause | Effect | Quit | Remedy |
|---|---|---|---|---|---|---|
| **warning_reserved_415** | 0x81E0 | | | | | |
| **warning_reserved_416** | 0x81E1 | | | | | |
| **warning_reserved_417** | 0x81E2 | | | | | |
| **warning_reserved_418** | 0x81E3 | | | | | |
| **warning_reserved_419** | 0x81E4 | | | | | |
| **warning_reserved_420** | 0x81E5 | | | | | |
| **warning_reserved_421** | 0x81E6 | | | | | |
| **warning_reserved_422** | 0x81E7 | | | | | |
| **warning_reserved_423** | 0x81E8 | | | | | |
| **warning_reserved_424** | 0x81E9 | | | | | |
| **warning_reserved_425** | 0x81EA | | | | | |
| **warning_reserved_426** | 0x81EB | | | | | |
| **warning_reserved_427** | 0x81EC | | | | | |

# SD2500C / SD2500CS / SD2550C / SD2550CS / SD2500W / SD2500WS - Machine Failure-Codes chart

| Error Message | Number | Save | Possible Cause | Effect | Quit | Remedy |
|---|---|---|---|---|---|---|
| **warning_reserved_428** | 0x81ED | | | | | |
| **warning_reserved_429** | 0x81EE | | | | | |
| **warning_reserved_430** | 0x81EF | | | | | |
| **warning_reserved_431** | 0x81F0 | | | | | |
| **warning_reserved_432** | 0x81F1 | | | | | |
| **warning_reserved_433** | 0x81F2 | | | | | |
| **warning_reserved_434** | 0x81F3 | | | | | |
| **warning_reserved_435** | 0x81F4 | | | | | |
| **warning_reserved_436** | 0x81F5 | | | | | |
| **warning_reserved_437** | 0x81F6 | | | | | |
| **warning_reserved_438** | 0x81F7 | | | | | |
| **warning_reserved_439** | 0x81F8 | | | | | |
| **warning_reserved_440** | 0x81F9 | | | | | |

# SD2500C / SD2500CS / SD2550C / SD2550CS / SD2500W / SD2500WS - Machine Failure-Codes chart

| Error Message | Number | Save | Possible Cause | Effect | Quit | Remedy |
|---|---|---|---|---|---|---|
| **warning_reserved_441** | 0x81FA | | | | | |
| **warning_reserved_442** | 0x81FB | | | | | |
| **warning_reserved_443** | 0x81FC | | | | | |
| **warning_reserved_444** | 0x81FD | | | | | |
| **warning_reserved_445** | 0x81FE | | | | | |
| **warning_reserved_446** | 0x81FF | | | | | |

# 8 Machine Failure-Codes chart MF2500CS / MF2500CM / MF2500CL

| MF2500CS / MF2500CM / MF2500CL - Machine Failure-Codes chart | | | | | | |
|---|---|---|---|---|---|---|
| **Error Message** | **Number** | **Save** | **Possible Cause** | **Effect** | **Quit** | **Remedy** |
| **Steer Lever** | 0x8002 | yes | steering signal redundancy error (direction: direction: left about 0,5V..right about 4,5V) pin141 does not fit with opposite signal at pin redundancy input pin231 | stering set to middle, limp home 4m/min | no | make a new joystick calibration with BODAS-service |
| **Volt.after P central switch off** | 0x8003 | yes | voltage after proportional central switch >4V when central switch is off | no driving possible | no | backward feeding of proportional central switch due to a wiring harness failure |
| **Volt.after D central switch off** | 0x8004 | yes | voltage after digital central switch >4V when central switch is off | no driving possible | no | backward feeding of digital central switch due to a wiring harness failure |
| **Volt.Sensor 5V low** | 0x8005 | yes | 5V sensor voltage <4,5V | no driving possible | active error will be deleted if error condition is not true | check sensor voltage pin 219 and cables, sensors, potentiometers |
| **Volt.Sensor 5V high** | 0x8006 | yes | 5V sensor voltage >5,5V | no driving possible | active error will be deleted if error condition is not true | check sensor voltage pin 219 and cables, sensors, potentiometers |
| **SYS check** | 0x8007 | yes | internal fault of RC36-20/30 | no driving possible | no | turn ignition key off, wait 2s and then turn on again |
| **Brake release** | 0x8008 | yes | solenoid brake faulty short circuit / broken solenoid or cable | manually pumping of brake pressure necessary, then driving with limp home 4m/min possible | active error will be deleted if error condition is not true and joystick neutral | check cable, pin131 |
| **Pump left forwd.** | 0x8009 | yes | solenoid pump left forward faulty short circuit / broken solenoid or cable | no forward driving possible after 0,8s | active error will be deleted if error condition is not true and joystick neutral | check cable, pin156 |

# MF2500CS / MF2500CM / MF2500CL
# - Machine Failure-Codes chart

| Error Message | Number | Save | Possible Cause | Effect | Quit | Remedy |
|---|---|---|---|---|---|---|
| **Pump left backwd.** | 0x800A | yes | solenoid pump left backward faulty short circuit / broken solenoid or cable | no backward driving possible after 0,8s | active error will be deleted if error condition is not true and joystick neutral | check cable, pin155 |
| **Pump right forwd.** | 0x800B | yes | solenoid pump right forward faulty short circuit / broken solenoid or cable | no forward driving possible after 0,8s | active error will be deleted if error condition is not true and joystick neutral | check cable, pin126 |
| **Pump right backwd.** | 0x800C | yes | solenoid pump right backward faulty short circuit / broken solenoid or cable | no backward driving possible after 0,8s | active error will be deleted if error condition is not true and joystick neutral | check cable, pin101 |
| **stop-error_reserved_14** | 0x800D | | | | | |
| **stop-error_reserved_15** | 0x800E | | | | | |
| **stop-error_reserved_16** | 0x800F | | | | | |
| **stop-error_reserved_17** | 0x8010 | | | | | |
| **CAN_2 engine EEC1** | 0x8011 | yes | CAN message with engine speed (EEC1) from engine ECU not received | DI3 can not display engine speed correctly<br>Clutch can not be closed | no driving possible because clutch is open<br>active error will be deleted if error condition is not true and joystick neutral | check CAN_2 and power of engine ECU |
| **CAN_2 Bus off** | 0x8012 | yes | CAN_2 bus off, probably too many error frames | no driving possible | active error will be deleted if error condition is not true and joystick neutral,<br>a new initialization of CAN bus will be done by API | check cable and CAN H pin253, CAN L pin254 switch off ignition key and measure 60Ohm resis-tance between CAN_L and CAN_H |

## MF2500CS / MF2500CM / MF2500CL
## - Machine Failure-Codes chart

| Error Message | Number | Save | Possible Cause | Effect | Quit | Remedy |
|---|---|---|---|---|---|---|
| **CAN_3 Bus off** | 0x8013 | yes | CAN_3 bus off, probably too many error frames | panel is not working | active error will be deleted if error condition is not true and joystick neutral, a new initialization of CAN bus will be done by API | check cable and CAN H pin163, CAN L pin162 switch off ignition key and measure 60Ohm resistance between CAN_L and CAN_H |
| **RC CANopen paramset** | 0x8014 | yes | internal | | no | |
| **RC CANopen control** | 0x8015 | yes | CAN_3, CANopen: initialization error | | no | |
| **Panel NMT** | 0x8016 | yes | CAN_3, CANopen: wrong RCE parameter | | no | check cable and CAN H pin163, CAN L pin162 switch off ignition key and measure 60Ohm resistance between CAN_L and CAN_H |
| **Panel not OPERATIONAL** | 0x8017 | yes | CAN_3, CANopen: panel not operational | | no | check cable and CAN H pin163, CAN L pin162 switch off ignition key and measure 60Ohm resistance between CAN_L and CAN_H |
| **RC not OPERATIONAL** | 0x8018 | yes | CAN_3, CANopen: RCE, panel are not working | | no | check cable and CAN H pin163, CAN L pin162 switch off ignition key and measure 60Ohm resistance between CAN_L and CAN_H |
| **stop-error_reserved_26** | 0x8019 | | | | | |
| **stop-error_reserved_27** | 0x801A | | | | | |

# MF2500CS / MF2500CM / MF2500CL
## - Machine Failure-Codes chart

| Error Message | Number | Save | Possible Cause | Effect | Quit | Remedy |
|---|---|---|---|---|---|---|
| **stop-error_reserved_28** | 0x801B | | | | | |
| **stop-error_reserved_29** | 0x801C | | | | | |
| **stop-error_reserved_30** | 0x801D | | | | | |
| **stop-error_reserved_31** | 0x801E | | | | | |
| **stop-error_reserved_32** | 0x801F | | | | | |
| **stop-error_reserved_33** | 0x8020 | | | | | |
| **stop-error_reserved_34** | 0x8021 | | | | | |
| **stop-error_reserved_35** | 0x8022 | | | | | |
| **Program incompatible** | 0x8023 | no | RC36-20/30 with program DYN300 mounted in paver instead of feeder<br><br>see also<br>error Start Condition 0x8007 | no driving possible | active error will be deleted as soon as start condition is full-filled | check program compatibil-ity to machine<br>Pin 120<br>DYNP200=0mV Pav-er2011<br>DYNF300=5000mV Feeder<br>CityPaver=10000mV |
| **stop-error_reserved_37** | 0x8024 | | | | | |
| **stop-error_reserved_38** | 0x8025 | | | | | |
| **stop-error_reserved_39** | 0x8026 | | | | | |
| **stop-error_reserved_40** | 0x8027 | | | | | |
| **stop-error_reserved_41** | 0x8028 | | | | | |
| **stop-error_reserved_42** | 0x8029 | | | | | |
| **stop-error_reserved_43** | 0x802A | | | | | |

## MF2500CS / MF2500CM / MF2500CL
## - Machine Failure-Codes chart

| Error Message | Number | Save | Possible Cause | Effect | Quit | Remedy |
|---|---|---|---|---|---|---|
| **stop-error_reserved_44** | 0x802B | | | | | |
| **stop-error_reserved_45** | 0x802C | | | | | |
| **stop-error_reserved_46** | 0x802D | | | | | |
| **stop-error_reserved_47** | 0x802E | | | | | |
| **stop-error_reserved_48** | 0x802F | | | | | |
| **stop-error_reserved_49** | 0x8030 | | | | | |
| **stop-error_reserved_50** | 0x8031 | | | | | |
| **stop-error_reserved_51** | 0x8032 | | | | | |
| **stop-error_reserved_52** | 0x8033 | | | | | |
| **stop-error_reserved_53** | 0x8034 | | | | | |
| **stop-error_reserved_54** | 0x8035 | | | | | |
| **stop-error_reserved_55** | 0x8036 | | | | | |
| **stop-error_reserved_56** | 0x8037 | | | | | |
| **stop-error_reserved_57** | 0x8038 | | | | | |
| **stop-error_reserved_58** | 0x8039 | | | | | |
| **stop-error_reserved_59** | 0x803A | | | | | |
| **stop-error_reserved_60** | 0x803B | | | | | |
| **stop-error_reserved_61** | 0x803C | | | | | |
| **stop-error_reserved_62** | 0x803D | | | | | |
| **stop-error_reserved_63** | 0x803E | | | | | |

# MF2500CS / MF2500CM / MF2500CL
# - Machine Failure-Codes chart

| Error Message | Number | Save | Possible Cause | Effect | Quit | Remedy |
|---|---|---|---|---|---|---|
| **stop-error_reserved_64** | 0x803F | | | | | |
| **Internal RC overtempera-ture** | 0x8040 | yes | internal temperature inside of RC36-20/30 is bigger than allowed (>105degC) | warning | active error will be deleted if error condition is not true | |
| **Speed Sensor Left** | 0x8041 | yes | speed sensor left faulty | steering controller and speed con-troller will be switched off | active error will be deleted as soon as speed is measured | check cable, pin133 |
| **Speed Sensor Right** | 0x8042 | yes | speed sensor right faulty | steering controller and speed con-troller will be switched off | active error will be deleted as soon as speed is measured | check cable, pin213 |
| **Start Condition** | 0x8043 | no | joystick not neutral at power on, 704SW: additional: joystick not neu-tral at power on<br>see also<br>error Program incompatible 0x8096 | no driving possible | active error will be deleted as soon as start condition is full-filled | set driver lever and 704SW: joystick to neu-tral position before turn-ing on ignition key |
| **Calib Pump Currents** | 0x8044 | yes | automatic calibration of minimum pump currents fault | calibration not completed, cur-rents not stored in EEPROM | no | turn ignition key off, wait 2s and then turn on again; try new calibration |
| **warning_reserved_5** | 0x8045 | | | | | |
| **Drive Limp** | 0x8046 | yes | error drive limit potentiometer<br>or error steering lever<br>or error output/solenoid brake release | transport mode disabled<br>driving reduced to 4m/min | no | ignition off<br>check drive limit potenti-ometer, steering wheel and brake solenoid |
| **Voltage low** | 0x8047 | yes | voltage at ignition key <17V | warning | active error will be deleted if error condition is not true | fuse? |
| **Volt.after P central switch low** | 0x8048 | yes | voltage after proportional central switch <17V when central switch is on | warning | active error will be deleted if error condition is not true | proportional central switch was switched off because of other errors or short cir-cuit after central switch |

# MF2500CS / MF2500CM / MF2500CL
# - Machine Failure-Codes chart

| Error Message | Number | Save | Possible Cause | Effect | Quit | Remedy |
|---|---|---|---|---|---|---|
| **CAN_1 Bus off** | 0x8049 | yes | CAN_1 bus off, probably too many error frames | no communication with DI3 or BODAS-design or BODAS-service possible | active error will be deleted if error condition is not true and joystick neutral,<br>a new initialization of CAN bus will be done by API | check cable and CAN H pin215, CAN L pin216<br>switch off ignition key and measure 60Ohm resistance between CAN_L and CAN_H |
| **CAN_3 Panel** | 0x804A | yes | CAN_3 communication error with panel | panel is not working | no | check power supply of panel<br>check cable and CAN H pin163, CAN L pin162<br>switch off ignition key and measure 60Ohm resistance between CAN_L and CAN_H |
| **warning_reserved_11** | 0x804B | | | | | |
| **warning_reserved_12** | 0x804C | | | | | |
| **warning_reserved_13** | 0x804D | | | | | |
| **warning_reserved_14** | 0x804E | | | | | |
| **warning_reserved_15** | 0x804F | | | | | |
| **warning_reserved_16** | 0x8050 | | | | | |
| **warning_reserved_17** | 0x8051 | | | | | |
| **warning_reserved_18** | 0x8052 | | | | | |
| **warning_reserved_19** | 0x8053 | | | | | |
| **warning_reserved_20** | 0x8054 | | | | | |
| **warning_reserved_21** | 0x8055 | | | | | |

## MF2500CS / MF2500CM / MF2500CL
## - Machine Failure-Codes chart

| Error Message | Number | Save | Possible Cause | Effect | Quit | Remedy |
|---|---|---|---|---|---|---|
| **warning_reserved_22** | 0x8056 | | | | | |
| **warning_reserved_23** | 0x8057 | | | | | |
| **warning_reserved_24** | 0x8058 | | | | | |
| **warning_reserved_25** | 0x8059 | | | | | |
| **warning_reserved_26** | 0x805A | | | | | |
| **warning_reserved_27** | 0x805B | | | | | |
| **warning_reserved_28** | 0x805C | | | | | |
| **warning_reserved_29** | 0x805D | | | | | |
| **warning_reserved_30** | 0x805E | | | | | |
| **warning_reserved_31** | 0x805F | | | | | |
| **warning_reserved_32** | 0x8060 | | | | | |
| **warning_reserved_33** | 0x8061 | | | | | |
| **warning_reserved_34** | 0x8062 | | | | | |
| **warning_reserved_35** | 0x8063 | | | | | |
| **warning_reserved_36** | 0x8064 | | | | | |
| **warning_reserved_37** | 0x8065 | | | | | |
| **warning_reserved_38** | 0x8066 | | | | | |
| **Seat Heating** | 0x8067 | yes | seat heating faulty<br>short circuit / broken solenoid or cable | | active error will be deleted if error condition is not true and joystick neutral | check cable, pin242 |

# MF2500CS / MF2500CM / MF2500CL
## - Machine Failure-Codes chart

| Error Message | Number | Save | Possible Cause | Effect | Quit | Remedy |
|---|---|---|---|---|---|---|
| **Fan** | 0x8068 | yes | solenoid fan faulty<br>short circuit / broken solenoid or cable | | active error will be deleted if error condition is not true and joystick neutral | check cable, pin104 |
| **Hopper open left** | 0x8069 | yes | solenoid hopper open left faulty<br>short circuit / broken solenoid or cable | no | check cable, pin192 | |
| **Hopper close left** | 0x806A | yes | solenoid hopper close left faulty<br>short circuit / broken solenoid or cable | no | check cable, pin191 | |
| **Hopper open right** | 0x806B | yes | solenoid hopper open right faulty<br>short circuit / broken solenoid or cable | no | check cable, pin190 | |
| **Hopper close right** | 0x806C | yes | solenoid hopper close right faulty<br>short circuit / broken solenoid or cable | no | check cable, pin189 | |
| **Hopper raise** | 0x806D | yes | solenoid pump left forward faulty<br>short circuit / broken solenoid or cable | no | check cable, pin194 | |
| **Hopper lower** | 0x806E | yes | solenoid pump left forward faulty<br>short circuit / broken solenoid or cable | no | check cable, pin193 | |
| **warning_reserved_47** | 0x806F | | | | | |
| **warning_reserved_48** | 0x8070 | | | | | |
| **warning_reserved_49** | 0x8071 | | | | | |
| **warning_reserved_50** | 0x8072 | | | | | |
| **warning_reserved_51** | 0x8073 | | | | | |

# MF2500CS / MF2500CM / MF2500CL
# - Machine Failure-Codes chart

| Error Message | Number | Save | Possible Cause | Effect | Quit | Remedy |
|---|---|---|---|---|---|---|
| **warning_reserved_52** | 0x8074 | | | | | |
| **Windscreen Wiper wash** | 0x8075 | yes | windscreen wiper wash faulty<br>short circuit / broken solenoid or cable | active error will be deleted if error condition is not true | check cable, pin243 | |
| **Backward Beep** | 0x8076 | yes | not used | | | |
| **Rot. Flash lamp** | 0x8077 | | not used | | | |
| **Wiper** | 0x8078 | yes | windscreen wiper faulty<br>short circuit / broken solenoid or cable | | active error will be deleted if error condition is not true | check cable, pin244 |
| **Fuel Pump** | 0x8079 | yes | fuel pump faulty<br>short circuit / broken solenoid or cable | | active error will be deleted if error condition is not true | check cable, pin257 |
| **warning_reserved_58** | 0x807A | | | | | |
| **warning_reserved_59** | 0x807B | | | | | |
| **warning_reserved_60** | 0x807C | | | | | |
| **warning_reserved_61** | 0x807D | | | | | |
| **warning_reserved_62** | 0x807E | | | | | |
| **warning_reserved_63** | 0x807F | | | | | |
| **warning_reserved_64** | 0x8080 | | | | | |
| **warning_reserved_65** | 0x8081 | | | | | |
| **warning_reserved_66** | 0x8082 | | | | | |
| **warning_reserved_67** | 0x8083 | | | | | |

| MF2500CS / MF2500CM / MF2500CL<br>- Machine Failure-Codes chart | | | | | | |
|---|---|---|---|---|---|---|
| **Error Message** | **Number** | **Save** | **Possible Cause** | **Effect** | **Quit** | **Remedy** |
| **warning_reserved_68** | 0x8084 | | | | | |
| **warning_reserved_69** | 0x8085 | | | | | |
| **warning_reserved_70** | 0x8086 | | | | | |
| **warning_reserved_71** | 0x8087 | | | | | |
| **Fuel sensor** | 0x8088 | yes | fuel level sensor fault | | active error will be deleted if error condition is not true | check cable, pin168<br>full: 0Ohm, 10,2mA, 5V<br>empty 180Ohm, 7,48mA, 3,66V |
| **Voltage high** | 0x8089 | yes | voltage at ignition key >30V | warning | active error will be deleted if error condition is not true | check battery voltage |
| **Volt.after D central switch low** | 0x808A | yes | voltage after proportional central switch <17V when central switch is on | warning | active error will be deleted if error condition is not true | proportional central switch was switched off because of other errors or short circuit after central switch |
| **Volt.Sensor 10V low** | 0x808B | yes | 8V sensor voltage <9,5V | warning | active error will be deleted if error condition is not true | check sensor voltage pin 232 |
| **Volt.Sensor 10V high** | 0x808C | yes | 8V sensor voltage >10,5V | warning | active error will be deleted if error condition is not true | check sensor voltage pin 232 |
| **Central Lubrication** | 0x808D | yes | solenoid central lubrication faulty short circuit / broken solenoid or cable | no | check cable, pin115 | |
| warning_reserved_78 | 0x808E | | | | | |
| warning_reserved_79 | 0x808F | | | | | |
| warning_reserved_80 | 0x8090 | | | | | |
| warning_reserved_81 | 0x8091 | | | | | |

# MF2500CS / MF2500CM / MF2500CL
# - Machine Failure-Codes chart

| Error Message | Number | Save | Possible Cause | Effect | Quit | Remedy |
|---|---|---|---|---|---|---|
| warning_reserved_82 | 0x8092 | | | | | |
| warning_reserved_83 | 0x8093 | | | | | |
| **CAN_2 engine ET1** | 0x8094 | yes | CAN message with coolant temperature (ET1) from engine ECU not received | engine fan control can not be controlled by coolant temperature | active error will be deleted if error condition is not true and joystick neutral | check CAN_2 and power of engine ECU |
| **CAN_2 engine IC1** | 0x8095 | yes | CAN message with charge air temperature (IC1) message from engine ECU not received | engine fan control can not be controlled by charge air temperature | active error will be deleted if error condition is not true and joystick neutral | check CAN_2 and power of engine ECU |
| **CAN_2 engine FLUID** | 0x8096 | yes | CAN message with engine fluid level, pressure (FLUID) from engine ECU not received | DI3 can not display engine oil pressure correctly | active error will be deleted if error condition is not true and joystick neutral | check CAN_2 and power of engine ECU |
| **CAN_2 engine VOLT** | 0x8097 | yes | CAN message with engine battery voltage (VOLT) from engine ECU not received | DI3 can not display battery voltage correctly | active error will be deleted if error condition is not true and joystick neutral | check CAN_2 and power of engine ECU |
| **warning_reserved_88** | 0x8098 | | | | | |
| **warning_reserved_89** | 0x8099 | | | | | |
| **warning_reserved_90** | 0x809A | | | | | |
| **warning_reserved_91** | 0x809B | | | | | |
| **warning_reserved_92** | 0x809C | | | | | |
| **warning_reserved_93** | 0x809D | | | | | |
| **warning_reserved_94** | 0x809E | | | | | |
| **warning_reserved_95** | 0x809F | | | | | |
| **warning_reserved_96** | 0x80A0 | | | | | |

# MF2500CS / MF2500CM / MF2500CL
## - Machine Failure-Codes chart

| Error Message | Number | Save | Possible Cause | Effect | Quit | Remedy |
|---|---|---|---|---|---|---|
| **warning_reserved_97** | 0x80A1 | | | | | |
| **warning_reserved_98** | 0x80A2 | | | | | |
| **warning_reserved_99** | 0x80A3 | | | | | |
| **Coolant over temperature** | 0x80A4 | yes | | engine fan control can not be controlled by charge air temperature | active error will be deleted if error condition is not true and joystick neutral | check coolant temperature(from engine via CAN2) |
| **Charge air overtemperature** | 0x80A5 | yes | | engine fan control can not be controlled by coolant temperature | active error will be deleted if error condition is not true and joystick neutral | check charge air temperature(from engine via CAN2) |
| **Hydraulic oil overtemperature** | 0x80A6 | yes | temperature sensor | engine fan control can not be controlled by hydraulic oil temperature | active error will be deleted if error condition is not true and joystick neutral | check hydraulic oil sensor Pin121 |
| **warning_reserved_103** | 0x80A7 | | | | | |
| **warning_reserved_104** | 0x80A8 | | | | | |
| **warning_reserved_105** | 0x80A9 | | | | | |
| **Air Filter pollution** | 0x80AA | yes | failure air filter pollution pressure, | | active error will be deleted if error condition is not true | pin157 |
| **Lubrication empty** | 0x80AB | yes | lubrication is on and there is no pressure or pressure switch empty | active error will be deleted if error condition is not true | switch lubrication level empty Pin252 (0V=ok)<br>and<br>pressure switch lubrication system Pin238 (24V=ok) | |
| **warning_reserved_108** | 0x80AC | | | | | |
| **warning_reserved_109** | 0x80AD | | | | | |
| **warning_reserved_110** | 0x80AE | | | | | |

## MF2500CS / MF2500CM / MF2500CL
## - Machine Failure-Codes chart

| Error Message | Number | Save | Possible Cause | Effect | Quit | Remedy |
|---|---|---|---|---|---|---|
| **warning_reserved_111** | 0x80AF | | | | | |
| **warning_reserved_112** | 0x80B0 | | | | | |
| **warning_reserved_113** | 0x80B1 | | | | | |
| **warning_reserved_114** | 0x80B2 | | | | | |
| **warning_reserved_115** | 0x80B3 | | | | | |
| **warning_reserved_116** | 0x80B4 | | | | | |
| **warning_reserved_117** | 0x80B5 | | | | | |
| **warning_reserved_118** | 0x80B6 | | | | | |
| **warning_reserved_119** | 0x80B7 | | | | | |
| **warning_reserved_120** | 0x80B8 | | | | | |
| **warning_reserved_121** | 0x80B9 | | | | | |
| **warning_reserved_122** | 0x80BA | | | | | |
| **Motor left** | 0x80BB | yes | solenoid motor left faulty<br>short circuit / broken solenoid or cable | transport mode not possible | active error will be deleted if error condition is not true and joystick neutral | check cable, pin125 |
| **Motor right** | 0x80BC | yes | solenoid motor right faulty<br>short circuit / broken solenoid or cable | transport mode not possible | active error will be deleted if error condition is not true and joystick neutral | check cable, pin129 |
| **Belt 1 backwd** | 0x80BD | yes | solenoid belt backward faulty<br>short circuit / broken solenoid or cable | no belt movement | no | check cable, pin178 |

## MF2500CS / MF2500CM / MF2500CL
## - Machine Failure-Codes chart

| Error Message | Number | Save | Possible Cause | Effect | Quit | Remedy |
|---|---|---|---|---|---|---|
| **Belt 1 forwd** | 0x80BE | yes | solenoid belt forward1 faulty<br>short circuit / broken solenoid or cable | no | check cable, pin151 | |
| **Belt 2 forwd** | 0x80BF | yes | solenoid belt forward2 faulty<br>short circuit / broken solenoid or cable | no | check cable, pin175 | |
| **Belt 3 forwd** | 0x80C0 | yes | solenoid belt forward3 faulty<br>short circuit / broken solenoid or cable | no | check cable, pin152 | |
| **Belt loose** | 0x80C1 | yes | solenoid belt loose faulty<br>short circuit / broken solenoid or cable | no | check cable, pin196 | |
| **Belt tight** | 0x80C2 | yes | solenoid belt tight faulty<br>short circuit / broken solenoid or cable | no | check cable, pin249 | |
| **Belt raise** | 0x80C3 | yes | solenoid belt raise faulty<br>short circuit / broken solenoid or cable | no | check cable, pin172 | |
| **Belt lower** | 0x80C4 | yes | solenoid belt lower faulty<br>short circuit / broken solenoid or cable | no | check cable, pin195 | |
| **Transverse Belt** | 0x80C5 | yes | solenoid transverse belt faulty<br>short circuit / broken solenoid or cable | no transverse belt movement | no | check cable, pin127 |
| **Transverse Belt left** | 0x80C6 | yes | solenoid transverse belt left faulty<br>short circuit / broken solenoid or cable | no | check cable, pin102 | |

# MF2500CS / MF2500CM / MF2500CL
## - Machine Failure-Codes chart

| Error Message | Number | Save | Possible Cause | Effect | Quit | Remedy |
|---|---|---|---|---|---|---|
| **Transverse Belt right** | 0x80C7 | yes | solenoid transverse belt right faulty short circuit / broken solenoid or cable | no | check cable, pin130 | |
| **Transverse Belt raise** | 0x80C8 | yes | solenoid transverse belt raise faulty short circuit / broken solenoid or cable | no | check cable, pin174 | |
| **Transverse Belt lower** | 0x80C9 | yes | solenoid transverse belt lower faulty short circuit / broken solenoid or cable | no | check cable, pin176 | |
| **Emulsion Belt** | 0x80CA | yes | solenoid emulsion belt faulty short circuit / broken solenoid or cable | active error will be deleted if error condition is not true and joystick neutral | check cable, pin107 | |
| **Emulsion Cleaning** | 0x80CB | yes | solenoid emulsion cleaning faulty short circuit / broken solenoid or cable | active error will be deleted if error condition is not true and joystick neutral | check cable, pin106 | |
| **Spot Belt** | 0x80CC | | not used | | | |
| **Traffic Light Red** | 0x80CD | | not used | | | |
| **Traffic Light Green** | 0x80CE | | not used | | | |
| **Cabin raise** | 0x80CF | yes | solenoid cabin lower forward faulty short circuit / broken solenoid or cable | no cabin movement | no | check cable, pin128 |
| **Cabin lower** | 0x80D0 | yes | solenoid cabin lower faulty short circuit / broken solenoid or cable | no cabin movement | no | check cable, pin150 |
| **Traction raise** | 0x80D1 | yes | solenoid traction raise faulty short circuit / broken solenoid or cable | active error will be deleted if error condition is not true and joystick neutral | check cable, pin188 | |

# MF2500CS / MF2500CM / MF2500CL
# - Machine Failure-Codes chart

| Error Message | Number | Save | Possible Cause | Effect | Quit | Remedy |
|---|---|---|---|---|---|---|
| **Traction lower** | 0x80D2 | yes | solenoid traction lower faulty<br>short circuit / broken solenoid or cable | active error will be deleted if error condition is not true and joystick neutral | check cable, pin187 | |
| **Emulsion sensor** | 0x80D3 | yes | emulsion level sensor fault | | active error will be deleted if error condition is not true | check cable, pin218<br>full: 0Ohm, 10,2mA, 5V<br>empty 180Ohm, 7,48mA, 3,66V |
| **Sensor Length Belt** | 0x80D4 | yes | belt length sensor fault | | active error will be deleted if error condition is not true | check pin 135<br>0,5V..4,5V |
| **Sensor Material Belt Sonic** | 0x80D5 | yes | belt material sensor fault (Sonic) | switched to manually | active error will be deleted if error condition is not true | check pin 217<br>2V..8V |
| **Joystick Drive Lever** | 0x80D6 | yes | joystick redundancy error<br>(direction: backward about 0,5V..forward about 4,5V) pin135<br>does not fit with opposite signal at pin redundancy input pin134 | no driving possible | no | **Type 704SW only: additional joystick on driver seat armrest**<br>make a new joystick calibration with BODAS-service |
| **Joystick Scroller** | 0x80D7 | yes | joystick scroller error<br>probably middle position not calibrated<br>(direction: decrease belt speed about 0,5V..increase belt speed about 4,5V) pin211 | no driving possible | no | **Type 704SW only: additional joystick on driver seat armrest**<br>make a new joystick scroller calibration with BODAS-service |
| **swing belt** | 0x80D8 | yes | not used | | | |
| **Belt hight sensor** | 0x80D9 | yes | belt hight sensor fault | no use of hight control not possible | active error will be deleted if error condition is not true | check pin 144<br>0,5V..4,5V |
| **warning_reserved_154** | 0x80DA | | | | | |
| **warning_reserved_155** | 0x80DB | | | | | |

## MF2500CS / MF2500CM / MF2500CL
## - Machine Failure-Codes chart

| Error Message | Number | Save | Possible Cause | Effect | Quit | Remedy |
|---|---|---|---|---|---|---|
| **warning_reserved_156** | 0x80DC | | | | | |
| **warning_reserved_157** | 0x80DD | | | | | |
| **warning_reserved_158** | 0x80DE | | | | | |
| **warning_reserved_159** | 0x80DF | | | | | |
| **warning_reserved_160** | 0x80E0 | | | | | |
| **warning_reserved_161** | 0x80E1 | | | | | |
| **warning_reserved_162** | 0x80E2 | | | | | |
| **warning_reserved_163** | 0x80E3 | | | | | |
| **warning_reserved_164** | 0x80E4 | | | | | |
| **warning_reserved_165** | 0x80E5 | | | | | |
| **warning_reserved_166** | 0x80E6 | | | | | |
| **warning_reserved_167** | 0x80E7 | | | | | |
| **warning_reserved_168** | 0x80E8 | | | | | |
| **warning_reserved_169** | 0x80E9 | | | | | |
| **warning_reserved_170** | 0x80EA | | | | | |
| **warning_reserved_171** | 0x80EB | | | | | |
| **warning_reserved_172** | 0x80EC | | | | | |
| **warning_reserved_173** | 0x80ED | | | | | |
| **warning_reserved_174** | 0x80EE | | | | | |
| **warning_reserved_175** | 0x80EF | | | | | |

## MF2500CS / MF2500CM / MF2500CL
## - Machine Failure-Codes chart

| Error Message | Number | Save | Possible Cause | Effect | Quit | Remedy |
|---|---|---|---|---|---|---|
| **warning_reserved_176** | 0x80F0 | | | | | |
| **warning_reserved_177** | 0x80F1 | | | | | |
| **warning_reserved_178** | 0x80F2 | | | | | |
| **warning_reserved_179** | 0x80F3 | | | | | |
| **warning_reserved_180** | 0x80F4 | | | | | |
| **warning_reserved_181** | 0x80F5 | | | | | |
| **warning_reserved_182** | 0x80F6 | | | | | |
| **warning_reserved_183** | 0x80F7 | | | | | |
| **warning_reserved_184** | 0x80F8 | | | | | |
| **warning_reserved_185** | 0x80F9 | | | | | |
| **warning_reserved_186** | 0x80FA | | | | | |
| **warning_reserved_187** | 0x80FB | | | | | |
| **warning_reserved_188** | 0x80FC | | | | | |
| **warning_reserved_189** | 0x80FD | | | | | |
| **warning_reserved_190** | 0x80FE | | | | | |
| **warning_reserved_191** | 0x80FF | | | | | |
| **warning_reserved_192** | 0x8100 | | | | | |
| **warning_reserved_193** | 0x8101 | | | | | |
| **warning_reserved_194** | 0x8102 | | | | | |
| **warning_reserved_195** | 0x8103 | | | | | |

## MF2500CS / MF2500CM / MF2500CL
## - Machine Failure-Codes chart

| Error Message | Number | Save | Possible Cause | Effect | Quit | Remedy |
|---|---|---|---|---|---|---|
| **warning_reserved_196** | 0x8104 | | | | | |
| **warning_reserved_197** | 0x8105 | | | | | |
| **warning_reserved_198** | 0x8106 | | | | | |
| **warning_reserved_199** | 0x8107 | | | | | |
| **warning_reserved_200** | 0x8108 | | | | | |
| **warning_reserved_201** | 0x8109 | | | | | |
| **warning_reserved_202** | 0x810A | | | | | |
| **warning_reserved_203** | 0x810B | | | | | |
| **warning_reserved_204** | 0x810C | | | | | |
| **warning_reserved_205** | 0x810D | | | | | |
| **warning_reserved_206** | 0x810E | | | | | |
| **warning_reserved_207** | 0x810F | | | | | |
| **warning_reserved_208** | 0x8110 | | | | | |
| **warning_reserved_209** | 0x8111 | | | | | |
| **warning_reserved_210** | 0x8112 | | | | | |
| **warning_reserved_211** | 0x8113 | | | | | |
| **warning_reserved_212** | 0x8114 | | | | | |
| **warning_reserved_213** | 0x8115 | | | | | |
| **warning_reserved_214** | 0x8116 | | | | | |
| **warning_reserved_215** | 0x8117 | | | | | |

## MF2500CS / MF2500CM / MF2500CL
## - Machine Failure-Codes chart

| Error Message | Number | Save | Possible Cause | Effect | Quit | Remedy |
|---|---|---|---|---|---|---|
| **warning_reserved_216** | 0x8118 | | | | | |
| **warning_reserved_217** | 0x8119 | | | | | |
| **warning_reserved_218** | 0x811A | | | | | |
| **warning_reserved_219** | 0x811B | | | | | |
| **warning_reserved_220** | 0x811C | | | | | |
| **warning_reserved_221** | 0x811D | | | | | |
| **warning_reserved_222** | 0x811E | | | | | |
| **warning_reserved_223** | 0x811F | | | | | |
| **warning_reserved_224** | 0x8120 | | | | | |
| **warning_reserved_225** | 0x8121 | | | | | |
| **warning_reserved_226** | 0x8122 | | | | | |
| **warning_reserved_227** | 0x8123 | | | | | |
| **warning_reserved_228** | 0x8124 | | | | | |
| **warning_reserved_229** | 0x8125 | | | | | |
| **warning_reserved_230** | 0x8126 | | | | | |
| **warning_reserved_231** | 0x8127 | | | | | |
| **warning_reserved_232** | 0x8128 | | | | | |
| **warning_reserved_233** | 0x8129 | | | | | |
| **warning_reserved_234** | 0x812A | | | | | |
| **warning_reserved_235** | 0x812B | | | | | |

## MF2500CS / MF2500CM / MF2500CL
## - Machine Failure-Codes chart

| Error Message | Number | Save | Possible Cause | Effect | Quit | Remedy |
|---|---|---|---|---|---|---|
| **warning_reserved_236** | 0x812C | | | | | |
| **warning_reserved_237** | 0x812D | | | | | |
| **warning_reserved_238** | 0x812E | | | | | |
| **warning_reserved_239** | 0x812F | | | | | |
| **warning_reserved_240** | 0x8130 | | | | | |
| **warning_reserved_241** | 0x8131 | | | | | |
| **warning_reserved_242** | 0x8132 | | | | | |
| **warning_reserved_243** | 0x8133 | | | | | |
| **warning_reserved_244** | 0x8134 | | | | | |
| **warning_reserved_245** | 0x8135 | | | | | |
| **warning_reserved_246** | 0x8136 | | | | | |
| **warning_reserved_247** | 0x8137 | | | | | |
| **warning_reserved_248** | 0x8138 | | | | | |
| **warning_reserved_249** | 0x8139 | | | | | |
| **warning_reserved_250** | 0x813A | | | | | |
| **warning_reserved_251** | 0x813B | | | | | |
| **warning_reserved_252** | 0x813C | | | | | |
| **warning_reserved_253** | 0x813D | | | | | |
| **warning_reserved_254** | 0x813E | | | | | |
| **warning_reserved_255** | 0x813F | | | | | |

## MF2500CS / MF2500CM / MF2500CL
## - Machine Failure-Codes chart

| Error Message | Number | Save | Possible Cause | Effect | Quit | Remedy |
|---|---|---|---|---|---|---|
| **warning_reserved_256** | 0x8140 | | | | | |

# 9 Machine Failure-Codes chart MF2500CS / MF2500CM / MF2500CL „2019“

☞ Relevant for machines with family codes:

| Machine | Type | Family Code |
|---|---|---|
| **MF2500CS** | 704 | 02458 |
| | | 02459 |
| | | 02461 |
| **MF2500CM** | 705 | 02486 |
| | | 02488 |
| | | 02491 |
| | | 02493 |
| | | 02494 |

| MF2500CS / MF2500CM / MF2500CL<br>- Machine Failure-Codes chart | | | | | | |
|---|---|---|---|---|---|---|
| **Error Message** | **Number** | **Save** | **Possible Cause** | **Effect** | **Quit** | **Remedy** |
| **Drive Lever** | 0x8000 | yes | Redundancy<br>error (direction:<br>backward about 0,5V..forward about 4,5V) pin 166<br>does not fit with opposite signal at pin redundancy input pin 217 | driving blokked<br>and safety function released | no | Check wiring, check process data 1.1-1.2, calibrate drive lever parameter |
| **Inching** | 0x8001 | yes | iching pedal pin<br>226 redundancy error does not fit with opposite signal at redundancy input pin 139 | Drive Limp error<br>will be set vehicle will be stopped driver has to set joystick to neutral driving is then possible up to limited speed | no | Check process data 1.3-1.4 check Master Pin 226 0,5V..4,5V and<br>Master Pin 139 4,5V..0,5V, |
| **Steer Lever** | 0x8002 | yes | redundancy<br>error (Track: direction: left about 0,5V..right about 4,5V) pin164 does not fit with opposite signal at pin redundancy input pin231) | limp home | no | Check wiring, process data 1.5-1.6 calibrate steer lever |
| **Volt after P centr switch off** | 0x8003 | yes | check in start<br>condition: voltage after proportional central switch<br>>4V when central switch is off | driving blokked | no | backward feeding of proportional central switch due to a wiring<br>harness failure |
| **Volt after D centr switch off** | 0x8004 | yes | check in start<br>condition: voltage after digital central switch high when central switch is off | driving blokked | no | backward feeding of digital central switch due to a wiring harness<br>failure |
| **Voltage Sensor 5V low** | 0x8005 | yes | VSS_3 5V<br>sensor voltage<br><4,5V | driving blokked | active error will be<br>deleted if 5V sensor voltage >4,7V and joystick neutral | check voltage at Master Pin 255 |
| **Voltage Sensor 5V high** | 0x8006 | yes | VSS_3 5V<br>sensor voltage<br>>5,5V | driving blokked | active error will be<br>deleted if 5V sensor voltage <5,3V and joystick neutral | check voltage at Master Pin 255 |

## MF2500CS / MF2500CM / MF2500CL
## - Machine Failure-Codes chart

| Error Message | Number | Save | Possible Cause | Effect | Quit | Remedy |
|---|---|---|---|---|---|---|
| **SYS check** | 0x8007 | | no text available | no text available | | no text available |
| **Brake release** | 0x8008 | yes | brake solenoid<br>faulty short circuit /broken<br>solenoid or cable | Drive Limp error<br>will be set vehicle will be stopped driver has to set joystick to neutral. driving is then possible up to limited speed | no | check brake solenoid<br>Master Pin 244 |
| **Pump left forwd.** | 0x8009 | yes | solenoid pump<br>left forward faulty short circuit / bro-ken<br>solenoid or cable | Track: no<br>forward driving possible Wheel: No actuation of left wheel when driving forward | no | check pump left forward solenoid Master Pin 153, Master Pin 183 |
| **Pump left backwd.** | 0x800A | yes | solenoid pump<br>left backward faulty short circuit / broken<br>solenoid or cable | Track: no<br>backward driving possible<br>Wheel: No actuation of left wheel when driving backward | no | check<br>pump left backward sole-noid Master Pin 177, Master Pin 183 |
| **Pump right forwd.** | 0x800B | yes | solenoid pump<br>right forward faulty<br>short circuit / broken solenoid or cable | Track: no<br>forward driving possible Wheel: No<br>actuation of right wheel when dri-ving forward | no | check<br>pump right forward sole-noid Master Pin 154, Master Pin 179 |
| **Pump right backwd.** | 0x800C | yes | solenoid pump<br>right backward faulty<br>short circuit / broken solenoid or cable | Track: no<br>backward driving possible<br>Wheel: No actuation of right wheel when driving backward | no | check<br>pump right backward sole-noid Master Pin 1178, Master Pin 179 |
| **reserved_800D** | 0x800D | | not used | | | |
| **reserved_800E** | 0x800E | | not used | | | |
| **reserved_800F** | 0x800F | | not used | | | |

## MF2500CS / MF2500CM / MF2500CL
## - Machine Failure-Codes chart

| Error Message | Number | Save | Possible Cause | Effect | Quit | Remedy |
|---|---|---|---|---|---|---|
| **Slave missing** | 0x8010 | yes | Connection to Slave controller on Can1 lost. Parameter 1&2 Connection lost, 3 wrong software on slave controller (not compatibel) | Stop of machine, afterwards driving and master functionality possible | no | Check CAN_1 wiring CanH Master Pin 215, CanL Master Pin 216 and switch off ignition key and measure 60Ohm resistance between CAN_L and CAN_H |
| **CAN_2 engine EEC1** | 0x8011 | yes | CAN message with engine speed (EEC1) from engine ECU not received | DI4 can not display engine speed correctly | no | check CAN_2 and power of engine ECU |
| **CAN_2 Bus off** | 0x8012 | yes | CAN_2 bus off, probably too many error frames | no driving possible | active error will be deleted if error condition is not true and joystick neutral, a new initialization of CAN bus will be done by API | check cable and CAN H Master Pin 253, CAN L Master Pin 254 switch off ignition key and measure 60Ohm resistance between CAN_L and CAN_H |
| **CAN_3 Bus off** | 0x8013 | yes | CAN_3 bus off, probably too many error frames | panel is not working | active error will be deleted if error condition is not true and joystick neutral, a new initialization of CAN bus will be done by API | check cable and CAN H Master Pin 163, CAN L Master Pin 162 switch off ignition key and measure 60Ohm resistance between CAN_L and CAN_H |
| **RC CANopen paramset** | 0x8014 | yes | CAN_3, CANopen: parameter error | | no | |
| **RC CANopen control** | 0x8015 | yes | CAN_3, CANopen: initialization error | | no | |
| **Panel NMT** | 0x8016 | yes | CAN_3, CANopen: wrong RCE parameter | | no | check cable and CAN H Master Pin 163, CAN L Master Pin 162 switch off ignition key and measure 60Ohm resistance between CAN_L and CAN_H |

| MF2500CS / MF2500CM / MF2500CL<br>- Machine Failure-Codes chart | | | | | | |
|---|---|---|---|---|---|---|
| **Error Message** | **Number** | **Save** | **Possible Cause** | **Effect** | **Quit** | **Remedy** |
| **Panel not OPERATIONAL** | 0x8017 | yes | CAN_3,<br>CANopen: RCE not operational | | no | check cable and CAN H Master Pin 163, CAN L Master Pin 162<br>switch off ignition key and measure 60Ohm resistance between CAN_L and CAN_H |
| **RC not OPERATIONAL** | 0x8018 | yes | CAN_3,<br>CANopen: RCE, panel are not working | | no | check cable and CAN H Master Pin 163, CAN L Master Pin 162<br>switch off ignition key and measure 60Ohm resistance between CAN_L and CAN_H |
| **reserved_8019** | 0x8019 | | not used | | | |
| **reserved_801A** | 0x801A | | not used | | | |
| **reserved_801B** | 0x801B | | not used | | | |
| **reserved_801C** | 0x801C | | not used | | | |
| **reserved_801D** | 0x801D | | not used | | | |
| **reserved_801E** | 0x801E | | not used | | | |
| **reserved_801F** | 0x801F | | not used | | | |
| **reserved_8020** | 0x8020 | | not used | | | |
| **reserved_8021** | 0x8021 | | not used | | | |
| **reserved_8022** | 0x8022 | | not used | | | |

| MF2500CS / MF2500CM / MF2500CL<br>- Machine Failure-Codes chart | | | | | | |
|---|---|---|---|---|---|---|
| **Error Message** | **Number** | **Save** | **Possible Cause** | **Effect** | **Quit** | **Remedy** |
| **safety API pump left** | 0x8023 | | API<br>safout_getStatus xt error<br>solenoid pump left forward or backward faulty short circuit / broken solenoid or cable | Limp home | active error will be deleted if error condition is not true | check pump left forward and backward solenoid Master Pin 153, solenoid Master Pin 177,<br>and Low-side: Master Pin 183 |
| **safety API pump right** | 0x8024 | | API<br>safout_getStatus xt error<br>solenoid pump left forward or backward faulty short circuit / broken solenoid or cable | Limp home | active error will be deleted if error condition is not true | check pump left forward and backward solenoid Master Pin 154, solenoid Master Pin 178,<br>and Low-side: Master Pin 179 |
| **safety API EP motor** | 0x8025 | | API<br>safout_getStatus xt error<br>solenoid EP motor left or right faulty short circuit / broken solenoid or cable | Limp home | active error will be deleted if error condition is not true | check EP motor solenoid Master Pin 151, solenoid Master Pin 175,<br>and Low-side: Master Pin 185 |
| **reserved_8026** | 0x8026 | | not used | | | |
| **drive_state_blocked** | 0x8027 | | error parameter:<br>see other errors | driving blokked | Reset if other errors are reset | check condition/other errors depending on error parameter |
| **reserved_8028** | 0x8028 | | not used | | | |
| **reserved_8029** | 0x8029 | | not used | | | |
| **Speed Sensor Left** | 0x802A | | speed sensor<br>left faulty or blocked wheel | Track: Steering controller(s) and speed controller will be switched off<br>Wheel: Limp home | Track: active error will be deleted as soon as speed is measured<br>Wheel: No | check cable, Master Pin 110 and Master Pin 111 |

# MF2500CS / MF2500CM / MF2500CL
## - Machine Failure-Codes chart

| Error Message | Number | Save | Possible Cause | Effect | Quit | Remedy |
|---|---|---|---|---|---|---|
| **Speed Sensor Right** | 0x802B | | speed sensor right faulty or blocked wheel | Track: steering controller(s) and speed controller will be switched off Wheel: Limp home | Track: active error will be deleted as soon as speed is measured Wheel: No | check cable, Master Pin 213 and Pin 208 |
| **CAN_1 Bus off** | 0x802C | | CAN_1 bus off, probably too many error frames | no communication with BODAS-design or BODAS-service possible, driving blokked | active error will be deleted if error condition is not true and joystick neutral, a new initialization of CAN bus will be done after 0,5s | check cable and CAN H Master Pin 215, CAN L Master Pin 216 switch off ignition key and measure 60Ohm resistance between CAN_L and CAN_H |
| **Emergency Stop Slave** | 0x802D | | Emergency stop on slave active but not on master | no communication with BODAS-design or BODAS-service possible, driving blokked | active error will be deleted if error condition is not true | check cable on Slave Pin 228 or Slave Pin 114 on slave controller |
| **speed Simulation ON** | 0x802E | | not in use | not in use | | not in use |
| **hwmonitor** | 0x802F | yes | hardware monitor error | driving blokked | active error will be deleted if error condition is not true | check API despription: mo errors |
| **software incompatible** | 0x8030 | yes | Software of master is not compatible ñ not dynp600 | driving blokked | No | Check input at pin 138 |
| **reserved_8031** | 0x8031 | | not used | | | |
| **safety_function** | 0x8032 | yes | Safety function is released Parameter: 18-Drive lever, 130- horizontal movement of screed, 160-169 wrong speed difference L to R, 170-175 wrong direction, 190-192 blocked wheel one side, 220-221 safe deceleration | Limp home | No | Check parameter, and process data |

## MF2500CS / MF2500CM / MF2500CL
## - Machine Failure-Codes chart

| Error Message | Number | Save | Possible Cause | Effect | Quit | Remedy |
|---|---|---|---|---|---|---|
| **Controller configuration** | 0x8033 | yes | Input pins 211, 144, 224 don't. | start condition not fulfilled, no driving possible | No | |
| **PWRON_EMERGENCY_-STOP** | 0x8034 | no | Power supply is disabled by inhibit or output- enable input pin emergency stop button pressed? | start condition not fulfilled, no driving possible | active error will be deleted if error condition is not true | Master Pin 228 ubat Master Pin 114 ground |
| **PWRON_REVERSE_POWER** | 0x8035 | yes | Unexpected state of power supply for power stages previous to switch-off tests. This could be caused by an output pin which is connected to external power supply , short circuit from H side output to battery? | start condition not fulfilled, no driving possible | active error will be deleted if error condition is not true | check all output pins |
| **PWRON_POWERSWITCH_2** | 0x8036 | yes | Power supply cannot be switched on for switch-off tests. Check for error messages indicating that VP is switched off due to hardware or monitoring errors. | start condition not fulfilled, no driving possible | active error will be deleted if error condition is not true | check voltage at pin 201 fuse? |
| **PWRON_POWERSUPPLY** | 0x8037 | no | No power supply | start condition not fulfilled, no driving possible | active error will be deleted if error condition is not true | check voltage at pin 201 fuse? |
| **PWRON_POWERSWITCH_1** | 0x8038 | yes | Setting VP ON is locked (because of hardware monitor error). | start condition not fulfilled, no driving possible | active error will be deleted if error condition is not true | |
| **PWRON_STARTCONDITION_2** | 0x8039 | no | checked during power on(start condition) joystick not neutral(driving or steering) or drive error or steer error | start condition not fulfilled, no driving possible | active error will be deleted if error condition is not true | check joystick |

## MF2500CS / MF2500CM / MF2500CL
## - Machine Failure-Codes chart

| Error Message | Number | Save | Possible Cause | Effect | Quit | Remedy |
|---|---|---|---|---|---|---|
| **PWRON_HWMONITOR_2** | 0x803A | yes | checked during<br>power on(start condition) monitor has detected a fault, monitor sets own error | start condition<br>not fulfilled, no driving possible | active error will be deleted if error condition is not true | see specific monitor error |
| **PWRON_ENGINE_SPEED** | 0x803B | yes | not used<br>to allow maintenance on pumps, solenoids without running engine<br>checked during power on(start condition) engine not running | start condition<br>not fulfilled, no driving possible | active error will be deleted if error condition is not true | start engine |
| **PWRON_STARTCONDITION_1** | 0x803C | no | checked during<br>power on(start condition) message CAN_1_JOY<br>received | start condition<br>not fulfilled, no driving possible | active error will be deleted if error condition is not true | check CAN_1 and joystick |
| **PWRON_HWMONITOR_1** | 0x803D | yes | checked during<br>power on(start condition) monitor has detected a fault, monitor sets own error | start condition<br>not fulfilled, no driving possible | active error will be deleted if error condition is not true | see specific monitor error |
| **PWRON_SUPPLY_VSS** | 0x803E | yes | checked during<br>power on(start condition) VSS1 <=4,5V<br>or VSS_2<br><=9,5V<br>or VSS3 <=4,5V | start condition<br>not fulfilled, no driving possible | active error will be deleted if error condition is not true | ckeck VSS_1, Master Pin 219<br>VSS_2, Master Pin 232<br>VSS_3, Master Pin 255r |
| **PWRON_SUPPLY_VB_LOW** | 0x803F | no | checked during<br>power on(start condition) battery voltage<br><= 8,5V | start condition<br>not fulfilled, no driving possible | active error will be deleted if error condition is not true | check voltage at pin 245 fuse? |
| **Internal RC overtemperature** | 0x8040 | yes | internal<br>temperature inside of RC36- 20/30 is bigger than allowed (>105degC) | warning | active error will be deleted if error condition is not true | |
| **reserved_8041** | 0x8041 | | not used | | | |

| MF2500CS / MF2500CM / MF2500CL<br>- Machine Failure-Codes chart | | | | | | |
|---|---|---|---|---|---|---|
| **Error Message** | **Number** | **Save** | **Possible Cause** | **Effect** | **Quit** | **Remedy** |
| **reserved_8042** | 0x8042 | | not used | | | |
| **Start Condition** | 0x8043 | no | joystick not neutral at power on | no driving possible | active error will be deleted as soon as start condition is fullfilled | set joystick to neutral position before turning on ignition key |
| **Calib Pump Currents** | 0x8044 | yes | automatic calibration of minimum pump currents fault | calibration not completed, currents not stored in EEPROM | no | turn ignition key off, wait 2s and then turn on again; try new calibration |
| **reserved_8045** | 0x8045 | | not used | | | |
| **Drive Limp** | 0x8046 | yes | error drive limit potentiometer or error steering lever or error output/solenoid brake release - see other errors | transport mode disabled driving reduced to 4m/min | no | ignition off check drive limit potentiometer, steering wheel and brake solenoid |
| **Voltage low** | 0x8047 | yes | voltage at ignition key <17V | warning | active error will be deleted if error condition is not true | fuse? |
| **Volt after P centr switch low** | 0x8048 | yes | voltage after proportional central switch <17V when central switch is on | warning | active error will be deleted if error condition is not true | proportional central switch was switched off because of other errors or short circuit after central switch |
| **reserved_8049** | 0x8049 | | not used | | | |

| MF2500CS / MF2500CM / MF2500CL<br>- Machine Failure-Codes chart | | | | | | |
|---|---|---|---|---|---|---|
| **Error Message** | **Number** | **Save** | **Possible Cause** | **Effect** | **Quit** | **Remedy** |
| **CAN_3 Panel** | 0x804A | yes | CAN_3<br>communication error with panel | RCE12-4/22 and<br>panel are not working | no | check power supply of panel<br>check cable and CAN H Master Pin 163, CAN L Master Pin 162 switch off ignition key and measure 60Ohm resistance between CAN_L and CAN_H |
| **CAN_4 Radar** | 0x804B | yes | CAN_4<br>communication error with MOBA screed controller | screed controller<br>is not working | no | Only with radar distance sensor:<br>check cable and CAN H Master Pin 161, CAN L Master Pin 160 switch off ignition key and measure 60Ohm resistance between CAN_L and CAN_H |
| **CAN_4 Bus off** | 0x804C | yes | CAN_4 bus off,<br>probably too many error frames | screed controller<br>is not working | active error will be deleted if error condition is not true and joystick neutral, a new initialization of CAN bus will be done by API | Only with radar distance sensor:<br>check cable and CAN H Master Pin 161, CAN L Master Pin 160 switch off ignition key and measure 60Ohm resistance between CAN_L and CAN_H |
| **reserved_804D** | 0x804D | | not used | | | |
| **reserved_804E** | 0x804E | | not used | | | |

| MF2500CS / MF2500CM / MF2500CL - Machine Failure-Codes chart | | | | | | |
|---|---|---|---|---|---|---|
| **Error Message** | **Number** | **Save** | **Possible Cause** | **Effect** | **Quit** | **Remedy** |
| **reserved_804F** | 0x804F | | not used | | | |
| **reserved_8050** | 0x8050 | | not used | | | |
| **reserved_8051** | 0x8051 | | not used | | | |
| **reserved_8052** | 0x8052 | | not used | | | |
| **reserved_8053** | 0x8053 | | not used | | | |
| **reserved_8054** | 0x8054 | | not used | | | |
| **reserved_8055** | 0x8055 | | not used | | | |
| **reserved_8056** | 0x8056 | | not used | | | |
| **reserved_8057** | 0x8057 | | not used | | | |
| **reserved_8058** | 0x8058 | | not used | | | |
| **reserved_8059** | 0x8059 | | not used | | | |
| **reserved_805A** | 0x805A | | not used | | | |
| **reserved_805B** | 0x805B | | not used | | | |
| **reserved_805C** | 0x805C | | not used | | | |
| **reserved_805D** | 0x805D | | not used | | | |
| **reserved_805E** | 0x805E | | not used | | | |
| **reserved_805F** | 0x805F | | not used | | | |

## MF2500CS / MF2500CM / MF2500CL
## - Machine Failure-Codes chart

| Error Message | Number | Save | Possible Cause | Effect | Quit | Remedy |
|---|---|---|---|---|---|---|
| **reserved_8060** | 0x8060 | | not used | | | |
| **reserved_8061** | 0x8061 | | not used | | | |
| **reserved_8062** | 0x8062 | | not used | | | |
| **reserved_8063** | 0x8063 | | not used | | | |
| **reserved_8064** | 0x8064 | | not used | | | |
| **reserved_8065** | 0x8065 | | not used | | | |
| **reserved_8066** | 0x8066 | | not used | | | |
| **Seat Heating** | 0x8067 | yes | seat heating<br>faulty<br>short circuit / broken solenoid or cable | | active error will be deleted if error condition is not true and joystick neutral | check cable, Slave Pin 185 |
| **Fan** | 0x8068 | yes | solenoid fan<br>faulty<br>short circuit / broken solenoid or cable | | active error will be deleted if error condition is not true and joystick neutral | check cable, Master Pin 125 |
| **Hopper open left** | 0x8069 | yes | solenoid hopper<br>open left faulty short circuit / broken solenoid or cable | | no | check cable, Slave Pin 153 |
| **Hopper close left** | 0x806A | yes | solenoid hopper<br>close left faulty short circuit / broken solenoid or cable | | no | check cable, Slave Pin 177 |
| **Hopper open right** | 0x806B | yes | solenoid hopper<br>open right faulty short circuit / broken solenoid or cable | | no | check cable, Slave Pin 154 |

| MF2500CS / MF2500CM / MF2500CL<br>- Machine Failure-Codes chart | | | | | | |
|---|---|---|---|---|---|---|
| **Error Message** | **Number** | **Save** | **Possible Cause** | **Effect** | **Quit** | **Remedy** |
| **Hopper close right** | 0x806C | yes | solenoid hopper<br>close right faulty short circuit / bro-<br>ken solenoid or cable | | no | check cable, Slave Pin<br>178 |
| **Hopper raise** | 0x806D | yes | solenoid pump<br>left forward faulty<br>short circuit / broken solenoid or<br>cable | | no | check cable, Slave Pin<br>151 |
| **Hopper lower** | 0x806E | yes | solenoid pump<br>left forward faulty<br>short circuit / broken solenoid or<br>cable | | no | check cable, Slave Pin<br>175 |
| **Distance laser** | 0x806F | yes | sensor failure<br>when distance laser active | | no | check cable, Master Pin<br>169 |
| **reserved_8070** | 0x8070 | | not used | | | |
| **reserved_8071** | 0x8071 | | not used | | | |
| **reserved_8072** | 0x8072 | | not used | | | |
| **reserved_8073** | 0x8073 | | not used | | | |
| **reserved_8074** | 0x8074 | | not used | | | |
| **Windscreen Wiper wash** | 0x8075 | yes | windscreen<br>wiper wash faulty<br>short circuit / broken solenoid or<br>cable | | active error will be<br>deleted if error condition is<br>not true and joystick neutral | check cable, Slave Pin<br>184 |
| **Backward Beep** | 0x8076 | yes | backward beep<br>faulty<br>short circuit / broken solenoid or<br>cable | | active error will be<br>deleted if error condition is<br>not true and joystick neutral | check cable, Master Pin<br>182 |

# MF2500CS / MF2500CM / MF2500CL
## - Machine Failure-Codes chart

| Error Message | Number | Save | Possible Cause | Effect | Quit | Remedy |
|---|---|---|---|---|---|---|
| **Rot. Flash lamp** | 0x8077 | yes | rotating flashing lamp faulty short circuit / broken solenoid or cable | | active error will be deleted if error condition is not true and joystick neutral | check cable, Slave Pin 179 |
| **Wiper** | 0x8078 | yes | windscreen wiper faulty short circuit / broken solenoid or cable | | active error will be deleted if error condition is not true and joystick neutral | check cable, Slave Pin 183 |
| **reserved_8079** | 0x8079 | | not used | | | |
| **reserved_807A** | 0x807A | | not used | | | |
| **reserved_807B** | 0x807B | | not used | | | |
| **reserved_807C** | 0x807C | | not used | | | |
| **reserved_807D** | 0x807D | | not used | | | |
| **reserved_807E** | 0x807E | | not used | | | |
| **reserved_807F** | 0x807F | | not used | | | |
| **reserved_8080** | 0x8080 | | not used | | | |
| **reserved_8081** | 0x8081 | | not used | | | |
| **reserved_8082** | 0x8082 | | not used | | | |
| **reserved_8083** | 0x8083 | | not used | | | |
| **reserved_8084** | 0x8084 | | not used | | | |
| **reserved_8085** | 0x8085 | | not used | | | |
| **reserved_8086** | 0x8086 | | not used | | | |

| MF2500CS / MF2500CM / MF2500CL<br>- Machine Failure-Codes chart | | | | | | |
|---|---|---|---|---|---|---|
| **Error Message** | **Number** | **Save** | **Possible Cause** | **Effect** | **Quit** | **Remedy** |
| **reserved_8087** | 0x8087 | | not used | | | |
| **Fuel sensor** | 0x8088 | yes | | | active error will be deleted if error condition is not true | check cable, Master Pins 219 and 167 |
| **Voltage high** | 0x8089 | yes | voltage at ignition key >30V | warning | active error will be deleted if error condition is not true | check battery voltage |
| **Volt after D centr switch low** | 0x808A | yes | voltage after proportional central switch <17V when central switch is on | warning | active error will be deleted if error condition is not true | proportional central switch was switched off because of other errors or short circuit after central switch |
| **Voltage Sensor 10V low** | 0x808B | yes | 8V sensor voltage <9,5V | warning | active error will be deleted if error condition is not true | check sensor voltage pin 232 |
| **Voltage Sensor 10V high** | 0x808C | yes | 8V sensor voltage >10,5V | warning | active error will be deleted if error condition is not true | check sensor voltage pin 232 |
| **Chain Lubrication** | 0x808D | yes | solenoid central lubrication faulty short circuit / broken solenoid or cable | | no | check cable, Slave Pin 182 |
| **reserved_808E** | 0x808E | | not used | | | |
| **reserved_808F** | 0x808F | | not used | | | |
| **reserved_8090** | 0x8090 | | not used | | | |
| **reserved_8091** | 0x8091 | | not used | | | |
| **reserved_8092** | 0x8092 | | not used | | | |

## MF2500CS / MF2500CM / MF2500CL
## - Machine Failure-Codes chart

| Error Message | Number | Save | Possible Cause | Effect | Quit | Remedy |
|---|---|---|---|---|---|---|
| **reserved_8093** | 0x8093 | | not used | | | |
| **CAN_2 engine ET1** | 0x8094 | yes | CAN message with coolant temperature (ET1) from engine ECU not received | engine fan control can not be controlled by coolant temperature | active error will be deleted if error condition is not true and joystick neutral | check CAN_2 and power of engine ECU |
| **CAN_2 engine IC1** | 0x8095 | yes | CAN message with coolant temperature (ET1) from engine ECU not received | engine fan control can not be controlled by coolant temperature | active error will be deleted if error condition is not true and joystick neutral | check CAN_2 and power of engine ECU |
| **CAN_2 engine FLUID** | 0x8096 | yes | CAN message with charge air temperature (IC1) message from engine ECU not received | engine fan control can not be controlled by charge air temperature | active error will be deleted if error condition is not true and joystick neutral | check CAN_2 and power of engine ECU |
| **CAN_2 engine VOLT** | 0x8097 | yes | CAN message with engine fluid level, pressure (FLUID) from engine ECU not received | DI3 can not display engine oil pressure correctly | active error will be deleted if error condition is not true and joystick neutral | check CAN_2 and power of engine ECU |
| **reserved_8098** | 0x8098 | | not used | | | |
| **reserved_8099** | 0x8099 | | not used | | | |
| **reserved_809A** | 0x809A | | not used | | | |
| **reserved_809B** | 0x809B | | not used | | | |
| **reserved_809C** | 0x809C | | not used | | | |
| **reserved_809D** | 0x809D | | not used | | | |
| **reserved_809E** | 0x809E | | not used | | | |
| **reserved_809F** | 0x809F | | not used | | | |

# MF2500CS / MF2500CM / MF2500CL
## - Machine Failure-Codes chart

| Error Message | Number | Save | Possible Cause | Effect | Quit | Remedy |
|---|---|---|---|---|---|---|
| **reserved_80A0** | 0x80A0 | | not used | | | |
| **reserved_80A1** | 0x80A1 | | not used | | | |
| **reserved_80A2** | 0x80A2 | | not used | | | |
| **reserved_80A3** | 0x80A3 | | not used | | | |
| **Coolant over temperature** | 0x80A4 | yes | | engine fan control can not be controlled by charge air temperature | active error will be deleted if error condition is not true and joystick neutral | check coolant tempera-ture(from engine via CAN_2) |
| **Charge air overtempera-ture** | 0x80A5 | yes | | engine fan control can not be controlled by coolant temperature | active error will be deleted if error condition is not true and joystick neutral | check charge air tempera-ture(from engine via CAN_2) |
| **Hydraulic oil overtempera-ture** | 0x80A6 | yes | temperature sensor | engine fan control can not be controlled by hydraulic oil temperature | active error will be deleted if error condition is not true and joystick neutral | check hydraulic oil sensor pin 145 |
| **reserved_80A7** | 0x80A7 | | not used | | | |
| **reserved_80A8** | 0x80A8 | | not used | | | |
| **reserved_80A9** | 0x80A9 | | not used | | | |
| **Air Filter pollution** | 0x80AA | yes | air filter pollution or short circuit / broken sensor or cable | just information | active error will be deleted if error condition is not true | check air filter, check cable, Master pin 236 |
| **Lubrication empty** | 0x80AB | yes | lubrication is on and pressure switch empty | | active error will be deleted if error condition is not true | switch lubrication level empty pin 223 (0V=ok) |
| **reserved_80AC** | 0x80AC | | not used | | | |
| **reserved_80AD** | 0x80AD | | not used | | | |

# MF2500CS / MF2500CM / MF2500CL
## - Machine Failure-Codes chart

| Error Message | Number | Save | Possible Cause | Effect | Quit | Remedy |
|---|---|---|---|---|---|---|
| **reserved_80AE** | 0x80AE | | not used | | | |
| **reserved_80AF** | 0x80AF | | not used | | | |
| **reserved_80B0** | 0x80B0 | | not used | | | |
| **reserved_80B1** | 0x80B1 | | not used | | | |
| **reserved_80B2** | 0x80B2 | | not used | | | |
| **reserved_80B3** | 0x80B3 | | not used | | | |
| **Emergency Stop** | 0x80B4 | yes | Emergency stop on master active. | no communication with BODAS-design or BODAS-service possible, driving blokked | active error will be deleted if error condition is not true | check cable on Slave Pin 228 or Slave Pin 114 on master controller |
| **CAN_2 engine EEC2** | 0x80B5 | yes | all CAN_2 errors are deayed at power on start for 5 seconds; CAN message EEC2(engine percent load at current speed) from engine ECU not received | none | active error will be deleted if error condition is not true and joystick neutral | check CAN_2 and power of engine ECU |
| **reserved_80B6** | 0x80B6 | | not used | | | |
| **reserved_80B7** | 0x80B7 | | not used | | | |
| **reserved_80B8** | 0x80B8 | | not used | | | |
| **h10000_alarm** | 0x80B9 | yes | 10000hours operating time reached | just information | | |
| **safety_test** | 0x80BA | | not in use | not in use | | not in use |

## MF2500CS / MF2500CM / MF2500CL
## - Machine Failure-Codes chart

| Error Message | Number | Save | Possible Cause | Effect | Quit | Remedy |
|---|---|---|---|---|---|---|
| **Track Motor left** | 0x80BB | yes | solenoid motor left faulty short circuit / broken solenoid or cable | transport mode not possible | active error will be deleted if error condition is not true and joystick neutral | check cable, Master Pin 153 |
| **Track Motor right** | 0x80BC | yes | solenoid motor right faulty short circuit / broken solenoid or cable | transport mode not possible | active error will be deleted if error condition is not true and joystick neutral | check cable, Master Pin 154 |
| **Belt 1 backwd** | 0x80BD | yes | solenoid belt backward faulty short circuit / broken solenoid or cable | no belt movement | no | check cable, Master Pin 173 |
| **Belt 1 forwd** | 0x80BE | yes | solenoid belt forward1 faulty short circuit / broken solenoid or cable | no belt movement | no | check cable, Master Pin 152 |
| **Belt 2 forwd** | 0x80BF | yes | solenoid belt forward2 faulty short circuit / broken solenoid or cable | no belt movement | no | check cable, Master Pin 176 |
| **Belt 3 forwd** | 0x80C0 | yes | solenoid belt forward3 faulty short circuit / broken solenoid or cable | no belt movement | no | check cable, Master Pin 149 |
| **Belt loose** | 0x80C1 | yes | solenoid belt loose faulty short circuit / broken solenoid or cable | | no | check cable, Master Pin 189 |
| **Belt tight** | 0x80C2 | yes | solenoid belt tight faulty short circuit / broken solenoid or cable | | no | check cable, Master Pin 242 |
| **Belt raise** | 0x80C3 | yes | solenoid belt raise faulty short circuit / broken solenoid or cable | | no | check cable, Master Pin 150 |
| **Belt lower** | 0x80C4 | yes | solenoid belt lower faulty short circuit / broken solenoid or cable | | no | check cable, Master Pin 174 |

# MF2500CS / MF2500CM / MF2500CL
## - Machine Failure-Codes chart

| Error Message | Number | Save | Possible Cause | Effect | Quit | Remedy |
|---|---|---|---|---|---|---|
| **Swingbelt backwd** | 0x80C5 | yes | solenoid<br>transverse belt faulty<br>short circuit / broken solenoid or cable | no transverse<br>belt movement | no | check cable, Master Pin 129 |
| **Swingbelt left** | 0x80C6 | yes | solenoid<br>transverse belt left faulty<br>short circuit / broken solenoid or cable | | no | check cable, Master Pin 101 |
| **Swingbelt right** | 0x80C7 | yes | solenoid<br>transverse belt right faulty short cir-cuit /<br>broken solenoid or cable | | no | check cable, Master Pin 126 |
| **Swingbelt raise** | 0x80C8 | yes | solenoid<br>transverse belt raise faulty short circuit /<br>broken solenoid or cable | | no | check cable, Master Pin 130 |
| **Swingbelt lower** | 0x80C9 | yes | solenoid<br>transverse belt lower faulty short cir-cuit / broken solenoid or cable | | no | check cable, Master Pin 131 |
| **Emulsion Belt** | 0x80CA | yes | solenoid<br>emulsion belt faulty<br>short circuit / broken solenoid or cable | | active error will be deleted if error condition is not true and joystick neutral | check cable, Slave Pin 180 and 181 |
| **Emulsion Cleaning** | 0x80CB | yes | solenoid<br>emulsion cleaning faulty short circuit / broken solenoid or cable | | active error will be deleted if error condition is not true and joystick neutral | check cable, Slave Pin 187 |
| **Spot Belt** | 0x80CC | | solenoid<br>emulsion cleaning faulty short circuit / broken solenoid or cable | | active error will be deleted if error condition is not true and joystick neutral | check cable, Slave Pin 186 |
| **Traffic Light Red** | 0x80CD | | solenoid<br>emulsion cleaning faulty short circuit / broken solenoid or cable | | active error will be deleted if error condition is not true and joystick neutral | check cable, Slave Pin 187 |

# MF2500CS / MF2500CM / MF2500CL
## - Machine Failure-Codes chart

| Error Message | Number | Save | Possible Cause | Effect | Quit | Remedy |
|---|---|---|---|---|---|---|
| **Traffic Light Green** | 0x80CE | | solenoid<br>emulsion cleaning faulty short circuit / broken solenoid or cable | | active error will be deleted if error condition is not true and joystick neutral | check cable, Slave Pin 188 |
| **Cabin raise** | 0x80CF | yes | solenoid cabin<br>lower forward faulty<br>short circuit / broken solenoid or cable | no cabin movement | no | check cable, Master Pin 193 |
| **Cabin lower** | 0x80D0 | yes | solenoid cabin<br>lower faulty short circuit / broken solenoid or cable | no cabin movement | no | check cable, Master Pin 194 |
| **Traction raise** | 0x80D1 | yes | solenoid traction<br>raise faulty short circuit / broken solenoid or cable | | active error will be deleted if error condition is not true and joystick neutral | check cable, Master Pin 243 |
| **Traction lower** | 0x80D2 | yes | solenoid traction<br>lower faulty short circuit / broken solenoid or cable | | active error will be deleted if error condition is not true and joystick neutral | check cable, Master Pin 241 |
| **Emulsion sensor** | 0x80D3 | yes | emulsion level<br>sensor fault | | active error will be deleted if error condition is not true | check cable, pin218<br>full: 0Ohm, 10,2mA, 5V<br>empty 180Ohm, 7,48mA, 3,66V |
| **Sensor Length Belt** | 0x80D4 | | belt length<br>sensor fault | | active error will be deleted if error condition is not true | check pin 135<br>0,5V..4,5V |
| **Sensor Material Belt Sonic** | 0x80D5 | | belt material<br>sensor fault (Sonic) | switched to manually | active error will be deleted if error condition is not true | check pin 217<br>2V..8V |
| **Joystick Drive Lever** | 0x80D6 | yes | joystick<br>redundancy error (direction: backward about 0,5V..forward about 4,5V) pin135<br>does not fit with opposite signal at pin redundancy input pin134 | no driving possible | no | Additional joystick on driver seat armrest<br>make a new joystick calibration with BODAS-service |

# MF2500CS / MF2500CM / MF2500CL
## - Machine Failure-Codes chart

| Error Message | Number | Save | Possible Cause | Effect | Quit | Remedy |
|---|---|---|---|---|---|---|
| **Joystick Scroller** | 0x80D7 | yes | joystick scroller error probably middle position not calibra-ted (direction: decrease belt speed about 0,5V..increase belt speed about 4,5V) pin211 | no driving possible | no | Additional joystick on driver seat armrest make a new joystick scrol-ler calibration with BODAS-service |
| **reserved_80D8** | 0x80D8 | | not used | | | |
| **Belt hight sensor** | 0x80D9 | yes | belt hight sensor fault | no use of hight control not possible | active error will be deleted if error condition is not true | check pin 227 0,5V..4,5V |
| **belt speed sensor** | 0x80DA | yes | main belt speed DSM sensor faulty. short circuit / broken solenoid or cable. | | active error will be deleted if error condition is not true | check B21 at DSM input pin 112 |
| **swing belt speed sensor** | 0x80DB | yes | swing belt speed DSM sensor faulty. short circuit / broken solenoid or cable. | | active error will be deleted if error condition is not true | check B22 at DSM input pin 113 |
| **reserved_80DC** | 0x80DC | | not used | | | |
| **Internal RC overtempera-ture SI** | 0x80DD | yes | internal temperature inside of RC28- 14/30 Slave is bigger than allowed (>105degC) | warning | active error will be deleted if error condition is not true | |
| **Start Condition SI** | 0x80DE | | Start condition of master is not fullfilled or connection not available | no actuation of slave functionality possible | active error will be deleted as soon as start con-dition is fullfilled | set joystick to neutral posi-tion before turning on igni-tion key, check CAN_1 connection |
| **Voltage low SI** | 0x80DF | yes | voltage Slave at ignition key <17V | warning | active error will be deleted if error condition is not true | fuse? |

# MF2500CS / MF2500CM / MF2500CL
# - Machine Failure-Codes chart

| Error Message | Number | Save | Possible Cause | Effect | Quit | Remedy |
|---|---|---|---|---|---|---|
| **Volt after P centr switch low SI** | 0x80E0 | yes | check in start condition Slave: voltage after proportional central switch >4V when central switch is off | driving blokked | no | backward feeding of proportional central switch due to a wiring harness failure |
| **CAN_1 Bus off SI** | 0x80E1 | | CAN_1 Slave bus off, probably too many error frames | no communication with BODAS-design or BODAS-service possible, driving stoped, machine function stoped | active error will be deleted if error condition is not true and joystick neutral, a new initialization of CAN bus will be done after 0,5s | check cable and CAN H Slave Pin 215, CAN L Slave Pin 216 switch off ignition key and measure 60Ohm resistance between CAN_L and CAN_H |
| **Voltage high SI** | 0x80E2 | yes | voltage Slave at ignition key >30V | warning | active error will be deleted if error condition is not true | check battery voltage |
| **Volt after D centr switch low SI** | 0x80E3 | yes | check in start condition Slave: voltage after digital central switch high when central switch is off | driving blokked | no | backward feeding of digital central switch due to a wiring harness failure |
| **Voltage Sensor 10V low SI** | 0x80E4 | yes | 8V sensor voltage <9,5V | warning | active error will be deleted if error condition is not true | check sensor voltage Slave Pin 232 |
| **Voltage Sensor 10V high SI** | 0x80E5 | yes | 8V sensor voltage >10,5V | warning | active error will be deleted if error condition is not true | check sensor voltage Slave Pin 232 |
| **reserved_80E6** | 0x80E6 | | not used | | | |
| **truck_sensor_distance** | 0x80E7 | yes | sensor for truck assist missing | | no automatic function of truck assist | check sensor voltage Slave Pin 107 and 170 |
| **Truck Assist_LED_left** | 0x80E8 | yes | CAN connection to led light interrupted or led light not responding | warning | yes | check connection CAN_3 Slave to Left led light - High: Slave Pin 163 Low: Slave Pin 162 |

## MF2500CS / MF2500CM / MF2500CL
## - Machine Failure-Codes chart

| Error Message | Number | Save | Possible Cause | Effect | Quit | Remedy |
|---|---|---|---|---|---|---|
| **Truck Assist_LED_right** | 0x80E9 | yes | CAN connection to led light interrupted or led light not responding | warning | yes | check connection CAN_3 Slave to right led light - High: Slave Pin 163 Low: Slave Pin 162 |
| **safety API Track motor** | 0x80EA | | sensor voltage < 0.1 V | no movement of auger hight during set assist | yes | check sensor voltage and connection Slave Pin 164 |
| **Lubrication overpressure** | 0x80EB | yes | lubrication is on and there is no pressure | no effect in DYNF310 V01.00++ | active error will be deleted if error condition is not true | pressure switch lubrica-tion system Master Pin 236 (24V=ok) |
| **Reset_info** | 0x80EC | no | previous restart of RC | just information | no | |
| **Dieselstop_relais** | 0x80ED | | Dieselstop_relais | -/- | -/- | -/- |
| **Volt after P centr switch off SI** | 0x80EE | yes | check in start condition: voltage after proportio-nal central switch >4V when central switch is off | driving blokked | no | backward feeding of pro-portional central switch due to a wiring harness failure |
| **Volt after D centr switch off SI** | 0x80EF | yes | check in start condition: voltage after digital cen-tral switch high when central switch is off | driving blokked | no | backward feeding of digi-tal central switch due to a wiring harness failure |
| **Voltage Sensor 5V low SI** | 0x80F0 | yes | VSS_3 5V sensor voltage <4,5V | driving blokked | active error will be deleted if 5V sensor voltage >4,7V and joystick neutral | check voltage at Slave Pin 255 |
| **Voltage Sensor 5V high SI** | 0x80F1 | yes | VSS_3 5V sensor voltage >5,5V | driving blokked | active error will be deleted if 5V sensor voltage <5,3V and joystick neutral | check voltage at Slave Pin 255 |
| **safety API Belt 1** | 0x80F2 | yes | API safout_getStatus xt error solenoid belt pump 1 faulty short cir-cuit / broken solenoid or cable | -/- | active error will be deleted if error condition is not true | check belt pump 1 at sole-noid Master Pin 152 and Low-side Master Pin 186 |

| MF2500CS / MF2500CM / MF2500CL<br>- Machine Failure-Codes chart | | | | | | |
|---|---|---|---|---|---|---|
| **Error Message** | **Number** | **Save** | **Possible Cause** | **Effect** | **Quit** | **Remedy** |
| **safety API Belt 2** | 0x80F3 | yes | API<br>safout_getStatus xt error<br>solenoid belt pump 2 faulty short circuit / broken solenoid or cable | -/- | active error will be deleted if error condition is not true | check belt pump 2 at solenoid Master Pin 176 and Low-side Master Pin 181 |
| **safety API Belt 3** | 0x80F4 | yes | API<br>safout_getStatus xt error<br>solenoid belt pump 3 faulty short circuit / broken solenoid or cable | -/- | active error will be deleted if error condition is not true | check belt pump 3 at solenoid Master Pin 149 and Low-side Master Pin 180 |
| **safety API Swing Belt** | 0x80F5 | yes | API<br>safout_getStatus xt error<br>solenoid swing belt azimuth faulty short circuit / broken solenoid or cable | -/- | active error will be deleted if error condition is not true | check swing belt azimuth at solenoid Master Pin 101, 125 and Low-side Master Pin 184 |
| **Joystick detection** | 0x80F6 | yes | Joystick<br>detection during running machine is missing | -/- | active error will be deleted if error condition is not true | check input at Master Pin 249 |
| **Remote lock locks machine** | 0x80F7 | no | Machine was<br>locked by operator with Remote Lock | -/- | After unlock<br>procedere notification will deleted | see instruction for Remote Lock (only Dynapac) |
| **Distance_Assist_LED_-back** | 0x80F8 | yes | CAN connection<br>to led light interrupted or led light not responding | warning | yes | check connection CAN_3 Slave to back led light -<br>High: Slave Pin 163<br>Low: Slave Pin 162 |
| **Swingbelt azimuth** | 0x80F9 | yes | in_getStatus<br>error, poti input faulty or cable | SwingAssist<br>deactivated | active error will be deleted if error condition is not true | check B26 at input Master Pin 225 |
| **Swingbelt elevation** | 0x80FA | yes | in_getStatus<br>error, poti input faulty or cable | SwingAssist<br>deactivated | active error will be deleted if error condition is not true | check B25 at input Master Pin 234 |
| **Remote lock error** | 0x80FB | yes | Calculation error | Remote Lock<br>unlock not possible | yes | check serial number |

| MF2500CS / MF2500CM / MF2500CL<br>- Machine Failure-Codes chart | | | | | | |
|---|---|---|---|---|---|---|
| **Error Message** | **Number** | **Save** | **Possible Cause** | **Effect** | **Quit** | **Remedy** |
| **belt speed sensor missing** | 0x80FC | | Main belt current at output without feedback from speed sensor (over 60s) | If parameter belt control is CONTROLLED, switched to NORMAL and deactivate selection auto, manual slow, manual fast and manual swing belt | active error will be deleted if error condition is not true | check B21 at DSM input pin 112 |
| **swing belt speed sensor missing** | 0x80FD | | Swing belt current at output without feedback from speed sensor (over 60s) | If parameter belt control is CONTROLLED, switched to NORMAL and deactivate selection auto, manual slow, manual fast and manual swing belt | active error will be deleted if error condition is not true | check B22 at DSM input pin 113 |
| **Maintenance switch main belt** | 0x80FE | yes | Maintenance switches at main belt have no opposite status. | | active error will be deleted if error condition is not true | check at input Master Pin 159 and 158 |
| **Maintenance switch swing belt** | 0x80FF | yes | Maintenance switches at swing belt have no opposite status. | | active error will be deleted if error condition is not true | check at input Master Pin 135 and 136 |
| **reserved_8100** | 0x8100 | | not used | | | |
| **reserved_8101** | 0x8101 | | not used | | | |
| **reserved_8102** | 0x8102 | | not used | | | |
| **reserved_8103** | 0x8103 | | not used | | | |
| **External Steering** | 0x8104 | yes | Input signal of external steering not available while autosteering active. No valid input at pin 247. | Autosteering is switched off automatically. | Yes, if voltage between 0.1V and 4.9V. | Parameter 4: input external steering < 0.1 Volt<br>Parameter 5: input external steering > 4.9 Volt |
| **reserved_8105** | 0x8105 | | not used | | | |
| **reserved_8106** | 0x8106 | | not used | | | |

| MF2500CS / MF2500CM / MF2500CL - Machine Failure-Codes chart | | | | | | |
|---|---|---|---|---|---|---|
| **Error Message** | **Number** | **Save** | **Possible Cause** | **Effect** | **Quit** | **Remedy** |
| **reserved_8107** | 0x8107 | | not used | | | |
| **reserved_8108** | 0x8108 | | not used | | | |
| **reserved_8109** | 0x8109 | | not used | | | |
| **reserved_810A** | 0x810A | | not used | | | |
| **reserved_810B** | 0x810B | | not used | | | |
| **reserved_810C** | 0x810C | | not used | | | |
| **reserved_810D** | 0x810D | | not used | | | |
| **reserved_810E** | 0x810E | | not used | | | |
| **reserved_810F** | 0x810F | | not used | | | |
| **reserved_8110** | 0x8110 | | not used | | | |
| **reserved_8111** | 0x8111 | | not used | | | |
| **reserved_8112** | 0x8112 | | not used | | | |
| **reserved_8113** | 0x8113 | | not used | | | |
| **reserved_8114** | 0x8114 | | not used | | | |
| **reserved_8115** | 0x8115 | | not used | | | |
| **reserved_8116** | 0x8116 | | not used | | | |
| **reserved_8117** | 0x8117 | | not used | | | |

| MF2500CS / MF2500CM / MF2500CL - Machine Failure-Codes chart | | | | | | |
|---|---|---|---|---|---|---|
| **Error Message** | **Number** | **Save** | **Possible Cause** | **Effect** | **Quit** | **Remedy** |
| **reserved_8118** | 0x8118 | | not used | | | |
| **reserved_8119** | 0x8119 | | not used | | | |
| **reserved_811A** | 0x811A | | not used | | | |
| **reserved_811B** | 0x811B | | not used | | | |
| **reserved_811C** | 0x811C | | not used | | | |
| **reserved_811D** | 0x811D | | not used | | | |
| **reserved_811E** | 0x811E | | not used | | | |
| **reserved_811F** | 0x811F | | not used | | | |
| **reserved_8120** | 0x8120 | | not used | | | |
| **reserved_8121** | 0x8121 | | not used | | | |
| **reserved_8122** | 0x8122 | | not used | | | |
| **reserved_8123** | 0x8123 | | not used | | | |
| **reserved_8124** | 0x8124 | | not used | | | |
| **reserved_8125** | 0x8125 | | not used | | | |
| **reserved_8126** | 0x8126 | | not used | | | |
| **reserved_8127** | 0x8127 | | not used | | | |
| **reserved_8128** | 0x8128 | | not used | | | |

| MF2500CS / MF2500CM / MF2500CL<br>- Machine Failure-Codes chart | | | | | | |
|---|---|---|---|---|---|---|
| **Error Message** | **Number** | **Save** | **Possible Cause** | **Effect** | **Quit** | **Remedy** |
| **reserved_8129** | 0x8129 | | not used | | | |
| **reserved_812A** | 0x812A | | not used | | | |
| **reserved_812B** | 0x812B | | not used | | | |
| **reserved_812C** | 0x812C | | not used | | | |
| **reserved_812D** | 0x812D | | not used | | | |
| **reserved_812E** | 0x812E | | not used | | | |
| **reserved_812F** | 0x812F | | not used | | | |
| **reserved_8130** | 0x8130 | | not used | | | |
| **reserved_8131** | 0x8131 | | not used | | | |
| **reserved_8132** | 0x8132 | | not used | | | |
| **reserved_8133** | 0x8133 | | not used | | | |
| **reserved_8134** | 0x8134 | | not used | | | |
| **reserved_8135** | 0x8135 | | not used | | | |
| **reserved_8136** | 0x8136 | | not used | | | |
| **reserved_8137** | 0x8137 | | not used | | | |
| **reserved_8138** | 0x8138 | | not used | | | |
| **reserved_8139** | 0x8139 | | not used | | | |

| MF2500CS / MF2500CM / MF2500CL<br>- Machine Failure-Codes chart | | | | | | |
|---|---|---|---|---|---|---|
| **Error Message** | **Number** | **Save** | **Possible Cause** | **Effect** | **Quit** | **Remedy** |
| **reserved_813A** | 0x813A | | not used | | | |
| **reserved_813B** | 0x813B | | not used | | | |
| **reserved_813C** | 0x813C | | not used | | | |
| **reserved_813D** | 0x813D | | not used | | | |
| **reserved_813E** | 0x813E | | not used | | | |
| **reserved_813F** | 0x813F | | not used | | | |
| **reserved_8140** | 0x8140 | | not used | | | |

## 10 Internal Machine Failure-Codes chart RC36

| F2500C / F2500CS / F2500W / MF2500C / MF2500CS / MF2500CL / SD2500C / SD2500CS / SD2550C / SD2550CS / SD2500W / SD2500WS - Internal Machine Failure-Codes chart RC36 | | |
|---|---|---|
| **Fault Code** | **API function** | **Description** |
| 0X 0101 | sys_registerTask | Invalid parameter. <error parameter> = number of parameter |
| 0X0102 | sys_registerTask | Calling of function is not allowed in that program state. |
| 0X0103 | sys_registerTask | Limit of task number is exceeded. |
| 0X0104 | sys_registerIdleTask | Invalid parameter. <error parameter> = number of parameter |
| 0X0105 | sys_registerIdleTask | Calling of function is not allowed in that program state. |
| 0X0106 | sys_registerIdleTask | Limit of idle task number is exceeded. |
| 0X0107 | sys_init | Invalid eeprom version. V70 is needed. Application will not be started! |
| 0X0108 | sys_init | Invalid hardware. Application will not be started! |
| 0X0109 | sys_init | String softwarename (parameter 1) is to long. Application will not be started! |
| 0X010A | sys_init | New software version was detected. Initialisation of eeprom data will be required. The function registered by sys_registerSetDefaultsFunction is called.Remark: This error is set only as active error but it will not be saved in EEPROM because application should be only informed about this fact but it's not a real error. |
| 0X010B | sys_init | Calling of function is not allowed in that program state. |
| 0X010C | - | EEPROM data are not yet initialised. |
| 0X010D | sys_registerAfter-RunFunction | Invalid parameter. <error parameter> = number of parameter |
| 0X010E | sys_registerAfter-RunFunction | Calling of function is not allowed in that program state. |
| 0X010F | sys_registerAfter-RunFunction | An after run function is already registered. Overwritting and more then one function are not allowed. |

# F2500C / F2500CS / F2500W / MF2500C / MF2500CS / MF2500CL / SD2500C / SD2500CS / SD2550C / SD2550CS / SD2500W / SD2500WS
# - Internal Machine Failure-Codes chart RC36

| Fault Code | API function | Description |
|---|---|---|
| 0X0110 | sys_getTaskLoad | Invalid parameter. <error parameter> = number of parameter |
| 0X0111 | sys_getTaskLoad | Range overflow. <error parameter> = 64 : of one part, <error parameter> = 65 : of sum |
| 0X0112 | - | After run state could not read successfully from device (CY320 or CY141). |
| 0X0113 | - | State of ignition (KL15) could not read successfully from device (CY320, CY141). |
| 0X0114 | - | Setting response time in CY320 device was failed. |
| 0X0115 | sys_getHwTemp | Invalid parameter. <error parameter> = number of parameter |
| 0X0116 | sys_setVP | Invalid parameter. <error parameter> = number of parameter |
| 0X0117 | sys_setVP | Hardware doesn't support switch on/off. |
| 0X0118 | sys_setVSS | Invalid parameter. <error parameter> = number of parameter |
| 0X0119 | sys_setVSS | Hardware doesn't support switch on/off. |
| 0X011A | sys_getVP | Invalid parameter. <error parameter> = number of parameter |
| 0X011B | sys_getSupply | Invalid parameter. <error parameter> = number of parameter |
| 0X011D | sys_cfgVSS | Invalid parameter. <error parameter> = number of parameter |
| 0X011E | sys_cfgVSS | Hardware doesn't support configuration. |
| 0X011F | sys_getVersion | Invalid parameter. <error parameter> = number of parameter |
| 0X0120 | sys_initTC | Invalid parameter. <error parameter> = number of parameter |
| 0X0121 | sys_initTC | Calling of function is not allowed in that program state. <error parameter> = number of check point |
| 0X0122 | sys_initTC | The check point was already initialised and reinitialisation is not allowed.<error parameter> = number of check point |
| 0X0123 | - | Invalid parameter 1. <error parameter> = parameter 1 |

# F2500C / F2500CS / F2500W / MF2500C / MF2500CS / MF2500CL / SD2500C / SD2500CS / SD2550C / SD2550CS / SD2500W / SD2500WS
# - Internal Machine Failure-Codes chart RC36

| Fault Code | API function | Description |
|---|---|---|
| 0X0124 | - | Calling of function is not allowed in that program state. <error parameter> = parameter 1 |
| 0X0125 | sys_triggerTC | Invalid parameter 1. <error parameter> = parameter 1 |
| 0X0126 | - | The check of a check point was faulty.<error parameter> = the first check point which check was faulty |
| 0X0127 | - | No check point was initialised. |
| 0X0128 | - | Setting of after run mode was faulty. |
| 0X0129 | - | Wrong state of after run mode. <error parameter> = target value. 0 = OFF, 1 = ON |
| 0X012A | sys_registerEmergen-cyTask | Invalid parameter. <error parameter> = number of parameter |
| 0X012B | sys_registerEmergen-cyTask | Calling of function is not allowed in that program state. |
| 0X012C | - | Hardware Reset. <error parameter> = Software-Reset-ID<error parameter>:0: Controller Watchdog Reset.This error can occur if the check points initialized by sys_initTC() are not triggered accurate (see sys_triggerTC()). |
| 0X012D | - | TRAP Reset. <error parameter> = Software-Reset-ID<error parameter>:0: TCN=0,TIN=0:MMU: Virtual Address Fill1: TCN=0,TIN=1:MMU: Virtual Address Protection2: TCN=1,TIN=1:Privileged Instruction3: TCN=1,TIN=2:Memory Protection: Read Access4: TCN=1,TIN=3:Memory Protection: Write Access5: TCN=1,TIN=4:Memory Protection: Execution Access6: TCN=1,TIN=5:Memory Protection: Peripheral Access7: TCN=1,TIN= 6:Memory Protection: Null Address8: TCN=1,TIN= 7:Global Register Write Protection9: TCN=2,TIN=1:Illegal Opcode10: TCN=2,TIN=2:Unimplemented Opcode11: TCN=2,TIN=3:Invalid Operand Specification12: TCN=2,TIN=4:Data Address Alignment Error13: TCN=2,TIN=5:Invalid Local Memory Address14: TCN=3,TIN=1:Free Context List Depleted15: TCN=3,TIN=2:Call Depth Overflow16: TCN=3,TIN=3:Call Depth Underflow17: TCN=3,TIN=4:Free Context List Underflow18: TCN=3,TIN=5:Call Stack Underflow19: TCN=3,TIN=6:Context Type Error20: TCN=3,TIN=7:Nesting Error21: TCN=4,TIN=1:Program Fetch Synchronous Error22: TCN=4,TIN=2:Data Access Synchronous Error23 |
| 0X012D | - | The following numbers are only valid for TC1796:29: TCN=7,TIN=0:NMI External30: TCN=7,TIN=0:NMI PLL31: TCN=7,TIN=0:NMI Reserve 132: TCN=7,TIN=0:NMI Reserve 2 |

# F2500C / F2500CS / F2500W / MF2500C / MF2500CS / MF2500CL / SD2500C / SD2500CS / SD2550C / SD2550CS / SD2500W / SD2500WS
# - Internal Machine Failure-Codes chart RC36

| Fault Code | API function | Description |
|---|---|---|
| 0X012D | | The following numbers are only valid for TC1797 and TC1724:33:TCN=4,TIN=4:Coprocessor Trap Asynchronous Error34:TCN=4,TIN=5:Program Memory Integrity Error35:TCN=4,TIN=6:Data Memory Integrity Error36:TCN=7,TIN=0:NMI ESR037:TCN=7,TIN=0:NMI ESR138:TCN=7,TIN=0:NMI RES0 set to 039:TCN=7,TIN=0:NMI Low Detection Of OscillatorWatchdog Of PLL40:TCN=7,TIN=0:NMI High Detection Of OscillatorWatchdog Of PLL41:TCN=7,TIN=0:NMI Spike Detection Of OscillatorWatchdog Of PLL42:TCN=7,TIN=0:NMI PLL VCO Loss Of Lock43:TCN=7,TIN=0:NMI PLL_ERAY VCO Loss-ofOscillator Lock44:TCN=7,TIN=0:NMI Flash 0 |
| 0X012D | | The following numbers are only valid for TC1724:45:TCN=7,TIN=0:Parity Error:Program Integrity ErrorDetected46:TCN=7,TIN=0:Parity Error: Program Integrity Error -Tag Memory47:TCN=7,TIN=0:Parity Error: Program Integrity Error -Cache Memory48:TCN=7,TIN=0:Parity Error: Program Integrity Error -Scratchpad Memory49:TCN=7,TIN=0:Parity Error: Program Integrity Error -Bus Access50:TCN=7,TIN=0:Parity Error: Data Integrity ErrorDetected51:TCN=7,TIN=0:Parity Error: Data Integrity Error -Tag Memory52:TCN=7,TIN=0:Parity Error: Data Integrity Error -Cache Memory53:TCN=7,TIN=0:Parity Error: Data Integrity Error -Scratchpad Memory54:TCN=7,TIN=0:Parity Error: Data Integrity Error -Bus Access55:TCN=7,TIN=0: NMI Parity Error Flag forLDRAM/DCACHE or DSPR/DCACHE (TC1.6)56:TCN=7,TIN=0:NMI Parity Error Flag for Data CacheTAG RAM57:TCN=7,TIN=0:NMI Parity Error Flag forSPRAM/ICACHE or PSPR/ICACHE (TC1.6)58:TCN=7,TIN=0:NMI Parity Error Flag for ProgramCache TAG RAM Memory59:TCN=7,TIN=0:NMI Parity Error Flag for PMU or LMU(TC1.6)60:TCN= |
| 0X012E | | Invalid parameter. <error parameter> = number of parameter |
| 0X012F | sys_getActiveErrors | Invalid parameter. <error parameter> = number of parameter |
| 0X0130 | sys_getResetInfo | Invalid parameter. <error parameter> = number of parameter |
| 0X0131 | sys_getSavedErrors | Invalid parameter. <error parameter> = number of parameter |
| 0X0132 | sys_registerSetDefaultsFunction | Invalid parameter. <error parameter> = number of parameter |
| 0X0133 | sys_setErrorCallback | Invalid parameter. <error parameter> = number of parameter |
| 0X0134 | sys_registerTask | Registration of a task was made outside of sys_main() (That is only allowed for RTS!)and cycle offset is not zero. (Cycle offset = 0 is requested.)<error parameter> = parameter Priority_u8 |
| 0X0135 | sys_registerTask | Invalid task priority (BODAS-design) |
| 0X0136 | - | Calling of function is not allowed because RTS library is not implemented. |

# F2500C / F2500CS / F2500W / MF2500C / MF2500CS / MF2500CL / SD2500C / SD2500CS / SD2550C / SD2550CS / SD2500W / SD2500WS
## - Internal Machine Failure-Codes chart RC36

| Fault Code | API function | Description |
|---|---|---|
| 0X0137 | - | Calling of function is not allowed because there are already suspended tasks. |
| 0X0138 | - | Invalid parameter. <error parameter> = number of parameter |
| 0X0139 | - | Calling of function is not allowed because RTS library is not implemented. |
| 0X013A | - | Calling of function is not allowed because RTS library is not implemented. |
| 0X013B | - | Calling of function is not allowed because there are already suspended idle tasks. |
| 0X013C | - | Invalid parameter. <error parameter> = number of parameter |
| 0X013D | - | Calling of function is not allowed because RTS library is not implemented. |
| 0X013E | sys_registerTask | Task registration not allowed at this state of the BODAS-design RTS (STOP or BP) |
| 0X013F | sys_registerIdleTask | Task registration not allowed at this state of the BODAS-design RTS (STOP or BP) |
| 0X0140 | sys_init | Invalid C-API library. It doesn't designed for the existing hardware (ECU). |
| 0X0141 | sys_getINH | No hardware support |
| 0X0142 | - | Invalid calibration data |
| 0X0143 | - | Switch off from internal power supply- Short Circuit/Overcurrent was detected |
| 0X0144 | - | Switch off from power supply VP_10 = Short Circuit/Overcurrent was detected1 = Inhibit from the power supplies2 = Internal watchdog |
| 0X0145 | - | Switch off from power supply VP_20 = Short Circuit/Overcurrent was detected1 = Inhibit from the power supplies2 = Internal watchdog |
| 0X0146 | sys_setError | Invalid parameter. <error parameter> = number of parameter |
| 0X0147 | - | Deactivate WDA output (CY320). The consequence is that power supply of outputs and transmitter of CAN channels CAN_2, CAN_3, CAN_4 are enabled 300ms after calling sys_main().Note: It depends on ECU hardware!<error parameter> = The bit position specifies the faulty monitoring module (mm) command:bit 0 : set response time: failed to pass SPI request (Mm_SetRespTime)bit 1 : get request: no valid data could received from CY320 (Mm_GetRequest)bit 2 : set response: failed to pass SPI request (Mm_Transmit) |

# F2500C / F2500CS / F2500W / MF2500C / MF2500CS / MF2500CL / SD2500C / SD2500CS / SD2550C / SD2550CS / SD2500W / SD2500WS
# - Internal Machine Failure-Codes chart RC36

| Fault Code | API function | Description |
|---|---|---|
| 0X0148 | sys_setErrorExtTime | Invalid parameter. <error parameter> = number of parameter |
| 0X0149 | - | Ignition was switched off. It is waited for finishing of all task/idle task cycles which were started before. But not all cycles were completed within a time-out time of one minute maybe because of an endless loop. Thus these task cycles were interrupted by API.<error parameter> = information about tasks whose cycle must be interrupted because of timeout.The information is bit coded:bit 0 : idle taskbit 1 : task of priority class A (low)bit 2 : task of priority class Bbit 3 : task of priority class Cbit 4 : task of priority class D (high) |
| 0X0201 | can_init | Invalid parameter. <error parameter> = number of parameter |
| 0X0202 | can_sendData | Invalid parameter. <error parameter> = number of parameter |
| 0X0203 | can_sendData | Buffer overflow. Data can not be sent. <error parameter> = CAN channel. |
| 0X0204 | can_registerTxBuf | Invalid parameter. <error parameter> = number of parameter |
| 0X0205 | can_registerTxBuf | Calling of function is not allowed in that program state. |
| 0X0206 | can_registerRxCall-back | Invalid parameter. <error parameter> = number of parameter |
| 0X0207 | can_registerRxCall-back | Calling of function is not allowed in that program state. |
| 0X0208 | can_registerBusOff-Callback | Invalid parameter. <error parameter> = number of parameter |
| 0X0209 | can_registerBusOff-Callback | Calling of function is not allowed in that program state. |
| 0X020A | can_registerRxData-boxes | Invalid parameter. <error parameter> = number of parameter |
| 0X020B | can_registerRxData-boxes | Calling of function is not allowed in that program state. |
| 0X020C | can_registerRxBuf | Invalid parameter. <error parameter> = number of parameter |

# F2500C / F2500CS / F2500W / MF2500C / MF2500CS / MF2500CL / SD2500C / SD2500CS / SD2550C / SD2550CS / SD2500W / SD2500WS
# - Internal Machine Failure-Codes chart RC36

| Fault Code | API function | Description |
|---|---|---|
| 0X020D | can_registerRxBuf | Calling of function is not allowed in that program state. |
| 0X020E | can_initRxDatabox<br>can_cfgRxDatabox | Invalid parameter. <error parameter> = number of parameter |
| 0X020F | can_getData | Invalid parameter. <error parameter> = number of parameter |
| 0X0210 | can_getData | Receive buffer length is zero. |
| 0X0211 | can_getDatabox | Invalid parameter. <error parameter> = number of parameter |
| 0X0212 | can_getDatabox | Data box is not initialised. <error parameter> = number of data box |
| 0X0213 | can_initTxDatabox<br>can_cfgTxDatabox | Invalid parameter. <error parameter> = number of parameter |
| 0X0214 | can_isDataboxFree | Invalid parameter. <error parameter> = number of parameter |
| 0X0215 | can_isDataboxFree | Data box is not initialised. <error parameter> = number of data box |
| 0X0216 | can_sendDatabox | Invalid parameter. <error parameter> = number of parameter |
| 0X0217 | can_sendDatabox | Data box is not initialised. <error parameter> = number of data box |
| 0X0218 | can_registerTxData-boxes | Invalid parameter. <error parameter> = number of parameter; 35 = Calling of function is not allowed in that program state. |
| 0X0219 | can_isTxEmpty | Invalid parameter. <error parameter> = number of parameter |
| 0X021A | can_registerTxBuf | Invalid count of buffer. <error parameter> = number of parameter |
| 0X021B | can_registerRxBuf | Invalid count of buffer. <error parameter> = number of parameter |
| 0X021C | can_registerRxData-boxes | Invalid count of databoxes. <error parameter> = number of parameter |

# F2500C / F2500CS / F2500W / MF2500C / MF2500CS / MF2500CL / SD2500C / SD2500CS / SD2550C / SD2550CS / SD2500W / SD2500WS
# - Internal Machine Failure-Codes chart RC36

| Fault Code | API function | Description |
|---|---|---|
| 0X021D | can_registerTxData-boxes | Invalid count of databoxes. <error parameter> = number of parameter |
| 0X021E | can_registerRxData-boxes | Number of Rx data boxes registered already is greater than the new number. This error is only possible if RTS library is implemented. |
| 0X021F | can_registerTxData-boxes | Number of Tx data boxes registered already is greater than the new number. This error is only possible if RTS library is implemented. |
| 0X0220 | can_getStatus | Invalid parameter. <error parameter> = number of parameter |
| 0X0221 | can_getTxBufStatus | Invalid parameter. <error parameter> = number of parameter |
| 0X0222 | can_resetTxBuf | Invalid parameter. <error parameter> = number of parameter |
| 0X0223 | can_stop | Invalid parameter. <error parameter> = number of parameter |
| 0X0224 | can_start | Invalid parameter. <error parameter> = number of parameter |
| 0X0225 | can_registerRxBuf | New buffer overlaps with a buffer registered already.<error parameter>:0: Buffers have a different start address.1: Both buffers have the same start address. May be the same variable is used twice. |
| 0X0226 | can_registerTxBuf | New buffer overlaps with a buffer registered already.<error parameter>:0: Buffers have a different start address.1: Both buffers have the same start address. May be the same variable is used twice. |
| 0X0227 | can_registerTxData-boxes | New buffer overlaps with a buffer registered already.<error parameter>:0: Buffers have a different start address.1: Both buffers have the same start address. May be the same variable is used twice. |
| 0X0228 | can_registerRxData-boxes | New buffer overlaps with a buffer registered already.<error parameter>:0: Buffers have a different start address.1: Both buffers have the same start address. May be the same variable is used twice. |
| 0X0229 | can_initRxDatabox | New buffer overlaps with a buffer registered already.<error parameter>:0: Buffers have a different start address.1: Both buffers have the same start address. May be the same variable is used twice. |
| 0X0301 | in | Invalid parameter. <error parameter> = number of parameter |

# F2500C / F2500CS / F2500W / MF2500C / MF2500CS / MF2500CL / SD2500C / SD2500CS / SD2550C / SD2550CS / SD2500W / SD2500WS
# - Internal Machine Failure-Codes chart RC36

| Fault Code | API function | Description |
|---|---|---|
| 0X0301 | outext_getProp | Invalid parameter. <error parameter> = number of parameter. Same error code as in() function, because the outext function internally uses the in() function. |
| 0X0302 | inxt | Invalid parameter. <error parameter> = number of parameter |
| 0X0303 | in_cfgVoltageInput | Invalid parameter. <error parameter> = number of parameter |
| 0X0304 | in_getPhase | Invalid parameter. <error parameter> = number of parameter |
| 0X0305 | in_setPullup | Invalid parameter. <error parameter> = number of parameter |
| 0X0306 | in_setPullup | Hardware doesn't support configuration. |
| 0X0307 | in_setCurrentMeasu-rement | Invalid parameter. <error parameter> = number of parameter |
| 0X0308 | in_setCurrentMeasu-rement | Hardware doesn't support configuration. |
| 0X0309 | in_setDSM | Invalid parameter. <error parameter> = number of parameter |
| 0X030A | in_setDSM | Hardware doesn't support configuration. |
| 0X030B | in_cfgTempSensor-Type | Invalid parameter. <error parameter> = number of parameter |
| 0X030C | - | DSM shunt protection. <error parameter> = channel number |
| 0X030D | in_getStatus | Invalid parameter. <error parameter> = number of parameter |
| 0X030E | in_cfgCurrentInput | Invalid parameter. <error parameter> = number of parameter |
| 0X030F | in_setPeriod | Invalid parameter. <error parameter> = number of parameter |
| 0X0310 | in_enablePhase | Invalid parameter. <error parameter> = number of parameter |
| 0X0311 | in_resetPhase | Invalid parameter. <error parameter> = number of parameter |

# F2500C / F2500CS / F2500W / MF2500C / MF2500CS / MF2500CL / SD2500C / SD2500CS / SD2550C / SD2550CS / SD2500W / SD2500WS
# - Internal Machine Failure-Codes chart RC36

| Fault Code | API function | Description |
|---|---|---|
| 0X0401 | out | Invalid parameter. <error parameter> = number of parameter |
| 0X0401 | outext_setProp | Invalid parameter. <error parameter> = number of parameter. Same error code as out() function, because the outext function internally uses the out() function. |
| 0X0402 | out_cfg | Invalid parameter. <error parameter> = number of parameter |
| 0X0403 | out_cfgDither | Invalid parameter. <error parameter> = number of parameter |
| 0X0404 | out_cfgDither | Invalid period for dither function. |
| 0X0405 | out_getStatus | Invalid parameter. <error parameter> = number of parameter |
| 0X0406 | out_getStatusxt | Invalid parameter. <error parameter> = number of parameter |
| 0X0407 | out_cfgPI | Invalid parameter. <error parameter> = number of parameter |
| 0X0408 | out_resetError | Invalid parameter. <error parameter> = number of parameter |
| 0X0409 | out_cfgSlope | Invalid parameter. <error parameter> = number of parameter |
| 0X040A | - | Configuration for a safety channel. Invalid parameter. <error parameter> = number of parameter |
| 0X040B | out_cfgPulse | Invalid parameter. <error parameter> = number of parameter |
| 0X040C | out_cfgSlopext | Invalid parameter. <error parameter> = number of parameter |
| 0X0501 | - | Compare error of page with shadow page.<error parameter> = number of pageNote: Data are valid because they could be repaired.This error is only reported if the error counter > 5 (The error counter will be incremented if ECU starts with this error otherwise it will be decremented.). |
| 0X0502 | - | CRC error shadow page.<error parameter> = number of pageNote: Data are valid because they could be repaired.This error is only reported if the error counter > 5 (The error counter will be incremented if ECU starts with this error otherwise it will be decremented.). |
| 0X0503 | - | Compare error of page with shadow page and CRC error shadow page.<error parameter> = number of pageNote: Data are valid because they could be repaired.This error is only reported if the error counter > 5 (The error counter will be incremented if ECU starts with this error otherwise it will be decremented.). |

# F2500C / F2500CS / F2500W / MF2500C / MF2500CS / MF2500CL / SD2500C / SD2500CS / SD2550C / SD2550CS / SD2500W / SD2500WS
## - Internal Machine Failure-Codes chart RC36

| Fault Code | API function | Description |
|---|---|---|
| 0X0504 | - | CRC error page (page with shadow page).<error parameter> = number of pageNote: Data are valid because they could be repaired.This error is only reported if the error counter > 5 (The error counter will be incremented if ECU starts with this error otherwise it will be decremented.). |
| 0X0505 | - | Compare error of page with shadow page and CRC error page.<error parameter> = number of pageNote: Data are valid because they could be repaired.This error is only reported if the error counter > 5 (The error counter will be incremented if ECU starts with this error otherwise it will be decremented.). |
| 0X0506 | - | CRC error page and CRC error shadow page.<error parameter> = number of pageNote: Data are valid because they could be repaired.This error is only reported if the error counter > 5 (The error counter will be incremented if ECU starts with this error otherwise it will be decremented.). |
| 0X0507 | - | Compare error and CRC error of page and CRC error of shadow page of shadow page (worst error).<error parameter> = number of pageNote: Data can not be repaired.Page 0 (system page): The calibration data are set to invalid and default values are used!!! |
| 0X0508 | - | CRC error (page without shadow page).<error parameter> = number of pageNote: Data can not be repaired. |
| 0X0509 | - | Generally check error. It is relatated to the program flow.<error parameter> = number of page |
| 0X050A | - | Invalid parameter. <error parameter> = number of parameter, 255 = buffer overflow. |
| 0X050B | - | Invalid parameter. <error parameter> = number of parameter, 255 = buffer overflow. |
| 0X050C | - | Invalid parameter. <error parameter> = number of parameter, 255 = buffer overflow. |
| 0X050D | - | Invalid parameter. <error parameter> = number of parameter |
| 0X050E | - | Invalid parameter. <error parameter> = number of parameter |
| 0X050F | ee_saveValue | Invalid parameter. <error parameter> = number of parameter,254 = writing into this page is locked because a ree_setValue() and/or ree_setArray() command was executed which was not completed by the corresponding ee_savePage() command255 = buffer overflow |
| 0X0510 | ee_saveArray | Invalid parameter. <error parameter> = number of parameter,254 = writing into this page is locked because a ree_setValue() and/or ree_setArray() command was executed which was not completed by the corresponding ee_savePage() command255 = buffer overflow |
| 0X0511 | ee_savePage | Invalid parameter. <error parameter> = number of parameter, 255 = buffer overflow |
| 0X0512 | ree_setValue | Invalid parameter. <error parameter> = number of parameter |

# F2500C / F2500CS / F2500W / MF2500C / MF2500CS / MF2500CL / SD2500C / SD2500CS / SD2550C / SD2550CS / SD2500W / SD2500WS
# - Internal Machine Failure-Codes chart RC36

| Fault Code | API function | Description |
|---|---|---|
| 0X0513 | ree_setArray | Invalid parameter. <error parameter> = number of parameter |
| 0X0514 | ree_getValue | Invalid parameter. <error parameter> = number of parameter |
| 0X0515 | ree_getArray | Invalid parameter. <error parameter> = number of parameter |
| 0X0516 | - | Invalid parameter. <error parameter> = number of page |
| 0X0601 | diag_initComm | Parameter out of range, <error parameter> = parameter number |
| 0X0602 | diag_setProcessVar | Parameter out of range, <error parameter> = parameter number |
| 0X0603 | diag_setVarsCallBack | Parameter out of range, <error parameter> = parameter number |
| 0X0604 | diag_setMachineType | Parameter out of range, <error parameter> = parameter number |
| 0X0605 | - | Parameter out of range, <error parameter> = parameter number |
| 0X0606 | - | Internal CAN RX buffer overflow during receiving a KWP message |
| 0X060A | - | An error occured during writing the diagnostics parameters into the EEPROM.<error parameter> = number of eeprom pageFor more information refer to additional system error. |
| 0X060B | - | Parameter out of range, <error parameter> = parameter number |
| 0X060E | diag_initComm | Calling of function is not allowed in that program part. Function must be called within the sys_main() function. |
| 0X060F | diag_initComm | Function was called a second time, but it may be called only once. |
| 0X0610 | - | Parameter out of range within internal function call diag_rtsInitComm(), <error parameter> = parameter number |
| 0X0611 | - | Calling of internal function diag_rtsInitComm() is not allowed in that program part. Function must be called within the sys_main() function. |
| 0X0612 | - | Internal function diag_rtsInitComm() was called a second time, but it may be called only once. |
| 0X06Cx | - | Invalid parameter channel index found in parameter structure for menu tree x, parameter group y and parameter index z. |

# F2500C / F2500CS / F2500W / MF2500C / MF2500CS / MF2500CL / SD2500C / SD2500CS / SD2550C / SD2550CS / SD2500W / SD2500WS
# - Internal Machine Failure-Codes chart RC36

| Fault Code | API function | Description |
|---|---|---|
| 0X06Dx | - | Invalid parameter value was found in EEPROM data for menu tree x, parameter group y and parameter index z. The value was set to default value or if the default value also exceeds the allowed range then it was set to the min/max value. |
| 0X06Ex | - | During start up an invalid parameter value should be corrected, but the parameter structure contains an invalid EEPROM address for menu tree x, parameter group y and parameter index z. |
| 0X06Fx | diag_setDefaultValues | Invalid EEPROM address was found in parameter structure for menu tree x, parameter group y and parameter index z. |
| 0X0701 | canopen_init | Parameter out of range, <error parameter> = parameter number |
| 0X0702 | canopen_init | Calling of function is not allowed in that program part. Function must be called within the sys_main() function. |
| 0X0703 | canopen_init | Function was called a second time, but it may be called only once. |
| 0X0801 | inext_getPoti | Parameter out of range, <error parameter> = parameter number |
| 0X0802 | inext_getPotiDir | Parameter out of range, <error parameter> = parameter number |
| 0X0803 | inext_getPotiStatus | Parameter out of range, <error parameter> = parameter number |
| 0X0804 | inext_getPotiMid | Parameter out of range, <error parameter> = parameter number |
| 0X0806 | inext_cfgPoti | Parameter out of range, <error parameter> = parameter number |
| 0X0901 | j1939_initComm | Parameter out of range, <error parameter> = parameter number |
| 0X0902 | j1939_initComm | Calling of function is not allowed in that program state. The first call of this function must be located within the function sys_main. |
| 0X0903 | j1939_initComm | This function was already called with another priority and/or cycle time, but these parameters must no be changed within a further call of this function. |
| 0X0904 | j1939_getStatus | Parameter out of range, <error parameter> = parameter number |
| 0X0905 | j1939_setCaName | Parameter out of range, <error parameter> = parameter number |
| 0X0910 | j1939_registerRxData-boxes | The given J1939 RX databox buffer overlaps with an already registered can or J1939 buffer. <error parameter>:0: Buffers have a different start address.1: Both buffers have the same start address. May be the same variable is used twice. |

# F2500C / F2500CS / F2500W / MF2500C / MF2500CS / MF2500CL / SD2500C / SD2500CS / SD2550C / SD2550CS / SD2500W / SD2500WS
# - Internal Machine Failure-Codes chart RC36

| Fault Code | API function | Description |
|---|---|---|
| 0X0911 | j1939_registerRxData-boxes | Parameter out of range, <error parameter> = parameter number |
| 0X0912 | j1939_registerRxData-boxes | Calling of function is not allowed in that program state. |
| 0X0913 | j1939_initRxDatabox | Parameter out of range, <error parameter> = parameter number |
| 0X0920 | j1939_registerTxData-boxes | The given J1939 TX databox buffer overlaps with an already registered can or J1939 buffer. <error parameter>:0: Buffers have a different start address.1: Both buffers have the same start address. May be the same variable is used twice. |
| 0X0921 | j1939_registerTxData-boxes | Parameter out of range, <error parameter> = parameter number |
| 0X0922 | j1939_registerTxData-boxes | Calling of function is not allowed in that program state. |
| 0X0923 | j1939_initTxDatabox | Parameter out of range, <error parameter> = parameter number |
| 0X0931 | j1939_sendDatabox | Parameter out of range, <error parameter> = parameter number |
| 0X0932 | j1939_getRxDatabox-Status | Parameter out of range, <error parameter> = parameter number |
| 0X0941 | j1939_initFailureList | Parameter out of range, <error parameter> = parameter number |
| 0X0942 | j1939_setFailureDM1 | Parameter out of range, <error parameter> = parameter number |
| 0X0943 | j1939_resetFailure-DM1 | Parameter out of range, <error parameter> = parameter number |
| 0X0944 | j1939_setFailureDM1 | Function not available until initialization was performed |
| 0X0945 | j1939_resetFailure-DM1 | Function not available until initialization was performed |

# F2500C / F2500CS / F2500W / MF2500C / MF2500CS / MF2500CL / SD2500C / SD2500CS / SD2550C / SD2550CS / SD2500W / SD2500WS
# - Internal Machine Failure-Codes chart RC36

| Fault Code | API function | Description |
|---|---|---|
| 0X0946 | j1939_resetFailure-DM2 | Function not available until initialization was performed |
| 0X0947 | j1939_setFailureDM1 | DM1 list overflow. Failure could not be stored in the DM1 failure list. |
| 0X0948 | j1939_setFailureDM1 | DM2 list overflow. Failure could not be stored in the DM2 failure list. |
| 0X0949 | j1939_resetFailure-DM1 | Failure could not be found in the DM1 failure list. |
| 0X094A | j1939_resetFailure-DM2 | Failure could not be deleted due to eeprom server error. |
| 0X094A | j1939_setFailureDM1 | Failure could not be stored due to eeprom server error. |
| 0X0951 | j1939_initDiagnostic | Parameter out of range, <error parameter> = parameter number |
| 0X0952 | j1939_getDiagnostic | Parameter out of range, <error parameter> = parameter number |
| 0X0953 | j1939_sendRequest-PGN | Parameter out of range, <error parameter> = parameter number |
| 0X0A01 | uds_registerInstances | Parameter out of range, <error parameter> = parameter number |
| 0X0A02 | uds_registerBuffers | Parameter out of range, <error parameter> = parameter number |
| 0X0A03 | uds_registerRxCall-back | Parameter out of range, <error parameter> = parameter number |
| 0X0A04 | uds_registerErrorCall-back | Parameter out of range, <error parameter> = parameter number |
| 0X0A05 | uds_registerInstances | Calling of function is not allowed in that program state. The call of this function must be located within the function sys_main. |
| 0X0A06 | uds_registerBuffers | Calling of function for uds instance = <error parameter> is not allowed in that program state. The call of this function must be located within the function sys_main. |

# F2500C / F2500CS / F2500W / MF2500C / MF2500CS / MF2500CL / SD2500C / SD2500CS / SD2550C / SD2550CS / SD2500W / SD2500WS
# - Internal Machine Failure-Codes chart RC36

| Fault Code | API function | Description |
|---|---|---|
| 0X0A10 | uds_initComm | Parameter out of range, <error parameter> = parameter number |
| 0X0A11 | uds_initComm | Initialization of RX databox failed in uds instance = <error parameter> |
| 0X0A12 | uds_initComm | Initialization of TX databox failed in uds instance = <error parameter> |
| 0X0A13 | uds_initComm | Calling of function for uds instance = <error parameter> is not allowed in that program state. The call of this function must be located within the function sys_main. |
| 0X0A14 | uds_initComm | This function was already called for uds instance = <error parameter> . |
| 0X0A15 | uds_initComm | The UDS RX buffer was not yet registered for uds instance = <error parameter>. Function uds_registerBuffers() has to be executed first. |
| 0X0A16 | uds_initComm | The UDS TX buffer was not yet registered for uds instance = <error parameter>. Function uds_registerBuffers() has to be executed first. |
| 0X0A17 | uds_initComm | A system task could not be registered for uds instance = <error parameter>. Limit of task number may be exceeded. |
| 0X0A1F | uds_initComm | Error occured during initialization of uds instance = <error parameter>. |
| 0X0A80 | - | UDS protocol timeout Bs during waiting for flow control within uds instance = <error parameter>, communication reset.This error may occur if the PC tool (e.g. BODAS-service or BODAS-design) was closed without terminating the UDS communication previously. |
| 0X0A81 | - | UDS protocol timeout Cr during waiting for consecutive frame within uds instance = <error parameter>, communication reset.This error may occur if the PC tool (e.g. BODAS-service or BODAS-design) was closed without terminating the UDS communication previously. |
| 0X0A82 | - | UDS flow control with overflow received within uds instance = <error parameter>, communication reset |
| 0X0A83 | - | UDS flow control with undefined flow status received within uds instance = <error parameter>, communication reset |
| 0X0A84 | - | UDS consecutive frame with unexpected sequence nbr received within uds instance = <error parameter>, communication reset |
| 0X0A85 | - | UDS can message with an unexpected PCI type was received in the actual state within uds instance = <error parameter>. Beginning of already received multi frame message was skipped and reception of new message was started. |
| 0X0A90 | - | UDS can RX buffer overflow within uds instance = <error parameter>, RX message lost |

# F2500C / F2500CS / F2500W / MF2500C / MF2500CS / MF2500CL / SD2500C / SD2500CS / SD2550C / SD2550CS / SD2500W / SD2500WS
# - Internal Machine Failure-Codes chart RC36

| Fault Code | API function | Description |
|---|---|---|
| 0X0A91 | - | Can TX buffer overflow within uds instance = <error parameter>, TX message lost. The CAN TX buffer for this CAN channel is to small and has to be increased. |
| 0X0A92 | - | UDS single frame msg with an invalid data length received within uds instance = <error parameter>, RX message ignored |
| 0X0A93 | - | UDS first frame msg with a to small data length received within uds instance = <error parameter>, RX message ignored |
| 0X0A94 | - | UDS first frame msg with a to great data length received within uds instance = <error parameter>, RX message ignored |
| 0X0B01 | outext_setProp | Parameter out of range, <error parameter> = parameter number |
| 0X0B02 | outext_getProp | Parameter out of range, <error parameter> = parameter number |
| 0X0B03 | outext_getPropSet | Parameter out of range, <error parameter> = parameter number |
| 0X0B04 | outext_getPropSet | PWM channel is not in closed loop mode, <error parameter> = LSB of channel number |
| 0X0C01 | emcy_cfg | Parameter out of range, <error parameter> = parameter number |
| 0X0C03 | emcy_disableInput | Parameter out of range, <error parameter> = parameter number |
| 0X0C05 | emcy_setPowerOn | Command execution rejected. Switch on of power outputs is not yet allowed. Reason = <error parameter>:1: INH (OE) - input is still active2: SW_INH - input is still active (n.a. in all devices)3: Vss_2 is switched off (n.a. in all devices)4: Function is locked by HW monitor (n.a. in all devices) |
| 0X0C11 | - | Stop function is active, but a wrong level at the SW_INH input was detected. Possible reasons: Emergency-off switch may be defect or the line to this switch may be broken or the debounce time is to small for this kind of switch. Power outputs are switched off. |
| 0X0C12 | - | Stop function is active, but a wrong level at the INH (or OE) input was detected. Possible reasons: Emergency-off switch may be defect or the line to this switch may be broken or the debounce time is to small for this kind of switch. Power outputs are switched off. |
| 0X0C13 | - | Stop function is active, but a wrong level at the power main switch <VP_x> was detected. Possible reasons: Internal hardware failure. Power outputs are switched off. |
| 0X0C14 | - | The switch off of the power main switch <VP_x> failed. Possible reasons: Internal hardware failure. Power outputs are switched off. |
| 0X0C15 | - | Sensor supply voltage Vss_2 has been switched off. Possible reasons: Application has switched off this voltage supply. Power outputs are switched off. |

# F2500C / F2500CS / F2500W / MF2500C / MF2500CS / MF2500CL / SD2500C / SD2500CS / SD2550C / SD2550CS / SD2500W / SD2500WS
# - Internal Machine Failure-Codes chart RC36

| Fault Code | API function | Description |
|---|---|---|
| 0X0C16 | - | Stop function is active, but a failure within the CPU hardware path of the SW_INH pin (dependent on controller type) was detected. Power outputs are switched off. |
| 0X0C80 | emcy_disableInput | This is an optional warning that the SW_INH input was disabled by the application. The occurence of this warning depends on the configuration of the specific RC30 controller type. |
| 0X0D01 | mo_crom | ROM single bit error (ECC) detected. CPU is able to correct single bit errors. |
| 0X0D02 | mo_crom | ROM double bit error (ECC). CPU is not able to correct double bit errors. |
| 0X0D03 | mo_cpfc | External watchdog overflow. |
| 0X0D04 | mo_cram | RAM content inconsistent. |
| 0X0D05 | mo_cram | RAM writability test failed. |
| 0X0D06 | mo_cpfc | Forbidden state entered. |
| 0X0D07 | mo_ccom | SPI malfunction |
| 0X0D08 | mo_cpcp | PCP code checksum error |
| 0X0D09 | mo_cgpta | GPTA timer malfunction |
| 0X0D0A | mo_cmem | external RAM address line or data line errorbit position : meaning0: error detected during data line low check1: error detected during data line high check2: error detected during address line low check3: error detected during address line high check4: error detected during byte control line check |
| 0X0E01 | - | VSS_1 (sensor supply 1) out of range<error parameter> 0 = too low, 1 = too high, 2 = too high in off state |
| 0X0E02 | - | VSS_2 (sensor supply 2) out of range<error parameter> 0 = too low, 1 = too high, 2 = too high in off state |
| 0X0E03 | - | VSS_3 (sensor supply 3) out of range<error parameter> 0 = too low, 1 = too high, 2 = too high in off state |
| 0X0E04 | - | VREF (ECU internal reference voltage) is too highwarning; voltage greater than warning limit but lower than error limit |
| 0X0E05 | - | V12V (ECU internal voltage 12 V) out of range<error parameter> 0 = too low, 1 = too high, but lower than error limit for pre-existing defect |

# F2500C / F2500CS / F2500W / MF2500C / MF2500CS / MF2500CL / SD2500C / SD2500CS / SD2550C / SD2550CS / SD2500W / SD2500WS
# - Internal Machine Failure-Codes chart RC36

| Fault Code | API function | Description |
|---|---|---|
| 0X0E06 | - | External watchdog: check at startup<error parameter> = error codebit position : meaning0 : VP_1 can not be switched on1 : VP_2 can not be switched on2 : timeout request3 : data read from external watchdog are invalid4 : error counter of external watchdog is too low5 : VP_1 was not switched off6 : VP_2 was not switched off7 : Setting response time during this ckeck was faulty. |
| 0X0E07 | - | Setting of response time of external watchdog was faulty |
| 0X0E08 | - | Cut off power supply by sys_setVP() works faulty. It is checked at startup.<error parameter> = error codebit position : meaning0 : VP_1 can not be switched on1 : VP_2 can not be switched on2 : VP_1 is not switched off by sys_setVP()3 : VP_2 is not switched off by sys_setVP() |
| 0X0E09 | - | Cut off power supply by 3V3 overvoltage detection works faulty.(3V3 = ECU internal voltage 3,3V) It is checked at startup.<error parameter> = error codebit position : meaning0 : VP_1 can not be switched on at the beginning of test1 : VP_2 can not be switched on at the beginning of test2 : VP_1 is not switched off by test after test was enabled3 : VP_2 is not switched off by test after test was enabled4 : VP_1 is not switched off by test after test was disabled5 : VP_2 is not switched off by test after test was disabled6 : Error during test of overvoltage detection7 : Error during test of undervoltage detectionNote: If there are errors during test of both overvoltage and undervoltage detection (bit 6 and 7 are set) than bit 0 - 5 are related to test of over-voltage detection. |
| 0X0E0A | - | Cut off power supply by 1V5 overvoltage detection works faulty. (1V5 = ECU internal voltage 1,5V) It is checked at startup.<error parameter> = error codebit position : meaning0 : VP_1 can not be switched on at the beginning of test1 : VP_2 can not be switched on at the beginning of test2 : VP_1 is not switched off by test after test was enabled3 : VP_2 is not switched off by test after test was enabled4 : VP_1 is not switched off by test after test was disabled5 : VP_2 is not switched off by test after test was disabled6 : Error during test of overvoltage detection7 : Error during test of undervoltage detectionNote: If there are errors during test of both overvoltage and undervoltage detection (bit 6 and 7 are set) than bit 0 - 5 are related to test of over-voltage detection. |
| 0X0E0B | - | Limit of operating hours is achieved. |
| 0X0E0C | - | Pre-existing defect of VREF (ECU internal reference voltage). It is checked at startup. |
| 0X0E0D | - | Pre-existing defect of V12V (ECU internal voltage 12V). It is checked at startup. |
| 0X0E0E | - | Error on EEPROM page 0 (system data) which can not be repaired. |
| 0X0E0F | - | Error on EEPROM page 15 (API data) which can not be repaired. |
| 0X0E010 | - | Error on EEPROM page of application which can not be repaired. |

# F2500C / F2500CS / F2500W / MF2500C / MF2500CS / MF2500CL / SD2500C / SD2500CS / SD2550C / SD2550CS / SD2500W / SD2500WS
# - Internal Machine Failure-Codes chart RC36

| Fault Code | API function | Description |
|---|---|---|
| 0X0E011 | - | V3V3_ext (3,3V for external use: pullup of inputs) out of range.<br><error parameter> 0 = too low, 1 = too high |
| 0X0E012 | - | ECU internal temperature sensors<br>warning hardware temperature is too high: temperature greater than warning limit |
| 0X0E013 | - | ECU internal temperature sensor<br>serror hardware temperature is too high: temperature greater than error limit |
| 0X0E014 | - | EEPROM page 15 (API data) and especially range for saving pre-existing defects is inconsistant. |
| 0X0E015 | - | EEPROM pages (61, 62) for saving errors are inconsistant. |
| 0X0E016 | - | RAM comparator switch-off test failed:<error parameter> = error codebit position : meaning0 : VP_1 can not be switched on at the beginning of test1 : VP_2 can not be switched on at the beginning of test2 : VP_1 is not switched off by test after test was enabled3 : VP_2 is not switched off by test after test was enabled |
| 0X0E017 | - | Stack overflow was detected. |
| 0X0E018 | - | Error in external RAM was detected during read access. |
| 0X0E019 | - | 3V3-/1V5- over-/under-voltage was detected. |
| 0X0F01 | safout | Invalid parameter. <error parameter> = number of parameter |
| 0X0F02 | safout_cfg | Invalid parameter. <error parameter> = number of parameter |
| 0X0F03 | safout_getStatus | Invalid parameter. <error parameter> = number of parameter |
| 0X0F04 | safout_getStatusxt | Invalid parameter. <error parameter> = number of parameter |
| 0X0F05 | safout_resetError | Invalid parameter. <error parameter> = number of parameter |
| 0X0F06 | safout_ignoreError | Invalid parameter. <error parameter> = number of parameter |
| 0X1001 | mo_cfgCheck | Invalid parameter. <error parameter> = number of parameter |

## 11 Internal Machine Failure-Codes chart RC28

| F2500C / F2500CS / F2500W / F2500WS / MF2500CS / MF2500CM / SD2500C / SD2500CS / SD2550C / SD2550CS / SD2500W / SD2500WS - Internal Machine Failure-Codes chart RC28 | | |
|---|---|---|
| **Fault Code** | **API function** | **Description** |
| 0101 | sys_register-Task | The specified API function was called with an invalid parameter. The number of this parameter is saved in <error parameter>. |
| 0102 | sys_register-Task | The specified function was called outside of sys_main() (C) / PLC_PRG (BODAS design) but it is only allowed to call it inside of sys_main() / PLC_PRG. |
| 0103 | sys_register-Task | The maximum number of tasks is exceeded.An another task can't be registered. |
| 0104 | sys_registerIdle-Task | The specified API function was called with an invalid parameter. The number of this parameter is saved in <error parameter>. |
| 0105 | sys_registerIdle-Task | The specified function was called outside of sys_main() (C) / PLC_PRG (BODAS design) but it is only allowed to call it inside of sys_main() / PLC_PRG. |
| 0106 | sys_registerIdle-Task | The maximum number of idle tasks is exceeded.An another idle task can't be registered. |
| 0107 | sys_init | The identification of EEPRM layout was wrong (that means an invalid EEPROM version was detected). Application will not be started!Please see sys_registerEmergencyTask() in API manual too. |
| 0108 | sys_init | The ECU which is specified in the second parameter of sys_init() doesn't match the actual ECU.Application will not be started!Please see sys_registerEmergencyTask() in API manual too. |
| 0109 | sys_init | The software name which is specified in the first parameter of sys_init() is to long.Application will not be started!Please see sys_registerEmergencyTask() in API manual too. |

| F2500C / F2500CS / F2500W / F2500WS / MF2500CS / MF2500CM / SD2500C / SD2500CS / SD2550C / SD2550CS / SD2500W / SD2500WS<br>- Internal Machine Failure-Codes chart RC28 | | |
|---|---|---|
| **Fault Code** | **API function** | **Description** |
| 010A | sys_init | A new software version was detected. Initialisation of eeprom data will be required. The function registered by sys_registerSetDefaultsFunction() is called.Remark: This error is set only as active error but it will not be saved in EEPROM because application should be only informed about this fact but it's not a real error. |
| 010B | sys_init | The specified function was called outside of sys_main() (C) / PLC_PRG (BODAS design) but it is only allowed to call it inside of sys_main() / PLC_PRG.Application will not be started!Please see sys_registerEmergency-Task() in API manual too. |
| 010C | - | EEPROM data are not yet initialised.This is an additional information. But an error with code 0x0107 is set too. |
| 010D | sys_registerAf-terRunFunction | The specified API function was called with an invalid parameter. The number of this parameter is saved in <error parameter>. |
| 010E | sys_registerAf-terRunFunction | The specified function was called outside of sys_main() (C) / PLC_PRG (BODAS design) but it is only allowed to call it inside of sys_main() / PLC_PRG. |
| 010F | sys_registerAf-terRunFunction | An after run function is already registered. Overwritting and more then one function are not allowed. |
| 0110 | sys_getTa-skLoad | The specified API function was called with an invalid parameter. The number of this parameter is saved in <error parameter>. |
| 0111 | sys_getTa-skLoad | An range overflow was occured during measurement of task load.<error parameter> informs about more details:64 : range overflow was occured already during calculation of run time of one task65 : range overflow was occured only after summarizing run time of all tasks |
| 0112 | - | The after run state could not read successfully (from device connected by SPI to microcontroller). |

| F2500C / F2500CS / F2500W / F2500WS / MF2500CS / MF2500CM / SD2500C / SD2500CS / SD2550C / SD2550CS / SD2500W / SD2500WS<br>- Internal Machine Failure-Codes chart RC28 | | |
|---|---|---|
| **Fault Code** | **API function** | **Description** |
| 0113 | - | The state of ignition line (KL15) could not read successfully (from device connected by SPI to microcontroller). |
| 0114 | - | Setting response timeof external watchdog was failed. |
| 0115 | sys_getHwTemp | The specified API function was called with an invalid parameter. The number of this parameter is saved in <error parameter>. |
| 0116 | sys_setVP | The specified API function was called with an invalid parameter. The number of this parameter is saved in <error parameter>. |
| 0117 | sys_setVP | Hardware doesn't support switch on/off. |
| 0118 | sys_setVSS | The specified API function was called with an invalid parameter. The number of this parameter is saved in <error parameter>. |
| 0119 | sys_setVSS | Hardware doesn't support switch on/off. |
| 011A | sys_getVP | The specified API function was called with an invalid parameter. The number of this parameter is saved in <error parameter>. |
| 011B | sys_getSupply | The specified API function was called with an invalid parameter. The number of this parameter is saved in <error parameter>. |
| 011D | sys_cfgVSS | The specified API function was called with an invalid parameter. The number of this parameter is saved in <error parameter>. |
| 011E | sys_cfgVSS | Hardware doesn't support configuration. |

| F2500C / F2500CS / F2500W / F2500WS / MF2500CS / MF2500CM / SD2500C / SD2500CS / SD2550C / SD2550CS / SD2500W / SD2500WS<br>- Internal Machine Failure-Codes chart RC28 | | |
|---|---|---|
| **Fault Code** | **API function** | **Description** |
| 011F | sys_getVersion | The specified API function was called with an invalid parameter. The number of this parameter is saved in <error parameter>. |
| 0120 | sys_initTC | The specified API function was called with an invalid parameter. The number of this parameter is saved in <error parameter>. |
| 0121 | sys_initTC | The specified function was called outside of sys_main() (C) / PLC_PRG (BODAS design) but it is only allowed to call it inside of sys_main() / PLC_PRG.The number of check point is saved in <error parameter>. |
| 0122 | sys_initTC | The check point was already initialised and reinitialisation is not allowed.The number of check point is saved in <error parameter>. |
| 0123 | - | API internal failure regarding checkpoints. |
| 0124 | - | API internal failure regarding checkpoints. |
| 0125 | sys_triggerTC | The specified API function was called with an invalid number check point (parameter 1). The number of this checkpoint is saved in <error parameter>. |
| 0126 | - | The check of a check point was faulty.The number of this check point is saved in<error parameter>. |
| 0127 | - | No check point was initialised.Application will not be started!Please see sys_registerEmergencyTask() in API manual too. |
| 0128 | - | The after run functionality could not be activated after power on/reset of the ECU. The reason is an SPI bus error.Application will not be started!Please see sys_registerEmergencyTask() in API manual too. |
| 0129 | - | The mode of afterun functionality could not set.The set point is saved <error parameter>:0 = afterun feature is disabled1 = afterun feature is enabled |

| F2500C / F2500CS / F2500W / F2500WS / MF2500CS / MF2500CM / SD2500C / SD2500CS / SD2550C / SD2550CS / SD2500W / SD2500WS<br>- Internal Machine Failure-Codes chart RC28 | | |
|---|---|---|
| **Fault Code** | **API function** | **Description** |
| 012A | sys_registerE-mergencyTask | The specified API function was called with an invalid parameter. The number of this parameter is saved in <error parameter>. |
| 012B | sys_registerE-mergencyTask | The specified function was called outside of sys_main() (C) / PLC_PRG (BODAS design) but it is only allowed to call it inside of sys_main() / PLC_PRG. |
| 012C | - | A hardware reset was occured. The reset-ID is saved in <error parameter> with the following meanning:0: Controller Watchdog Reset. |
| 012D | - | A trap and then as a follow a reset of the microcontroller was occured. The reset-ID is saved in <error parame-ter> with the following meanning: 0: TCN=0,TIN=0:MMU: Virtual Address Fill 1: TCN=0,TIN=1:MMU: Virtual Address Protection 2: TCN=1,TIN=1:Privileged Instruction 3: TCN=1,TIN=2:Memory Protection: Read Access 4: TCN=1,TIN=3:Memory Protection: Write Access 5: TCN=1,TIN=4:Memory Protection: Execution Access 6: TCN=1,TIN=5:Memory Protection: Peripheral Access 7: TCN=1,TIN= 6:Memory Protection: Null Address 8: TCN=1,TIN= 7:Global Register Write Protec-tion 9: TCN=2,TIN=1:Illegal Opcode 10: TCN=2,TIN=2:Unimplemented Opcode 11: TCN=2,TIN=3:Invalid Operand Specification 12: TCN=2,TIN=4:Data Address Alignment Error 13: TCN=2,TIN=5:Invalid Local Memory Address 14: TCN=3,TIN=1:Free Context List Depleted 15: TCN=3,TIN=2:Call Depth Overflow 16: TCN=3,TIN=3:Call Depth Underflow 17: TCN=3,TIN=4:Free Context List Underflow 18: TCN=3,TIN=5:Call Stack Underflow 19: TCN=3,TIN=6:Context Type Error 20: TCN=3,TIN=7:Nesting Error 21: TCN=4,TIN=1:Program Fetch Synchronous Error 22: TCN=4,TIN=2:Data Access Synchronous Error 23: TCN=4,TIN=3:Data Access Asynchronous Error 24: TCN=5,TIN=1:Arithmetic Overflow 25: TCN=5,TIN=2:Sticky Arithmetic Overflow 26: TCN=6,TIN=0-255:System Call 27: TCN=7,TIN=0:NMI Watchdog This error can occur if the check points initialized by sys_initTC() are not triggered accurate (see sys_triggerTC()). 28: TCN=7,TIN=0:NMI Parity ErrorThese errors are set by microcontroller. More detailed information can be found in Infineon's TriCore manual by using TCN and TIN. |
| 012D | - | The following numbers are only valid for TC1796: 29: TCN=7,TIN=0:NMI External 30: TCN=7,TIN=0:NMI PLL 31: TCN=7,TIN=0:NMI Reserve 1 32: TCN=7,TIN=0:NMI Reserve 2 |

| F2500C / F2500CS / F2500W / F2500WS / MF2500CS / MF2500CM / SD2500C / SD2500CS / SD2550C / SD2550CS / SD2500W / SD2500WS<br>- Internal Machine Failure-Codes chart RC28 | | |
|---|---|---|
| **Fault Code** | **API function** | **Description** |
| 012D | - | The following numbers are only valid for TC1797 and TC1724: 33:TCN=4,TIN=4:Coprocessor Trap Asynchronous Error 34:TCN=4,TIN=5:Program Memory Integrity Error 35:TCN=4,TIN=6:Data Memory Integrity Error 36:TCN=7,TIN=0:NMI ESR0 37:TCN=7,TIN=0:NMI ESR1 38:TCN=7,TIN=0:NMI RES0 set to 0 39:TCN=7,TIN=0:NMI Low Detection Of Oscillator Watchdog Of PLL 40:TCN=7,TIN=0:NMI High Detection Of Oscillator Watchdog Of PLL 41:TCN=7,TIN=0:NMI Spike Detection Of Oscillator Watchdog Of PLL 42:TCN=7,TIN=0:NMI PLL VCO Loss Of Lock 43:TCN=7,TIN=0:NMI PLL_ERAY VCO Loss-of Oscillator Lock 44:TCN=7,TIN=0:NMI Flash 0 |

| F2500C / F2500CS / F2500W / F2500WS / MF2500CS / MF2500CM / SD2500C / SD2500CS / SD2550C / SD2550CS / SD2500W / SD2500WS<br>- Internal Machine Failure-Codes chart RC28 | | |
|---|---|---|
| **Fault Code** | **API function** | **Description** |
| 012D | - | The following numbers are only valid for TC1724: 45:TCN=7,TIN=0:Parity Error:Program Integrity Error Detected 46:TCN=7,TIN=0:Parity Error: Program Integrity Error - Tag Memory 47:TCN=7,TIN=0:Parity Error: Program Integrity Error - Cache Memory 48:TCN=7,TIN=0:Parity Error: Program Integrity Error - Scratchpad Memory 49:TCN=7,TIN=0:Parity Error: Program Integrity Error - Bus Access 50:TCN=7,TIN=0:Parity Error: Data Integrity Error Detected 51:TCN=7,TIN=0:Parity Error: Data Integrity Error - Tag Memory 52:TCN=7,TIN=0:Parity Error: Data Integrity Error - Cache Memory 53:TCN=7,TIN=0:Parity Error: Data Integrity Error - Scratchpad Memory 54:TCN=7,TIN=0:Parity Error: Data Integrity Error - Bus Access 55:TCN=7,TIN=0: NMI Parity Error Flag for LDRAM/DCACHE or DSPR/DCACHE (TC1.6) 56:TCN=7,TIN=0:NMI Parity Error Flag for Data Cache TAG RAM 57:TCN=7,TIN=0:NMI Parity Error Flag for SPRAM/ICACHE or PSPR/ICACHE (TC1.6) 58:TCN=7,TIN=0:NMI Parity Error Flag for Program Cache TAG RAM Memory 59:TCN=7,TIN=0:NMI Parity Error Flag for PMU or LMU (TC1.6) 60:TCN=7,TIN=0:NMI Parity Error Flag for Parameter RAM Memory 61:TCN=7,TIN=0:NMI Parity Error Flag for Code Memory 62:TCN=7,TIN=0:NMI Parity Error Flag for CAN Memory 63:TCN=7,TIN=0:NMI Parity Error Flag for ERAY Memory 64:TCN=7,TIN=0:NMI Parity Error Flag for SRI-Bus (TC1.6) 65:TCN=7,TIN=0:NMI Parity Error Flag for EBU (TC1.6) 66:TCN=7,TIN=0:NMI Parity Error Flag for BMU (TC1.6) 67:FLASH: Command sequence error interrupt 68:FLASH: Protection error interrupt 69:FLASH: Pflash single bit error interrupt 70:FLASH: Pflash double bit error interrupt 71:FLASH1: Pflash single bit error interrupt 72:FLASH1: Pflash double bit error interrupt 73:FLASH: Dflash single bit error interrupt 74:FLASH: Dflash double bit error interrupt 75:FLASH: End of busy interrupt 76:MLI: Tx Parity error interrupt 77:MLI: Tx Time out error interrupt 78:MLI: Rx Parity error interrupt 79:MLI: Rx Memory protection error interrupt 80:PCP: Bus error 81:PCP: Invalid opcode 82:PCP: Disabled channel request 83:PCP: Instruction address error 84:bus error detected by DBCU 85:bus error detected by PBCU 86:bus error detected by RBCU 87:bus error detected by SBCU 88:bus error detected by LBCU 89:floating point calculation error 90:bus error detected by XBAR (Transaction ID MCI0) 91:bus error detected by XBAR (Transaction ID MCI1) 92:bus error detected by XBAR (Transaction ID MCI2) 93:bus error detected by XBAR (Transaction ID MCI3) 94:bus error detected by XBAR (Transaction ID MCI4) 95:bus error detected by XBAR (Transaction ID MCI5) 96:bus error detected by XBAR (Transaction ID |

| F2500C / F2500CS / F2500W / F2500WS / MF2500CS / MF2500CM / SD2500C / SD2500CS / SD2550C / SD2550CS / SD2500W / SD2500WS<br>- Internal Machine Failure-Codes chart RC28 | | |
|---|---|---|
| **Fault Code** | **API function** | **Description** |
| 012E | - | API internal error regarding an optinal API library. |
| 012F | sys_getActi-veErrors | The specified API function was called with an invalid parameter. The number of this parameter is saved in <error parameter>. |
| 0130 | sys_getRese-tInfo | The specified API function was called with an invalid parameter. The number of this parameter is saved in <error parameter>. |
| 0131 | sys_getSave-dErrors | The specified API function was called with an invalid parameter. The number of this parameter is saved in <error parameter>. |
| 0132 | sys_registerSet-DefaultsFunc-tion | The specified API function was called with an invalid parameter. The number of this parameter is saved in <error parameter>. |
| 0133 | sys_setError-Callback | The specified API function was called with an invalid parameter. The number of this parameter is saved in <error parameter>. |
| 0135 | sys_register-Task | This error can only occur in BODAS design.The specified API function was called with an invalidtask priority (second parameter). |
| 0136 | - | This error can only occur in BODAS design.API internal error: RTS library is not implemented. |
| 0137 | - | This error can only occur in BODAS design.API internal error regarding debugging. |
| 0138 | - | This error can only occur in BODAS design.API internal error regarding debugging. |
| 0139 | - | This error can only occur in BODAS design.API internal error regarding debugging. |

| F2500C / F2500CS / F2500W / F2500WS / MF2500CS / MF2500CM / SD2500C / SD2500CS / SD2550C / SD2550CS / SD2500W / SD2500WS<br>- Internal Machine Failure-Codes chart RC28 | | |
|---|---|---|
| **Fault Code** | **API function** | **Description** |
| 013A | - | This error can only occur in BODAS design.API internal error regarding debugging. |
| 013B | - | This error can only occur in BODAS design.API internal error regarding debugging. |
| 013C | - | This error can only occur in BODAS design.API internal error regarding debugging. |
| 013D | - | This error can only occur in BODAS design.API internal error regarding debugging. |
| 013E | sys_register-Task | This error can only occur in BODAS design.Another condition is that debugging feature is used.Registration of a task is not allowed if program was stopped for instance by stop button or by a breakpoint. |
| 013F | sys_registerIdle-Task | This error can only occur in BODAS design.Another condition is that debugging feature is used.Registration of an idle task is not allowed if program was stopped for instance by stop button or by a breakpoint. |
| 0140 | sys_init | The API which was used for creating the application program isn't designed for the ECU where the application is executed. |
| 0141 | sys_getINH | The specified function was called but there is no inhibit input at this ECU. |
| 0142 | - | At this ECU there are no valid calibration data.Therefore only default values are used.The effect is that the accurracy of measurments for example current of power output stages is gotten worse. |
| 0143 | - | The internal power supply was switched off because a short Circuit/overcurrent was detected. |
| 0144 | - | Power supply VP_1 was switched off. The reason is saved in <error parameter>:0 : Short Circuit/Overcurrent was detected1 : Input inhibit was active2 : Timeout of external watchdog |
| 0145 | - | Power supply VP_2 was switched off. The reason is saved in <error parameter>:0 : Short Circuit/Overcurrent was detected1 : Input inhibit was active2 : Timeout of external watchdog |

| F2500C / F2500CS / F2500W / F2500WS / MF2500CS / MF2500CM / SD2500C / SD2500CS / SD2550C / SD2550CS / SD2500W / SD2500WS<br>- Internal Machine Failure-Codes chart RC28 | | |
|---|---|---|
| **Fault Code** | **API function** | **Description** |
| 0146 | sys_setError | The specified API function was called with an invalid parameter. The number of this parameter is saved in <error parameter>. |
| 0147 | - | Fast Deactivation of WDA output (CY320) could not be done. The consequence is that power supply of outputs and transmitter of CAN channels CAN_2, CAN_3, CAN_4 are enabled 300ms after calling sys_main().Note: It depends on ECU hardware!Details are saved in <error parameter>. |
| 0148 | sys_setErrorExtTime | The specified API function was called with an invalid parameter. The number of this parameter is saved in <error parameter>. |
| 0149 | - | Ignition was switched off. It is waited for finishing of all task/idle task cycles which were started before. But not all cycles were completed within a timeout time of one minute maybe because of an endless loop. Thus these task cycles were interrupted by API.The information about tasks whose cycle must be interrupted because of timeout is saved in <error parameter>.The information is bit coded:bit 0 : idle taskbit 1 : task of priority class A (low)bit 2 : task of priority class Bbit 3 : task of priority class Cbit 4 : task of priority class D (high) |
| 014A | - | Power supply VP_3 was switched off because a short circuit/overcurrent was detected. |
| 014B | sys_permitAfterRun | The specified API function was called with an invalid parameter. The number of this parameter is saved in <error parameter>. |
| 014C | - | Sensor supply VSS_4 was switched off because short circuit to ground was detected. |
| 014D | - | The startup respective boost voltage for the sensor supply voltages VSS2 and VSS3 is switched off after timeout from 500ms, because at least one of VSS2 or VSS3 is not available (short circuit to ground or overload) |
| 014E | sys_setEcu | The specified function is not supported by this ECU. |

| F2500C / F2500CS / F2500W / F2500WS / MF2500CS / MF2500CM / SD2500C / SD2500CS / SD2550C / SD2550CS / SD2500W / SD2500WS<br>- Internal Machine Failure-Codes chart RC28 | | |
|---|---|---|
| **Fault Code** | **API function** | **Description** |
| 014F | sys_setEcu | There is an error with regard to the specified function.Details are saved in <error parameter>:0 : the feature is not supported by this ECU.1 : The first parameter is invalid. |
| 0150 | - | Power supply VP_4 was switched off because a short circuit/overcurrent was detected. |
| 0153 | - | Sensor supply VSS_1 was switched off,Overvoltage/Undervoltage was detected |
| 0154 | - | Sensor supply VSS_2 was switched off.<error parameter>:0: Overcurrent was detected.1: Failure after switch off, restart from ECU necessary |
| 0155 | - | The address/location of a trap is saved in <error parameter>. Because an address is a 32 bit word, three further error codes are used: 0x0156, 0x0157, 0x0158.The <error parameter> of error code 0x0155 contains the lowest 8 bit of the trap address (LSB) and the <error parameter> of error code 0x0158 contains the highest 8 bit of the trap address (MSB).example: trap address = 0x12345678 error code error parameter 0x0155 0x78 0x0156 0x56 0x0157 0x34 0x0158 0x12These error codes (or trap address) are related to error 0x012D which is saved before, in order to inform about the address where the trap was occured.This address can help to find the wrong source code in application program. |
| 0156 | - | Please see at error code 0x0155. |
| 0157 | - | Please see at error code 0x0155. |
| 0158 | - | Please see at error code 0x0155. |
| 0201 | can_init / can_initxt | The specified API function was called with an invalid parameter. The number of this parameter is saved in <error parameter>. |
| 0202 | can_sendData | The specified API function was called with an invalid parameter. The number of this parameter is saved in <error parameter>. |

| F2500C / F2500CS / F2500W / F2500WS / MF2500CS / MF2500CM / SD2500C / SD2500CS / SD2550C / SD2550CS / SD2500W / SD2500WS<br>- Internal Machine Failure-Codes chart RC28 | | |
|---|---|---|
| **Fault Code** | **API function** | **Description** |
| 0203 | can_sendData | There is a buffer overflow and data can not be sent. The related CAN channel is saved in <error parameter>. |
| 0204 | can_registerTx-Buf | The specified API function was called with an invalid parameter. The number of this parameter is saved in <error parameter>. |
| 0205 | can_registerTx-Buf | The specified API function was called with an invalid parameter. The number of this parameter is saved in <error parameter>. |
| 0206 | can_registerR-xCallback | The specified API function was called with an invalid parameter. The number of this parameter is saved in <error parameter>. |
| 0207 | can_registerR-xCallback | The specified API function was called with an invalid parameter. The number of this parameter is saved in <error parameter>. |
| 0208 | can_registerBu-sOffCallback | The specified API function was called with an invalid parameter. The number of this parameter is saved in <error parameter>. |
| 0209 | can_registerBu-sOffCallback | The specified API function was called with an invalid parameter. The number of this parameter is saved in <error parameter>. |
| 020A | can_registerRx-Databoxes | The specified API function was called with an invalid parameter. The number of this parameter is saved in <error parameter>. |
| 020B | can_registerRx-Databoxes | The specified API function was called with an invalid parameter. The number of this parameter is saved in <error parameter>. |
| 020C | can_registerRx-Buf | The specified API function was called with an invalid parameter. The number of this parameter is saved in <error parameter>. |

| F2500C / F2500CS / F2500W / F2500WS / MF2500CS / MF2500CM / SD2500C / SD2500CS / SD2550C / SD2550CS / SD2500W / SD2500WS<br>- Internal Machine Failure-Codes chart RC28 | | |
|---|---|---|
| **Fault Code** | **API function** | **Description** |
| 020D | can_registerRx-Buf | The specified API function was called with an invalid parameter. The number of this parameter is saved in <error parameter>. |
| 020E | can_initRxData-box | The specified API function was called with an invalid parameter. The number of this parameter is saved in <error parameter>. |
| | can_cfgRxData-box | |
| 020F | can_getData | The specified API function was called with an invalid parameter. The number of this parameter is saved in <error parameter>. |
| 0210 | can_getData | The receive buffer length is zero. Thus CAN messages can not be buffered.Please do the following:either the specified function has not to be called in source codeor a receive buffer is registered for this CAN channel by means of API function can_registerRxBuf() at first. |
| 0211 | can_getDatabox | The specified API function was called with an invalid parameter. The number of this parameter is saved in <error parameter>. |
| 0212 | can_getDatabox | The receive data box specified in the second parameter of the specified function is not initialised. The number of receive data box is saved in <error parameter>.A receive data box has to be initialised by API command can_initRxDatabox() before it can be used. |
| 0213 | can_initTxData-box | The specified API function was called with an invalid parameter. The number of this parameter is saved in <error parameter>. |
| | can_cfgTxData-box | |

| F2500C / F2500CS / F2500W / F2500WS / MF2500CS / MF2500CM / SD2500C / SD2500CS / SD2550C / SD2550CS / SD2500W / SD2500WS<br>- Internal Machine Failure-Codes chart RC28 | | |
|---|---|---|
| **Fault Code** | **API function** | **Description** |
| 0214 | can_isData-boxFree | The specified API function was called with an invalid parameter. The number of this parameter is saved in <error parameter>. |
| 0215 | can_isData-boxFree | The transmit data box specified in the second parameter of the specified function is not initialised. The number of transmit data box is saved in <error parameter>.A transmit data box has to be initialised by API command can_initTxDatabox() before it can be used. |
| 0216 | can_sendData-box | The specified API function was called with an invalid parameter. The number of this parameter is saved in <error parameter>. |
| 0217 | can_sendData-box | The transmit data box specified in the second parameter of the specified function is not initialised. The number of transmit data box is saved in <error parameter>.A transmit data box has to be initialised by API command can_initTxDatabox() before it can be used. |
| 0218 | can_registerTx-Databoxes | The specified API function was called with an invalid parameter. The number of this parameter is saved in <error parameter>.But there is an <error parameter> with an other meanning:35 : The specified function was called outside of sys_main() (C) / PLC_PRG (BODAS design) but it is only allowed to call it inside of sys_main() / PLC_PRG. |
| 0219 | can_isTxEmpty | The specified API function was called with an invalid parameter. The number of this parameter is saved in <error parameter>. |
| 021A | can_registerTx-Buf | Invalid count of buffer. <error parameter> = number of parameter |
| 021B | can_registerRx-Buf | Invalid count of buffer. <error parameter> = number of parameter |

| F2500C / F2500CS / F2500W / F2500WS / MF2500CS / MF2500CM / SD2500C / SD2500CS / SD2550C / SD2550CS / SD2500W / SD2500WS<br>- Internal Machine Failure-Codes chart RC28 | | |
|---|---|---|
| **Fault Code** | **API function** | **Description** |
| 021C | can_registerRx-Databoxes | Invalid count of databoxes. <error parameter> = number of parameter |
| 021D | can_registerTx-Databoxes | Invalid count of databoxes. <error parameter> = number of parameter |
| 021E | can_registerRx-Databoxes | This error can only occur in BODAS design.The number of Rx data boxes, registered already, is greater than the new number. |
| 021F | can_registerTx-Databoxes | This error can only occur in BODAS design.The number of Tx data boxes, registered already, is greater than the new number. |
| 0220 | can_getStatus | The specified API function was called with an invalid parameter. The number of this parameter is saved in <error parameter>. |
| 0221 | can_getTxBuf-Status | The specified API function was called with an invalid parameter. The number of this parameter is saved in <error parameter>. |
| 0222 | can_resetTxBuf | The specified API function was called with an invalid parameter. The number of this parameter is saved in <error parameter>. |
| 0223 | can_stop | The specified API function was called with an invalid parameter. The number of this parameter is saved in <error parameter>. |
| 0224 | can_start | The specified API function was called with an invalid parameter. The number of this parameter is saved in <error parameter>. |
| 0225 | can_registerRx-Buf | New buffer overlaps with a buffer registered already.<error parameter>:0: Buffers have a different start address.1: Both buffers have the same start address. May be the same variable is used twice. |

| F2500C / F2500CS / F2500W / F2500WS / MF2500CS / MF2500CM / SD2500C / SD2500CS / SD2550C / SD2550CS / SD2500W / SD2500WS - Internal Machine Failure-Codes chart RC28 | | |
|---|---|---|
| **Fault Code** | **API function** | **Description** |
| 0226 | can_registerTx-Buf | The new buffer which should be registered by the specified function overlaps with a buffer registered already.Thus the new buffer was not registered.Detailed informations are saved in <error parameter>:0: Buffers have a different start address.1: Both buffers have the same start address. May be the same variable is used twice. |
| 0227 | can_registerTx-Databoxes | The new buffer which should be registered by the specified function overlaps with a buffer registered already.Thus the new buffer was not registered.Detailed informations are saved in <error parameter>:0: Buffers have a different start address.1: Both buffers have the same start address. May be the same variable is used twice. |
| 0228 | can_registerRx-Databoxes | The new buffer which should be registered by the specified function overlaps with a buffer registered already.Thus the new buffer was not registered.Detailed informations are saved in <error parameter>:0: Buffers have a different start address.1: Both buffers have the same start address. May be the same variable is used twice. |
| 0229 | can_initRxData-box | New buffer overlaps with a buffer registered already.<error parameter>:0: Buffers have a different start address.1: Both buffers have the same start address. May be the same variable is used twice. |
| 022A | can_setRxFilter | The specified API function was called with an invalid parameter. The number of this parameter is saved in <error parameter>. |
| 022B | can_setTxCycle | The specified API function was called with an invalid parameter. The number of this parameter is saved in <error parameter>. |
| 022C | can_cfgHwBo-xes | The specified API function was called with an invalid parameter. The number of this parameter is saved in <error parameter>. |
| 022D | can_cfgHwBo-xes | The sum of all parameters is not valid. The required sum for the parameters is: Number data boxes of CAN controller - (4 * Nbr of CAN channels) The number of data boxes of the controller is dependent on the CPU, possible values are e.g. 64 or 128. |

| F2500C / F2500CS / F2500W / F2500WS / MF2500CS / MF2500CM / SD2500C / SD2500CS / SD2550C / SD2550CS / SD2500W / SD2500WS - Internal Machine Failure-Codes chart RC28 | | |
|---|---|---|
| **Fault Code** | **API function** | **Description** |
| 022E | can_cfgHwBo-xes | There is an invalid sequence of the function calls. The function can_cfgHwBoxes() must be called before the first call of any other can function. |
| 022F | can_initRxHw-Databox | The specified API function was called with an invalid parameter. The number of this parameter is saved in <error parameter>. |
| 0230 | can_getErr-Counter | The specified API function was called with an invalid parameter. The number of this parameter is saved in <error parameter>. |
| 0231 | can_getRxBuf-Status | The specified API function was called with an invalid parameter. The number of this parameter is saved in <error parameter>. |
| 0301 | in | The specified API function was called with an invalid parameter. The number of this parameter is saved in <error parameter>. |
| 0301 | outext_getProp | The specified API function was called with an invalid parameter. The number of this parameter is saved in <error parameter>.Same error code as in() function, because the outext function internally uses the in() function. |
| 0302 | inxt | The specified API function was called with an invalid parameter. The number of this parameter is saved in <error parameter>. |
| 0303 | in_cfgVoltageIn-put | The specified API function was called with an invalid parameter. The number of this parameter is saved in <error parameter>. |
| 0304 | in_getPhase | The specified API function was called with an invalid parameter. The number of this parameter is saved in <error parameter>. |
| 0305 | in_setPullup | The specified API function was called with an invalid parameter. The number of this parameter is saved in <error parameter>. |

| F2500C / F2500CS / F2500W / F2500WS / MF2500CS / MF2500CM / SD2500C / SD2500CS / SD2550C / SD2550CS / SD2500W / SD2500WS - Internal Machine Failure-Codes chart RC28 | | |
|---|---|---|
| **Fault Code** | **API function** | **Description** |
| 0306 | in_setPullup | Hardware doesn't support configuration. |
| 0307 | in_setCurrent-Measurement | The specified API function was called with an invalid parameter. The number of this parameter is saved in <error parameter>. |
| 0308 | in_setCurrent-Measurement | Hardware doesn't support configuration. |
| 0309 | in_setDSM | Invalid parameter. <error parameter> = number of parameter |
| 030A | in_setDSM | Hardware doesn't support configuration. |
| 030B | in_cfgTempSen-sorType | The specified API function was called with an invalid parameter. The number of this parameter is saved in <error parameter>. |
| 030C | - | DSM shunt protection. <error parameter> = channel number |
| 030D | in_getStatus | The specified API function was called with an invalid parameter. The number of this parameter is saved in <error parameter>. |
| 030E | in_cfgCurrentIn-put | The specified API function was called with an invalid parameter. The number of this parameter is saved in <error parameter>. |
| 030F | in_setPeriod | The specified API function was called with an invalid parameter. The number of this parameter is saved in <error parameter>. |
| 0310 | in_enablePhase | The specified API function was called with an invalid parameter. The number of this parameter is saved in <error parameter>. |

| F2500C / F2500CS / F2500W / F2500WS / MF2500CS / MF2500CM / SD2500C / SD2500CS / SD2550C / SD2550CS / SD2500W / SD2500WS<br>- Internal Machine Failure-Codes chart RC28 | | |
|---|---|---|
| **Fault Code** | **API function** | **Description** |
| 0311 | in_resetPhase | The specified API function was called with an invalid parameter. The number of this parameter is saved in <error parameter>. |
| 0312 | in_cfgDigitalIn-put | The specified API function was called with an invalid parameter. The number of this parameter is saved in <error parameter>. |
| 0313 | in_enablePhase | At least one frequency input ist configured forfrequency acquisition or pulse measurement. |
| 0314 | in_resetPhase | At least one frequency input ist configured forfrequency acquisition or pulse measurement. |
| 0315 | in_registerFre-qAcqBuf | The specified API function was called with an invalid parameter. The number of this parameter is saved in <error parameter>. |
| 0316 | in_registerFre-qAcqBuf | New buffer overlaps with a buffer registered already.<error parameter>:0: Buffers have a different start address.1: Both buffers have the same start address. May be the same variable is used twice. |
| 0317 | in_registerFre-qAcqBuf | Frequency input is configured for phase or pulse measurement.<error parameter> = channel number |
| 0318 | in_registerFre-qAcqCopyBuf | The specified API function was called with an invalid parameter. The number of this parameter is saved in <error parameter>. |
| 0319 | in_registerFre-qAcqCopyBuf | New buffer overlaps with a buffer registered already.<error parameter>:0: Buffers have a different start address.1: Both buffers have the same start address. May be the same variable is used twice. |
| 031A | in_getFreqAcq | Invalid parameter. <error parameter> = number of parameter |
| 031B | in_getFreqAcq | Copy buffer is not registered |
| 031C | in_getFreqAcq | Copy buffer is too small |

| F2500C / F2500CS / F2500W / F2500WS / MF2500CS / MF2500CM / SD2500C / SD2500CS / SD2550C / SD2550CS / SD2500W / SD2500WS<br>- Internal Machine Failure-Codes chart RC28 | | |
|---|---|---|
| **Fault Code** | **API function** | **Description** |
| 031D | in_getFreqAcq | Buffer from the frequency input is not registered |
| 031E | in_enablePulse | The specified API function was called with an invalid parameter. The number of this parameter is saved in <error parameter>. |
| 031F | in_enablePulse | At least one frequency input ist configured forfrequency acquisition or phase measurment |
| 0320 | in_getPulse | The specified API function was called with an invalid parameter. The number of this parameter is saved in <error parameter>. |
| 0321 | in_getPulse | Pulse measurement is not enabled |
| 0322 | in_resetPulse | The specified API function was called with an invalid parameter. The number of this parameter is saved in <error parameter>. |
| 0323 | in_resetPulse | Pulse measurement is not enabled |
| 0324 | in_getPhase | Phase measurement is not enabled |
| 0401 | out | The specified API function was called with an invalid parameter. The number of this parameter is saved in <error parameter>. |
| 0401 | outext_setProp | The specified API function was called with an invalid parameter. The number of this parameter is saved in <error parameter>.Same error code as out() function, because the outext function internally uses the out() function. |
| 0402 | out_cfg / out_cf-gxt | The specified API function was called with an invalid parameter. The number of this parameter is saved in <error parameter>. |

| F2500C / F2500CS / F2500W / F2500WS / MF2500CS / MF2500CM / SD2500C / SD2500CS / SD2550C / SD2550CS / SD2500W / SD2500WS<br>- Internal Machine Failure-Codes chart RC28 | | |
|---|---|---|
| **Fault Code** | **API function** | **Description** |
| 0403 | out_cfgDither | The specified API function was called with an invalid parameter. The number of this parameter is saved in <error parameter>. |
| 0404 | out_cfgDither | Invalid period for dither function. |
| 0405 | out_getStatus | The specified API function was called with an invalid parameter. The number of this parameter is saved in <error parameter>. |
| 0406 | out_getStatusxt | The specified API function was called with an invalid parameter. The number of this parameter is saved in <error parameter>. |
| 0407 | out_cfgPI | The specified API function was called with an invalid parameter. The number of this parameter is saved in <error parameter>. |
| 0408 | out_resetError | The specified API function was called with an invalid parameter. The number of this parameter is saved in <error parameter>. |
| 0409 | out_cfgSlope | The specified API function was called with an invalid parameter. The number of this parameter is saved in <error parameter>. |
| 040A | - | Configuration for a safety channel.The specified API function was called with an invalid parameter. The number of this parameter is saved in <error parameter>. |
| 040B | out_cfgPulse | The specified API function was called with an invalid parameter. The number of this parameter is saved in <error parameter>. |
| 040C | out_cfgSlopext | The specified API function was called with an invalid parameter. The number of this parameter is saved in <error parameter>. |

| F2500C / F2500CS / F2500W / F2500WS / MF2500CS / MF2500CM / SD2500C / SD2500CS / SD2550C / SD2550CS / SD2500W / SD2500WS<br>- Internal Machine Failure-Codes chart RC28 | | |
|---|---|---|
| **Fault Code** | **API function** | **Description** |
| 040D | out_setPullup | The specified API function was called with an invalid parameter. The number of this parameter is saved in <error parameter>. |
| 040E | out_setPullup | No hardware support |
| 040F | out_cfg | A PVG output was configured for mode frequency output after function sys_init() was called. But this configuration has to be done only before function sys_init() is called. The last byte of the output channel number is saved in <error parameter>. |
| 0410 | out_cfg | A PVG output which was configured for mode frequency output, was configured again. But a re- configuration is not allowed if a PVG output was configuredonce for mode frequency output.The last byte of the output channel number is saved in <error parameter>. |
| 0411 | out_cfg | Mode frequency output is not available for this PVG output.The last byte of the output channel number is saved in <error parameter>. |
| 0412 | out_cfg / out_cfgxt | Configuration of lower frequency is only possible before API command sys_init() is called.The last byte of the output channel number is saved in <error parameter>. |
| 0413 | out_cfg / out_cfgxt | Re-configuration is not possible if this output was configured for lower frequency output once. The last byte of the output channel number is saved in <error parameter>. |
| 0501 | - | A difference between data of the original page and data of the related shadow page in EEPROM was detected.The number of page is saved in <error parameter>.But data are valid because they could be repaired.This error is only reported if the error counter > 5 (The error counter will be incremented if ECU starts with this error otherwise it will be decremented.). |

| F2500C / F2500CS / F2500W / F2500WS / MF2500CS / MF2500CM / SD2500C / SD2500CS / SD2550C / SD2550CS / SD2500W / SD2500WS - Internal Machine Failure-Codes chart RC28 | | |
|---|---|---|
| **Fault Code** | **API function** | **Description** |
| 0502 | - | A CRC error of the shadow page in EEPROM was detected.The number of page is saved in <error parameter>.But data are valid because they could be repaired.This error is only reported if the error counter > 5 (The error counter will be incremented if ECU starts with this error otherwise it will be decremented.). |
| 0503 | - | A difference between data of the original page and data of the related shadow page in EEPROM and a CRC error of the shadow page in EEPROM were detected.The number of page is saved in <error parameter>.But data are valid because they could be repaired.This error is only reported if the error counter > 5 (The error counter will be incremented if ECU starts with this error otherwise it will be decremented.). |
| 0504 | - | A CRC error of a original page (The page has a shadow page) was detected.The number of page is saved in <error parameter>.But data are valid because they could be repaired.This error is only reported if the error counter > 5 (The error counter will be incremented if ECU starts with this error otherwise it will be decremented.). |
| 0505 | - | A difference between data of the original page and data of the related shadow page in EEPROM and a CRC error of the original page were detected.But data are valid because they could be repaired.Note: Data are valid because they could be repaired.This error is only reported if the error counter > 5 (The error counter will be incremented if ECU starts with this error otherwise it will be decremented.). |
| 0506 | - | A CRC error of the original page and a CRC error of the related shadow page in EEPROM were detected.The number of page is saved in <error parameter>.But data are valid because they could be repaired.This error is only reported if the error counter > 5 (The error counter will be incremented if ECU starts with this error otherwise it will be decremented.). |
| 0507 | - | A difference between data of the original page and data of the related shadow page in EEPROM and a CRC error of the original page and the releted shadow page were detected (worst error).The number of page is saved in <error parameter>.Data can not be repaired.Page 0 (system page): The calibration data are set to invalid and default values are used!!! |

| F2500C / F2500CS / F2500W / F2500WS / MF2500CS / MF2500CM / SD2500C / SD2500CS / SD2550C / SD2550CS / SD2500W / SD2500WS<br>- Internal Machine Failure-Codes chart RC28 | | |
|---|---|---|
| **Fault Code** | **API function** | **Description** |
| 0508 | - | A CRC error of a page (without shadow page) in EEPROM was detected.The number of page is saved in <error parameter>.Data can not be repaired.Possible reason: ECU was switched off with KL30.ECU must always be switched off with KL15!!! |
| 0509 | - | A generally check error of a page in EEPROM which is relatated to the API internal program flow was detected.The number of page is saved in <error parameter>.Data consistency can not guaranteed. |
| 050A | - | The specified API function was called with an invalid parameter. The number of this parameter is saved in <error parameter>.But there is an <error parameter> with an other meanning:255 : buffer overflow |
| 050B | - | The specified API function was called with an invalid parameter. The number of this parameter is saved in <error parameter>.But there is an <error parameter> with an other meanning:255 : buffer overflow |
| 050C | - | The specified API function was called with an invalid parameter. The number of this parameter is saved in <error parameter>.But there is an <error parameter> with an other meanning:255 : buffer overflow |
| 050D | - | Invalid parameter. <error parameter> = number of parameter |
| 050E | - | Invalid parameter. <error parameter> = number of parameter |
| 050F | ee_saveValue | The specified API function was called with an invalid parameter. The number of this parameter is saved in <error parameter>.But there are <error parameter> with an other meannings:254 : writing into this page is locked because a ree_setValue() and/or ree_setArray() command was executed which was not completed by the corresponding ee_savePage() command255 : buffer overflow |
| 0510 | ee_saveArray | The specified API function was called with an invalid parameter. The number of this parameter is saved in <error parameter>.But there are <error parameter> with an other meannings:254 : writing into this page is locked because a ree_setValue() and/or ree_setArray() command was executed which was not completed by the corresponding ee_savePage() command255 : buffer overflow |

| F2500C / F2500CS / F2500W / F2500WS / MF2500CS / MF2500CM / SD2500C / SD2500CS / SD2550C / SD2550CS / SD2500W / SD2500WS<br>- Internal Machine Failure-Codes chart RC28 | | |
|---|---|---|
| **Fault Code** | **API function** | **Description** |
| 0511 | ee_savePage | The specified API function was called with an invalid parameter. The number of this parameter is saved in <error parameter>.But there is an <error parameter> with an other meanning:255 : buffer overflow |
| 0512 | ree_setValue | The specified API function was called with an invalid parameter. The number of this parameter is saved in <error parameter>. |
| 0513 | ree_setArray | The specified API function was called with an invalid parameter. The number of this parameter is saved in <error parameter>. |
| 0514 | ree_getValue | The specified API function was called with an invalid parameter. The number of this parameter is saved in <error parameter>. |
| 0515 | ree_getArray | The specified API function was called with an invalid parameter. The number of this parameter is saved in <error parameter>. |
| 0516 | - | Invalid parameter. <error parameter> = number of page |
| 0601 | diag_initComm | The specified API function was called with an invalid parameter. The number of this parameter is saved in <error parameter>. |
| 0602 | diag_setProces-sVar | The specified API function was called with an invalid parameter. The number of this parameter is saved in <error parameter>. |
| 0603 | diag_set-VarsCallBack | The specified API function was called with an invalid parameter. The number of this parameter is saved in <error parameter>. |
| 0604 | diag_setMachi-neType | The specified API function was called with an invalid parameter. The number of this parameter is saved in <error parameter>. |

| F2500C / F2500CS / F2500W / F2500WS / MF2500CS / MF2500CM / SD2500C / SD2500CS / SD2550C / SD2550CS / SD2500W / SD2500WS<br>- Internal Machine Failure-Codes chart RC28 | | |
|---|---|---|
| **Fault Code** | **API function** | **Description** |
| 0605 | - | Internal error occured during processing a diagnostic process variable. <error parameter>:1: Invalid tree index found2. Invalid parameter  index found |
| 0606 | - | Internal CAN RX buffer overflow during receiving a KWP message |
| 060A | - | An error occured during writing the diagnostics parameters into the EEPROM.<error parameter> = number of eeprom pageFor more information refer to additional system error. |
| 060B | - | Internal error occured in BODAS-design interface. |
| 060E | diag_initComm | Calling of function is not allowed in that program part. Function must be called within the sys_main() function. |
| 060F | diag_initComm | Function was called a second time, but it may be called only once. |
| 0610 | - | Internal error occured. Parameter out of range within internal function call diag_rtsInitComm(), <error parameter> = parameter number |
| 0611 | - | Internal error occured. Calling of internal function diag_rtsInitComm() is not allowed in that program part. |
| 0612 | - | Internal error occured. Internal function diag_rtsInitComm() was called a second time, but it may be called only once. |
| 06Cx | - | Invalid parameter channel index found in parameter structure for menu tree x, parameter group y and parameter index z. |
| 06Dx | - | Invalid parameter value was found in EEPROM data for menu tree x, parameter group y and parameter index z. The value was set to default value or if the default value also exceeds the allowed range then it was set to the min/max value. |

| F2500C / F2500CS / F2500W / F2500WS / MF2500CS / MF2500CM / SD2500C / SD2500CS / SD2550C / SD2550CS / SD2500W / SD2500WS - Internal Machine Failure-Codes chart RC28 | | |
|---|---|---|
| **Fault Code** | **API function** | **Description** |
| 06Ex | - | During start up an invalid parameter value should be corrected, but the parameter structure contains an invalid EEPROM address for menu tree x, parameter group y and parameter index z. |
| 06Fx | diag_setDefault-Values | Invalid EEPROM address was found in parameter structure for menu tree x, parameter group y and parameter index z. |
| 0701 | canopen_init | The specified API function was called with a parameter which is out of range. The number of this parameter is saved in <error parameter>. |
| 0702 | canopen_init | Calling of function is not allowed in that program part. Function must be called within the sys_main() function. |
| 0703 | canopen_init | Function was called a second time, but it may be called only once. |
| 0801 | inext_getPoti | The specified API function was called with a parameter which is out of range. The number of this parameter is saved in <error parameter>. |
| 0802 | inext_getPotiDir | The specified API function was called with a parameter which is out of range. The number of this parameter is saved in <error parameter>. |
| 0803 | inext_getPoti-Status | The specified API function was called with a parameter which is out of range. The number of this parameter is saved in <error parameter>. |
| 0804 | inext_getPoti-Mid | The specified API function was called with a parameter which is out of range. The number of this parameter is saved in <error parameter>. |
| 0806 | inext_cfgPoti | The specified API function was called with a parameter which is out of range. The number of this parameter is saved in <error parameter>. |
| 0901 | j1939_initComm | The specified API function was called with a parameter which is out of range. The number of this parameter is saved in <error parameter>. |

| F2500C / F2500CS / F2500W / F2500WS / MF2500CS / MF2500CM / SD2500C / SD2500CS / SD2550C / SD2550CS / SD2500W / SD2500WS - Internal Machine Failure-Codes chart RC28 | | |
|---|---|---|
| **Fault Code** | **API function** | **Description** |
| 0902 | j1939_initComm | Calling of function is not allowed in that program state. The first call of this function must be located within the function sys_main. |
| 0903 | j1939_initComm | This function was already called with another priority and/or cycle time, but these parameters must no be changed within a further call of this function. |
| 0904 | j1939_getStatus | The specified API function was called with a parameter which is out of range. The number of this parameter is saved in <error parameter>. |
| 0905 | j1939_set-CaName(ex) | The specified API function was called with a parameter which is out of range. The number of this parameter is saved in <error parameter>. |
| 0910 | j1939_regi-sterRxDatabo-xes | The given J1939 RX databox buffer overlaps with an already registered can or J1939 buffer. <error parame-ter>:0: Buffers have a different start address.1: Both buffers have the same start address. May be the same variable is used twice. |
| 0911 | j1939_regi-sterRxDatabo-xes | The specified API function was called with a parameter which is out of range. The number of this parameter is saved in <error parameter>. |
| 0912 | j1939_regi-sterRxDatabo-xes | Calling of this function is not allowed in that program state. The call of this function must be located within the function sys_main / PLC_PRG. |
| 0913 | j1939_initRxDa-tabox | The specified API function was called with a parameter which is out of range. The number of this parameter is saved in <error parameter>. |
| 0920 | j1939_regi-sterTxDatabo-xes | The given J1939 TX databox buffer overlaps with an already registered can or J1939 buffer. <error parame-ter>:0: Buffers have a different start address.1: Both buffers have the same start address. May be the same variable is used twice. |

| F2500C / F2500CS / F2500W / F2500WS / MF2500CS / MF2500CM / SD2500C / SD2500CS / SD2550C / SD2550CS / SD2500W / SD2500WS<br>- Internal Machine Failure-Codes chart RC28 | | |
|---|---|---|
| **Fault Code** | **API function** | **Description** |
| 0921 | j1939_registerTxDataboxes | The specified API function was called with a parameter which is out of range. The number of this parameter is saved in <error parameter>. |
| 0922 | j1939_registerTxDataboxes | Calling of this function is not allowed in that program state. The call of this function must be located within the function sys_main / PLC_PRG. |
| 0923 | j1939_initTxDatabox | The specified API function was called with a parameter which is out of range. The number of this parameter is saved in <error parameter>. |
| 0931 | j1939_sendDatabox | The specified API function was called with a parameter which is out of range. The number of this parameter is saved in <error parameter>. |
| 0932 | j1939_getRxDataboxStatus | The specified API function was called with a parameter which is out of range. The number of this parameter is saved in <error parameter>. |
| 0933 | - | CAN RX buffer overflow during receiving J1939 messages. The can buffer size has to increased within function call can_registerRxBuf(). |
| 0941 | j1939_initFailureList | The specified API function was called with a parameter which is out of range. The number of this parameter is saved in <error parameter>. |
| 0942 | j1939_setFailureDM1 | The specified API function was called with a parameter which is out of range. The number of this parameter is saved in <error parameter>. |
| 0943 | j1939_resetFailureDM1 | The specified API function was called with a parameter which is out of range. The number of this parameter is saved in <error parameter>. |

| F2500C / F2500CS / F2500W / F2500WS / MF2500CS / MF2500CM / SD2500C / SD2500CS / SD2550C / SD2550CS / SD2500W / SD2500WS<br>- Internal Machine Failure-Codes chart RC28 | | |
|---|---|---|
| **Fault Code** | **API function** | **Description** |
| 0944 | j1939_setFailureDM1 | This function is not allowed until the initialization with function j1939_initFailureList() was performed before. |
| 0945 | j1939_resetFailureDM1 | This function is not allowed until the initialization with function j1939_initFailureList() was performed before. |
| 0946 | j1939_resetFailureDM2 | This function is not allowed until the initialization with function j1939_initFailureList() was performed before. |
| 0947 | j1939_setFailureDM1 | DM1 list overflow. Failure could not be stored in the DM1 failure list. |
| 0948 | j1939_setFailureDM1 | DM2 list overflow. Failure could not be stored in the DM2 failure list. |
| 0949 | j1939_resetFailureDM1 | Failure could not be found in the DM1 failure list. |
| 094A | j1939_setFailureDM1 | Failure could not be stored due to eeprom server error. |
| 094B | j1939_testFailureDM1 | The specified API function was called with a parameter which is out of range. The number of this parameter is saved in <error parameter>. |
| 094C | j1939_testFailureDM1 | This function is not allowed until the initialization with function j1939_initFailureList() was performed before. |
| 094E | j1939_resetFailureDM2 | Failure could not be deleted due to eeprom server error. |

| F2500C / F2500CS / F2500W / F2500WS / MF2500CS / MF2500CM / SD2500C / SD2500CS / SD2550C / SD2550CS / SD2500W / SD2500WS<br>- Internal Machine Failure-Codes chart RC28 | | |
|---|---|---|
| **Fault Code** | **API function** | **Description** |
| 0951 | j1939_initDiagnostic | The specified API function was called with a parameter which is out of range. The number of this parameter is saved in <error parameter>. |
| 0952 | j1939_getDiagnostic | The specified API function was called with a parameter which is out of range. The number of this parameter is saved in <error parameter>. |
| 0953 | j1939_sendRequestPGN | The specified API function was called with a parameter which is out of range. The number of this parameter is saved in <error parameter>. |
| 0A01 | uds_registerInstances | The specified API function was called with a parameter which is out of range. The number of this parameter is saved in <error parameter>. |
| 0A02 | uds_registerBuffers | The specified API function was called with a parameter which is out of range. The number of this parameter is saved in <error parameter>. |
| 0A03 | uds_registerRxCallback | The specified API function was called with a parameter which is out of range. The number of this parameter is saved in <error parameter>. |
| 0A04 | uds_registerErrorCallback | The specified API function was called with a parameter which is out of range. The number of this parameter is saved in <error parameter>. |
| 0A05 | uds_registerInstances | Calling of function is not allowed in that program state. The call of this function must be located within the function sys_main / PLC_PRG. |
| 0A06 | uds_registerBuffers | Calling of function for uds instance = <error parameter> is not allowed in that program state. The call of this function must be located within the function sys_main. |
| 0A07 | uds_registerInstances | The given UDS instance data array overlaps with an already registered buffer within the system. <error parameter>:0: Buffers have a different start address.1: Both buffers have the same start address. May be the same variable is used twice. |

| F2500C / F2500CS / F2500W / F2500WS / MF2500CS / MF2500CM / SD2500C / SD2500CS / SD2550C / SD2550CS / SD2500W / SD2500WS - Internal Machine Failure-Codes chart RC28 | | |
|---|---|---|
| **Fault Code** | **API function** | **Description** |
| 0A08 | uds_registerBuf-fers | The given UDS RX buffer overlaps with an already registered buffer within the system. <error parameter>:0: Buffers have a different start address.1: Both buffers have the same start address. May be the same variable is used twice. |
| 0A09 | uds_registerBuf-fers | The given UDS TX buffer overlaps with the given UDS RX buffer or with another already registered buffer within the system. <error parameter>:0: Buffers have a different start address.1: Both buffers have the same start address. May be the same variable is used twice. |
| 0A10 | uds_initComm | The specified API function was called with a parameter which is out of range. The number of this parameter is saved in <error parameter>. |
| 0A11 | uds_initComm | The internal initialization of the RX databox failed in uds instance = <error parameter> |
| 0A12 | uds_initComm | The internal initialization of the TX databox failed in uds instance = <error parameter> |
| 0A13 | uds_initComm | Calling of function for uds instance = <error parameter> is not allowed in that program state. The call of this function must be located within the function sys_main. |
| 0A14 | uds_initComm | This function was already called for uds instance = <error parameter> . |
| 0A15 | uds_initComm | The UDS RX buffer was not yet registered for uds instance = <error parameter>. Function uds_registerBuf-fers() has to be executed first. |
| 0A16 | uds_initComm | The UDS TX buffer was not yet registered for uds instance = <error parameter>. Function uds_registerBuf-fers() has to be executed first. |
| 0A17 | uds_initComm | A system task could not be registered for uds instance = <error parameter>. Limit of task number may be exceeded. |
| 0A18 | uds_initComm | Initialization of broadcast RX databox failed in uds instance = <error parameter>. The broadcast RX databox was previously defined with function uds_initBcRxDatabox(). |

| F2500C / F2500CS / F2500W / F2500WS / MF2500CS / MF2500CM / SD2500C / SD2500CS / SD2550C / SD2550CS / SD2500W / SD2500WS - Internal Machine Failure-Codes chart RC28 | | |
|---|---|---|
| **Fault Code** | **API function** | **Description** |
| 0A1F | uds_initComm | Internal error occured during initialization of uds instance = <error parameter>. |
| 0A20 | uds_initBcRx-Databox | The specified API function was called with a parameter which is out of range. The number of this parameter is saved in <error parameter>. |
| 0A21 | uds_initBcRx-Databox | Initialization of broadcast RX databox failed in uds instance = <error parameter>. |
| 0A80 | - | UDS protocol timeout Bs during waiting for flow control within uds instance = <error parameter>, communication reset.This error may occur if the PC tool (e.g. BODAS-service or BODAS-design) was closed without terminating the UDS communication previously. |
| 0A81 | - | UDS protocol timeout Cr during waiting for consecutive frame within uds instance = <error parameter>, communication reset.This error may occur if the PC tool (e.g. BODAS-service or BODAS-design) was closed without terminating the UDS communication previously. |
| 0A82 | - | UDS flow control with overflow received within uds instance = <error parameter>, communication reset |
| 0A83 | - | UDS flow control with undefined flow status received within uds instance = <error parameter>, communication reset |
| 0A84 | - | UDS consecutive frame with unexpected sequence nbr received within uds instance = <error parameter>, communication reset |
| 0A85 | - | UDS can message with an unexpected PCI type was received in the actual state within uds instance = <error parameter>. Beginning of already received multi frame message was skipped and reception of new message was started. |
| 0A90 | - | UDS can RX buffer overflow within uds instance = <error parameter>, RX message lost |

| F2500C / F2500CS / F2500W / F2500WS / MF2500CS / MF2500CM / SD2500C / SD2500CS / SD2550C / SD2550CS / SD2500W / SD2500WS<br>- Internal Machine Failure-Codes chart RC28 | | |
|---|---|---|
| **Fault Code** | **API function** | **Description** |
| 0A91 | - | Can TX buffer overflow within uds instance = <error parameter>, TX message lost. The CAN TX buffer for this CAN channel is to small and has to be increased. |
| 0A92 | - | UDS single frame msg with an invalid data length received within uds instance = <error parameter>, RX message ignored |
| 0A93 | - | UDS first frame msg with a to small data length received within uds instance = <error parameter>, RX message ignored |
| 0A94 | - | UDS first frame msg with a to great data length received within uds instance = <error parameter>, RX message ignored |
| 0A95 | uds_getRxCallbackParameter | The specified API function was called with an invalid parameter. The number of this parameter is saved in <error parameter>. |
| 0A96 | uds_setRxCallbackReturnValue | The specified API function was called with a parameter which is out of range. The number of this parameter is saved in <error parameter>. |
| 0A97 | uds_getErrorCallbackParameter | The specified API function was called with a parameter which is out of range. The number of this parameter is saved in <error parameter>. |
| 0B01 | outext_setProp | The specified API function was called with a parameter which is out of range. The number of this parameter is saved in <error parameter>. |
| 0B02 | outext_getProp | The specified API function was called with a parameter which is out of range. The number of this parameter is saved in <error parameter>. |

| F2500C / F2500CS / F2500W / F2500WS / MF2500CS / MF2500CM / SD2500C / SD2500CS / SD2550C / SD2550CS / SD2500W / SD2500WS<br>- Internal Machine Failure-Codes chart RC28 | | |
|---|---|---|
| **Fault Code** | **API function** | **Description** |
| 0B03 | outext_getProp-Set | The specified API function was called with a parameter which is out of range. The number of this parameter is saved in <error parameter>. |
| 0C01 | emcy_cfg | The specified API function was called with a parameter which is out of range. The number of this parameter is saved in <error parameter>. |
| 0C03 | emcy_disableIn-put | The specified API function was called with a parameter which is out of range. The number of this parameter is saved in <error parameter>. |
| 0C05 | emcy_setPowe-rOn | Command execution was rejected. Switch on of power outputs is not yet allowed.The reason is saved in <error parameter>:1: INH (OE) - input is still active2: SW_INH - input is still active (n.a. in all devices)3: Sen-sor supply VSS_2 is switched off (if pullup resistor of input SW_INH is connected to VSS_2; n.a. in all devices)4: Function is lokked by HW monitor (n.a. in all devices) |
| 0C11 | - | |
| 0C12 | - | Stop function is active, but a wrong level at the INH (or OE) input was detected. Possible reasons: Emer-gency-off switch may be defect or the line to this switch may be broken or the debounce time is to small for this kind of switch. Power outputs are switched off. |
| 0C13 | - | Stop function is active, but a wrong level at the power main switch <VP_x> was detected. Possible reasons: Internal hardware failure. Power outputs are switched off. |
| 0C14 | - | The switch off of the power main switch <VP_x> failed. Possible reasons: Internal hardware failure. Power outputs are switched off. |
| 0C15 | - | Sensor supply voltage Vss_2 has been switched off. Possible reasons: Application has switched off this voltage supply. Power outputs are switched off. |

| F2500C / F2500CS / F2500W / F2500WS / MF2500CS / MF2500CM / SD2500C / SD2500CS / SD2550C / SD2550CS / SD2500W / SD2500WS - Internal Machine Failure-Codes chart RC28 | | |
|---|---|---|
| **Fault Code** | **API function** | **Description** |
| 0C16 | - | Stop function is active, but a failure within the CPU hardware path of the SW_INH pin (dependent on controller type) was detected. Power outputs are switched off. |
| 0C17 | - | Stop function is active, but a failure within the hardware path of the INH (or OE) pin for <VP_x> was detected. Possible reasons: Internal hardware failure, or in case of 2 HW-Inhibit pins these pins are not connected together. Power outputs are switched off. |
| 0C18 | - | The configuration <internal configuration nbr> of the CPU registers for the SW-INH path failed. The SW_INH path of the STOP function does not work. The switch on of the power supplies is locked but for an emergency operation it can be unlocked with the function mo_ignoreError(). |
| 0C80 | emcy_disableIn-put | This is an optional warning that the SW_INH input was disabled by the application. The occurence of this warning depends on the configuration of the specific RC30 controller type. |
| 0D01 | mo_crom | A single bit error in internal flash was detected (by ECC). But the ECU is able to correct single bit errors without data lost. |
| 0B04 | outext_getProp-Set | PWM channel is not in closed loop mode, <error parameter> = LSB of channel number |
| 0D02 | mo_crom | A double bit error in internal flash was detected (by ECC). The ECU is not able to correct double bit errors. |
| 0D03 | mo_cpfc | A timeout of the external watchdog was occured. |
| 0D04 | mo_cram | An inconsistency of data in RAM was detected. |
| 0D05 | mo_cram | A RAM writability test was failed. |
| 0D06 | mo_cpfc | An undefined state was occured in API (sub module mo). |
| 0D07 | mo_ccom | A SPI malfunction was occured in API (sub module mo). |

| F2500C / F2500CS / F2500W / F2500WS / MF2500CS / MF2500CM / SD2500C / SD2500CS / SD2550C / SD2550CS / SD2500W / SD2500WS<br>- Internal Machine Failure-Codes chart RC28 | | |
|---|---|---|
| **Fault Code** | **API function** | **Description** |
| 0D08 | mo_cpcp | A PCP code checksum error was detected.Note: PCP (Peripheral Control Processor) is part of the TriCore microcontroller. |
| 0D09 | mo_cgpta | A GPTA timer malfunction was detected.Note: GPTA (General Purpose Timer Array) is part of the TriCore microcontroller. |
| 0D0A | mo_cmem | An external RAM address line or data line error was detected.Detailed informations are saved in <error parameter>:bit position : meaning0: An error was detected during data line low check.1: An error was during data line high check.2: An error was during address line low check.3: An error was during address line high check.4: An error was during byte control line check. |
| 0D0B | - | Monitoring module reset, error codes for reset by external watchdog.0: SPI error while reading reset counter.1: SPI error while reading reset counter if WDT reset.2: Reset error, reset by external watchdog not available.3: Reset error, reset by external watchdog not available if WDT reset.4: SPI error while reading WDT register.5: SPI error while reading WDT registe if WDT reset.6: Reset by external watchdog can not be enabled.7: Reset by external watchdog can not be enabled if WDT reset.8: Wrong state of WDT register.9: Wrong state of WDT register if WDT reset.10: Wrong state of WDT register after enabling.11: Wrong state of WDT register after enabling if WDT reset.12: ECU was reset by external watchdog.20: SPI error 1 during preparing ECU reset or shutdown.21: SPI error 2 during preparing ECU reset or shutdown.30: SPI error during evaluation of reset cause. |
| 0E01 | mo_VSS1 | The sensor supply 1 (VSS_1) is out of range.Detailed informations are saved in <error parameter>:0 : The voltage is too low.1 : The voltage is too high.2 : The voltage is too high in off state. |
| 0E02 | mo_VSS2 | The sensor supply 2 (VSS_2) is out of range.Detailed informations are saved in <error parameter>:0 : The voltage is too low.1 : The voltage is too high.2 : The voltage is too high in off state. |
| 0E03 | mo_VSS3 | The sensor supply 3 (VSS_3) is out of range.Detailed informations are saved in <error parameter>:0 : The voltage is too low.1 : The voltage is too high.2 : The voltage is too high in off state. |

| F2500C / F2500CS / F2500W / F2500WS / MF2500CS / MF2500CM / SD2500C / SD2500CS / SD2550C / SD2550CS / SD2500W / SD2500WS<br>- Internal Machine Failure-Codes chart RC28 | | |
|---|---|---|
| **Fault Code** | **API function** | **Description** |
| 0E04 | mo_VREF | The ECU internal voltage VREF is out of range.Detailed informations are saved in <error parameter>:0 : The voltage is too high. This means that the voltage is greater than the warning limit but lower than the error limit for a pre-existing defect.1 : The voltage is too low. |
| 0E05 | mo_V12V | The ECU internal voltage V12V is out of range.Detailed informations are saved in <error parameter>:0 : The voltage is too low.1 : The voltage is too high but lower than the error limit for a pre-existing defect |
| 0E06 | mo_MMstartup | There was an error during the test of external watchdog at startup.Detailed informations are saved in <error parameter>(Each bit has it's own meaning.):bit position : meaning0 : The power supply VP_1 can not be switched on.1 : The power supply VP_2 can not be switched on.2 : There was a timeout.3 : Data read from external watchdog are invalid.4 : The error counter of external watchdog is too low.5 : The power supplyVP_1 is not switched off.6 : The power supplyVP_2 is not switched off.7 : Setting response time (for this test) is faulty. |
| 0E07 | mo_MMsetResponseTime | Setting of response time of external watchdog was faulty.That means:a) The reaction time can't be maintained.b) A timeout of the external watchdog is possible. |
| 0E08 | mo_VPcutOffsetVP | The cut off of power supplies by sys_setVP() which is checked at startup works faulty.Detailed informations are saved in <error parameter>(Each bit has it's own meaning.):bit position : meaning0 : The power supply VP_1 can not be switched on.1 : The power supply VP_2 can not be switched on.2 : The power supply VP_1 is not switched off.3 : The power supply VP_2 is not switched off. |

| F2500C / F2500CS / F2500W / F2500WS / MF2500CS / MF2500CM / SD2500C / SD2500CS / SD2550C / SD2550CS / SD2500W / SD2500WS<br>- Internal Machine Failure-Codes chart RC28 | | |
|---|---|---|
| **Fault Code** | **API function** | **Description** |
| 0E09 | mo_VPcu-tOff3V3 | The cut off of power supplies by 3V3 over-/under-voltage detection (This is a hardware feature.) which is checked at startup works faulty.Detailed informations are saved in <error parameter>(Each bit has it's own meaning.):bit position : meaning0 : The power suppy VP_1 can not be switched on at the beginning of the test.1 : The power suppy VP_2 can not be switched on at the beginning of test2 : The power suppy VP_1 is not switched off after test was enabled.3 : The power suppy VP_2 is not switched off after test was enabled.4 : The power suppy VP_1 is not switched off by test after test was disabled5 : The power suppy VP_2 is not switched off by test after test was disabled6 : There was an error during test of overvoltage detection.7 : There was an error during test of undervoltage detection.Note: If there are errors during test of both overvoltage and undervoltage detection (bit 6 and 7 are set) thanbit 0 - 5 are related to test of overvoltage detection. |
| 0E0A | mo_VPcu-tOff1V5 | The cut off of power supplies by 1V5 over-/under-voltage detection (This is a hardware feature.) which is checked at startup works faulty.Detailed informations are saved in <error parameter>(Each bit has it's own meaning.):bit position : meaning0 : The power suppy VP_1 can not be switched on at the beginning of the test.1 : The power suppy VP_2 can not be switched on at the beginning of test2 : The power suppy VP_1 is not switched off after test was enabled.3 : The power suppy VP_2 is not switched off after test was enabled.4 : The power suppy VP_1 is not switched off by test after test was disabled5 : The power suppy VP_2 is not switched off by test after test was disabled6 : There was an error during test of overvoltage detection.7 : There was an error during test of undervoltage detection.Note: If there are errors during test of both overvoltage and undervoltage detection (bit 6 and 7 are set) thanbit 0 - 5 are related to test of overvoltage detection. |
| 0E0B | mo_Opera-tingHours | The limit of operating hours is achieved. |
| 0E0C | mo_PreDefect-VREF | There is a pre-existing defect of the ECU internal voltage VREF (). |
| 0E0D | mo_PreDe-fectV12V | There is a pre-existing defect of ECU internal voltage V12V. |

| F2500C / F2500CS / F2500W / F2500WS / MF2500CS / MF2500CM / SD2500C / SD2500CS / SD2550C / SD2550CS / SD2500W / SD2500WS - Internal Machine Failure-Codes chart RC28 | | |
|---|---|---|
| **Fault Code** | **API function** | **Description** |
| 0E0E | mo_EepPa-geSystem | There is an error on EEPROM page 0 (system data) which can not be repaired. |
| 0E0F | mo_EepPage-Api | There is an error on EEPROM page 15 (API data) which can not be repaired. |
| 0E10 | mo_EepPage-sAppl | There is an error at least on one EEPROM pages of application which can not be repaired. |
| 0E11 | mo_V3V3_ext | The ECU internal voltage V3V3_ext (3,3V for external use: pullup of inputs) is out of range.Detailed informati-ons are saved in <error parameter>:0 : The voltage is too low.1 : The voltage is too high. |
| 0E12 | mo_TempHw | This is a warning that the ECU internal temperature is too high.The temperature is greater than the warning limit but it is still smaller than the error limit. |
| 0E13 | mo_TempHw | This is an error that the ECU internal temperature is too high.The temperature is greater than the error limit. |
| 0E14 | mo_EepPageA-piPreExDefects | Data on EEPROM page 15 (API data) and especially the data for saving pre-existing defects are inconsistant. |
| 0E15 | mo_EepPage-Errors | EEPROM pages (61, 62) for saving errors are inconsistant. |
| 0E16 | mo_VPcutOffC-PLD | The cut off of power supplies by RAM comparator (This is a hardware feature.) which is checked at startup works faulty.Detailed informations are saved in <error parameter>(Each bit has it's own meaning.):bit position : meaning0 : The power suppy VP_1 can not be switched on at the beginning of test.1 : The power suppy VP_2 can not be switched on at the beginning of test.2 : The power suppy VP_1 is not switched off by test after test was enabled.3 : The power suppy VP_2 is not switched off by test after test was enabled. |
| 0E17 | mo_StackOvfl | A stack overflow was detected. |

| F2500C / F2500CS / F2500W / F2500WS / MF2500CS / MF2500CM / SD2500C / SD2500CS / SD2550C / SD2550CS / SD2500W / SD2500WS<br>- Internal Machine Failure-Codes chart RC28 | | |
|---|---|---|
| **Fault Code** | **API function** | **Description** |
| 0E18 | mo_ExtRamHw | An error in external RAM was detected during read access. |
| 0E19 | mo_3V3_1V5_Hw | A 3V3-/1V5- over-/under-voltage error was detected. |
| 0E1A | mo_VSS_4 | The sensor supply 4 (VSS_4) is out of range.Detailed informations are saved in <error parameter>:0 : The voltage is too low.1 : The voltage is too high.2 : The voltage is too high in off state. |
| 0E1B | - | The cut off of power supplies by 5V over-/under-voltage detection (This is a hardware feature.) which is checked at startup works faulty.Detailed informations are saved in <error parameter>(Each bit has it's own meaning.):bit position : meaning0 : The power suppy VP_1 can not be switched on at the beginning of the test.1 : The power suppy VP_2 can not be switched on at the beginning of test2 : The power suppy VP_1 is not switched off after test was enabled.3 : The power suppy VP_2 is not switched off after test was enabled.4 : The power suppy VP_1 is not switched off by test after test was disabled5 : The power suppy VP_2 is not switched off by test after test was disabled6 : There was an error during test of overvoltage detection.7 : There was an error during test of undervoltage detection.Note: If there are errors during test of both overvoltage and undervoltage detection (bit 6 and 7 are set) thanbit 0 - 5 are related to test of overvoltage detection. |
| 0E1C | - | The cut off of power supply by V_REF undervoltage detection (This is a hardware feature.) which is chekked at startup works faulty.Detailed informations are saved in <error parameter>(Each bit has it's own meaning.):bit position : meaning0 : The power suppy VP_1 can not be switched on at the beginning of the test.1 : The power suppy VP_2 can not be switched on at the beginning of test2 : The power suppy VP_1 is not switched off after test was enabled.3 : The power suppy VP_2 is not switched off after test was enabled.4 : The power suppy VP_1 is not switched off by test after test was disabled5 : The power suppy VP_2 is not switched off by test after test was disabled6 : -7 : There was an error during test of undervoltage detection. |
| 0E1D | mo_VP1_DS | A drain source over-voltage error was detected at main switch VP1. The VPs are switched off. |
| 0E1E | mo_VP2_DS | A drain source over-voltage error was detected at main switch VP2. The VPs are switched off. |

| F2500C / F2500CS / F2500W / F2500WS / MF2500CS / MF2500CM / SD2500C / SD2500CS / SD2550C / SD2550CS / SD2500W / SD2500WS - Internal Machine Failure-Codes chart RC28 | | |
|---|---|---|
| **Fault Code** | **API function** | **Description** |
| 0E1F | mo_VKL30_301 | A high volltage difference between the connectors KL30 and KL30_1 was detected. The VPs are switched off. |
| 0E20 | mo_VKL30 | An over-voltage at connector KL30 was detected. The VPs are switched off. |
| 0E21 | mo_PreDefect-VDD5V_TLE | There is a pre-existing defect of ECU internal voltage VDD5V_TLE. |
| 0E22 | mo_VDD5-V_TLE | An under voltage at internal voltage VDD5V_TLE was detected. The VPs are switched off. |
| 0E23 | mo_VCY327 | An under voltage at internal voltage VCY327 was detected. The VSS2 supply was switched off. |
| 0E24 | mo_VCP | An under-voltage of charge pump voltage for reverse voltage protection at KL30 detected. The VPs are switched off. |
| 0E25 | mo_VDD12V5 | The ECU internal voltage VDD12V5 is out of range.Detailed informations are saved in <error parameter>:0 : The voltage is too low. VP1/2 and VSS_2 are switched off.1 : The voltage is too high. VSS_2 is switched off. |
| 0E26 | mo_-VGX_CY327 | The ECU internal voltage VG1 is out of range. VG1 is switched off. VG1 is used as pull up voltage for active frequency inputs. Detailed informations are saved in <error parameter>:0 : The voltage VG1 is too high.1 : The voltage VG1 is too low.2 : Access to VG1 states is not possible. |
| 0E27 | mo_-VGX_CY327 | The ECU internal voltage VG2 is out of range. VG2 is switched off. VG2 is used for active CAN bus termination. Detailed informations are saved in <error parameter>:0 : The voltage VG2 is too high.1 : The voltage VG2 is too low..2 : Access to VG2 states is not possible. |
| 0E28 | mo_VD-DX_CY327 | The ECU internal voltage VDD5 or VDD3 is out of range. The outputs are switched off. Detailed informations are saved (bit coded) in <error parameter>:0x00 : Access to voltage status is not possible.0x01 : The voltage VDD5 is too high.0x02 : The voltage VDD3 is too high. |

| F2500C / F2500CS / F2500W / F2500WS / MF2500CS / MF2500CM / SD2500C / SD2500CS / SD2550C / SD2550CS / SD2500W / SD2500WS<br>- Internal Machine Failure-Codes chart RC28 | | |
|---|---|---|
| **Fault Code** | **API function** | **Description** |
| 0E29 | mo_UB_CY327 | The ECU internal voltage UB, UBstby or RST5_UV is out of range. The outputs are switched off. Detailed informations are saved (bit coded) in <error parameter>:0x00 : Access to voltage status is not possible.0x01 : Power fail of voltage UB.0x02 : Power fail of voltage UB_STBY.0x04 : The voltage VDD5 is too low. |
| 0E2A | mo_V3V3 | The ECU internal voltage V3V3 is out of range.Detailed informations are saved in <error parameter>:0 : The voltage is too low.1 : The voltage is too high. |
| 0E2B | mo_V2V54 | The ECU internal voltage V2V54 is out of range.Detailed informations are saved in <error parameter>:0 : The voltage is too low.1 : The voltage is too high. |
| 0E2C | mo_VPShutoff-POL | The Startup shutoff POL gate Test Failed.Detailed informations are saved in <error parameter>:0x01 : Start POL gate ON test failed0x10 : Start POL gate OFF test failed. |
| 0F01 | safout | The specified API function was called with an invalid parameter. The number of this parameter is saved in <error parameter>. |
| 0F02 | safout_cfg | The specified API function was called with an invalid parameter. The number of this parameter is saved in <error parameter>. |
| 0F03 | safout_getSta-tus | The specified API function was called with an invalid parameter. The number of this parameter is saved in <error parameter>. |
| 0F04 | safout_getSta-tusxt | The specified API function was called with an invalid parameter. The number of this parameter is saved in <error parameter>. |
| 0F05 | safout_resetEr-ror | The specified API function was called with an invalid parameter. The number of this parameter is saved in <error parameter>. |
| 0F06 | safout_igno-reError | The specified API function was called with an invalid parameter. The number of this parameter is saved in <error parameter>. |

| F2500C / F2500CS / F2500W / F2500WS / MF2500CS / MF2500CM / SD2500C / SD2500CS / SD2550C / SD2550CS / SD2500W / SD2500WS<br>- Internal Machine Failure-Codes chart RC28 | | |
|---|---|---|
| **Fault Code** | **API function** | **Description** |
| 0F07 | safout_cfgDiag | The specified API function was called with an invalid parameter. The number of this parameter is saved in <error parameter>.Error parameter 5 indicates that combination from parameter 5 and parameter 6 is invalid |
| 0F08 | - | Output channel is invalid |
| 0F09 | - | Output channel is invalid |
| 0F0A | - | Output channel is invalid |
| 0F0B | - | Output channel is invalid |
| 0F0C | - | Output channel is invalid |
| 0F0D | - | Dither frequency is invalid |
| 0F0E | safout_setPin-ging | The specified API function was called with an invalid parameter. The number of this parameter is saved in <error parameter>. |
| 0F0F | safout_cfg | Configured frequency from a output channel is changedThe number of this parameter is saved in <error parameter>. |
| 0F10 | safout_cfg | Configured maxLoad from a output channel is changedInvalid parameter. <error parameter> = number of parameter |
| 0F11 | safout_cfg | Configured dither from a output channel is ignoredInvalid parameter. <error parameter> = number of parameter |
| 0F12 | safout_cfg | Configured dither from a output channel is changedInvalid parameter. <error parameter> = number of parameter |

| F2500C / F2500CS / F2500W / F2500WS / MF2500CS / MF2500CM / SD2500C / SD2500CS / SD2550C / SD2550CS / SD2500W / SD2500WS<br>- Internal Machine Failure-Codes chart RC28 | | |
|---|---|---|
| **Fault Code** | **API function** | **Description** |
| 0F13 | - | Error suppression is aborted because a data inconsistency is detected <error parameter> = channel number |
| 0F14 | - | Output channel is invalid |
| 0F15 | - | Invalid power supply configured |
| 0F16 | safout_re-startChnlSDT | The specified API function was called with an invalid parameter. The number of this parameter is saved in <error parameter>. |
| 0F17 | safout_cfgDiag | Warning: The error suppression is activated |
| 0F81 | lsafout | The specified API function was called with an invalid parameter. The number of this parameter is saved in <error parameter>. |
| 0F82 | lsafout_cfg | The specified API function was called with an invalid parameter. The number of this parameter is saved in <error parameter>. |
| 0F83 | lsafout_getSta-tus | The specified API function was called with an invalid parameter. The number of this parameter is saved in <error parameter>. |
| 0F84 | lsafout_getSta-tusxt | The specified API function was called with an invalid parameter. The number of this parameter is saved in <error parameter>. |
| 0F85 | lsafout_resetEr-ror | The specified API function was called with an invalid parameter. The number of this parameter is saved in <error parameter>. |
| 0F86 | lsafout_igno-reError | The specified API function was called with an invalid parameter. The number of this parameter is saved in <error parameter>. |

| F2500C / F2500CS / F2500W / F2500WS / MF2500CS / MF2500CM / SD2500C / SD2500CS / SD2550C / SD2550CS / SD2500W / SD2500WS<br>- Internal Machine Failure-Codes chart RC28 | | |
|---|---|---|
| **Fault Code** | **API function** | **Description** |
| 0F87 | lsafout_cfgDiag | The specified API function was called with an invalid parameter. The number of this parameter is saved in <error parameter>.Error parameter 5 indicates that combination from parameter 5 and parameter 6 is invalid |
| 0F88 | - | Output channel is invalid |
| 0F89 | - | Output channel is invalid |
| 0F8A | - | Output channel is invalid |
| 0F8B | - | Output channel is invalid |
| 0F8C | - | Output channel is invalid |
| 0F8D | - | Dither frequency is invalid |
| 0F8E | lsafout_setPin-ging | The specified API function was called with an invalid parameter. The number of this parameter is saved in <error parameter>. |
| 0F8F | lsafout_cfg | Configured frequency from a output channel is changedThe number of this parameter is saved in <error parameter>. |
| 0F90 | lsafout_cfg | Configured maxLoad from a output channel is changedInvalid parameter. <error parameter> = number of parameter |
| 0F91 | lsafout_cfg | Configured dither from a output channel is ignoredInvalid parameter. <error parameter> = number of parameter |
| 0F92 | lsafout_cfg | Configured dither from a output channel is changedInvalid parameter. <error parameter> = number of parameter |

| F2500C / F2500CS / F2500W / F2500WS / MF2500CS / MF2500CM / SD2500C / SD2500CS / SD2550C / SD2550CS / SD2500W / SD2500WS<br>- Internal Machine Failure-Codes chart RC28 | | |
|---|---|---|
| **Fault Code** | **API function** | **Description** |
| 0F93 | - | Error suppression is aborted because a data inconsistency is detected <error parameter> = channel number |
| 0F94 | - | Output channel is invalid |
| 0F95 | - | Invalid power supply configured |
| 0F96 | lsafout_re-startChnlSDT | The specified API function was called with an invalid parameter. The number of this parameter is saved in <error parameter>. |
| 0F97 | lsafout_cfgDiag | Warning: The error suppression is activated |
| 1001 | mo_cfgCheck | The specified API function was called with an invalid parameter. The number of this parameter is saved in <error parameter>. |
| 1101 | CheckDivXXX | A division by 0 was detected. (Only for BODAS-design using the Safety_Library.lib) |
| 1102 | CheckBounds | An invalid array access was detected.Detailed information is saved in <error parameter>:0 : index is too low1 : index is too high(Only for BODAS-design using the Safety_Library.lib) |
| 1103 | CheckPointer | An invalid pointer was detected. (Only for BODAS-design using the Safety_Library.lib) |
| 1104 | - | The application checksum is invalid. |
| 1105 | - | The diagnosis configuration checksum is invalid. |
| 1301 | acom_init | The specified API function was called with an invalid parameter. The number of this parameter is saved in <error parameter>. |
| 1302 | acom_init | Number of data bits greater than 8 but this is only possible if parity is none! |

| F2500C / F2500CS / F2500W / F2500WS / MF2500CS / MF2500CM / SD2500C / SD2500CS / SD2550C / SD2550CS / SD2500W / SD2500WS<br>- Internal Machine Failure-Codes chart RC28 | | |
|---|---|---|
| **Fault Code** | **API function** | **Description** |
| 1303 | acom_registerRxBuf | The specified API function was called with an invalid parameter. The number of this parameter is saved in <error parameter>. |
| 1304 | acom_registerRxBuf | The specified function was called outside of sys_main() (C) / PLC_PRG (BODAS design) but it is only allowed to call it inside of sys_main() / PLC_PRG. |
| 1305 | acom_registerRxBuf | The new buffer which should be registered by the specified function overlaps with a buffer registered already.Thus the new buffer was not registered.Detailed informations are saved in <error parameter>:0: Buffers have a different start address.1: Both buffers have the same start address. May be the same variable is used twice. |
| 1306 | acom_sendData | The specified API function was called with an invalid parameter. The number of this parameter is saved in <error parameter>. |
| 1307 | acom_getData | The specified API function was called with an invalid parameter. The number of this parameter is saved in <error parameter>. |
| 1308 | acom_getData | A receive buffer overflow was occured. |
| 1309 | acom_getData | The receive buffer length is zero. |
| 130A | acom_sendData | The specified function is not available until initialization was performed. |
| 1401 | - | There is a failure in reading data from DFlash block (checksum error) during initialisation of DFlash mirror RAM. Replacement values are given.The DFlash block number is saved in <error parameter>.Please see overview of pages in conjunction whith physical blocks in API manual. |
| 1402 | - | There is a failure in reading data from DFlash block (checksum error). History values are given.<error parameter> = DFlash block number |

| F2500C / F2500CS / F2500W / F2500WS / MF2500CS / MF2500CM / SD2500C / SD2500CS / SD2550C / SD2550CS / SD2500W / SD2500WS - Internal Machine Failure-Codes chart RC28 | | |
|---|---|---|
| **Fault Code** | **API function** | **Description** |
| | | <error parameter> = DFlash block number |
| 1403 | - | There is a failure in reading data from DFlash block (checksum error) during initialisation of DFlash mirror RAM. Inconsistent values will be given.The DFlash block number is saved in <error parameter>.Please see overview of pages in conjunction whith physical blocks in API manual. |
| 1404 | - | An internal error was occured if data were read from DFlash block during initialisation of DFlash mirror RAM. The order was aborted. For this block data in Dflash mirror RAM are not complete.The DFlash block number is saved in <error parameter>.Please see overview of pages in conjunction whith physical blocks in API manual. |
| 140A | - | An error of an API internal function was detected. |
| 140B | - | An error of an API internal function was detected. |
| 140C | - | An error of an API internal function was detected. |
| 140D | - | An error of an API internal function was detected. |
| 140E | - | An error of an API internal function was detected. |
| 140F | ee_saveValue | The specified API function was called with an invalid parameter. The number of this parameter is saved in <error parameter>.But there is an <error parameter> with an other meanning:255 : buffer overflow |
| 1410 | ee_saveArray | The specified API function was called with an invalid parameter. The number of this parameter is saved in <error parameter>.But there is an <error parameter> with an other meanning:255 : buffer overflow |
| 1411 | ee_savePage | The specified API function was called with an invalid parameter. The number of this parameter is saved in <error parameter>.But there is an <error parameter> with an other meanning:255 : buffer overflow |

| F2500C / F2500CS / F2500W / F2500WS / MF2500CS / MF2500CM / SD2500C / SD2500CS / SD2550C / SD2550CS / SD2500W / SD2500WS<br>- Internal Machine Failure-Codes chart RC28 | | |
|---|---|---|
| **Fault Code** | **API function** | **Description** |
| 1412 | ree_setValue | The specified API function was called with an invalid parameter. The number of this parameter is saved in <error parameter>. |
| 1413 | ree_setArray | The specified API function was called with an invalid parameter. The number of this parameter is saved in <error parameter>. |
| 1414 | ree_getValue | The specified API function was called with an invalid parameter. The number of this parameter is saved in <error parameter>. |
| 1415 | ree_getArray | The specified API function was called with an invalid parameter. The number of this parameter is saved in <error parameter>. |
| 1416 | - | An internal API error was detected: The Dflash server order was aborted and could not finished successfully.As a consequence some data were not saved into DFlash. |
| 1417 | - | An error of an API internal function was detected. |
| 1418 | - | An error of an API internal function was detected. |
| 1801 | ccp_initComm | The specified API function was called with a parameter which is out of range. The number of this parameter is saved in <error parameter>. |
| 1802 | ccp_initComm | Calling of function is not allowed in that program state. The call of this function must be located within the function sys_main / PLC_PRG. |
| 1803 | ccp_initComm | This function was already executed and must not be called twice. |

| F2500C / F2500CS / F2500W / F2500WS / MF2500CS / MF2500CM / SD2500C / SD2500CS / SD2550C / SD2550CS / SD2500W / SD2500WS<br>- Internal Machine Failure-Codes chart RC28 | | |
|---|---|---|
| **Fault Code** | **API function** | **Description** |
| 1804 | ccp_initComm | There are too less CAN hardware databoxes available in the configuration of the given CAN channel.Possible solutions: Use another CAN channel for CCP or change the hardware databox configuration with the function can_cfgHwBoxes() before initialization the CCP. |
| 1805 | ccp_initComm | The required CAN hardware databoxes are already used by the function can_initRxDatabox().Possible solutions: Initialize the CCP module before the initialization of the CAN databoxes or use another CAN channel for CCP. |
| 1806 | ccp_initComm | There is no DAQ list defined. At least one DAQ has to be defined with the API function ccp_initDaqList() before the CCP communication can be started. |
| 1807 | ccp_initComm | Common error during initialization of the CAN databoxes. |
| 1808 | ccp_initComm | The CCP module could not register the required idle task within the system. <error parameter> = return code of sys_registerIdleTask() |
| 1809 | ccp_initComm | The CCP module could not register the required application task within the system. <error parameter> = return code of sys_registerTask() |
| 1820 | ccp_registerOdtBuf | The specified API function was called with a parameter which is out of range. The number of this parameter is saved in <error parameter>. |
| 1821 | ccp_registerOdtBuf | The function call ccp_registerOdtBuf() is not allowed after the execution of ccp_initComm(). |
| 1822 | ccp_registerOdtBuf | The given CCP ODT buffer overlaps with an already registered buffer (e.g. CAN, J1939,…) within the system.<error parameter>:0: Buffers have a different start address.1: Both buffers have the same start address. May be the same variable is used twice. |

| F2500C / F2500CS / F2500W / F2500WS / MF2500CS / MF2500CM / SD2500C / SD2500CS / SD2550C / SD2550CS / SD2500W / SD2500WS - Internal Machine Failure-Codes chart RC28 | | |
|---|---|---|
| **Fault Code** | **API function** | **Description** |
| 1830 | ccp_initDaqList | The specified API function was called with a parameter which is out of range. The number of this parameter is saved in <error parameter>. |
| 1831 | ccp_initDaqList | The function call ccp_initDaqList() is not allowed after the execution of ccp_initComm(). |
| 1832 | ccp_initDaqList | The given ODT start is invalid. It is located within an already existing ODT range of another DAQ list. |
| 1833 | ccp_initDaqList | The given number of ODTs is invalid. The given ODT range overlaps with an already existing ODT range of another DAQ list. |
| 1901 | isobus_init-Comm | The specified API function was called with a parameter which is out of range. The number of this parameter is saved in <error parameter>. |
| 1902 | isobus_init-Comm | Calling of function is not allowed in that program state. The first call of this function must be located within the function sys_main / PLC_PRG. |
| 1903 | isobus_init-Comm | This function was already called with another priority and/or cycle time, but these parameters must no be changed within a further call of this function. |
| 1904 | isobus_getSta-tus | The specified API function was called with a parameter which is out of range. The number of this parameter is saved in <error parameter>. |
| 1905 | isobus_set-CaName | The specified API function was called with a parameter which is out of range. The number of this parameter is saved in <error parameter>. |
| 1906 | isobus_init-Comm | This function was called for can channel <can> without any assigned controller application. The function iso-bus_setCaAddr() has to be called before. |
| 1907 | isobus_set-CaAddr | A new controller application <instance> was defined with isobus_setCaAddr() after the execution of function isobus_initComm(). The controller applications must be defined before the communication is started. |

| F2500C / F2500CS / F2500W / F2500WS / MF2500CS / MF2500CM / SD2500C / SD2500CS / SD2550C / SD2550CS / SD2500W / SD2500WS - Internal Machine Failure-Codes chart RC28 | | |
|---|---|---|
| **Fault Code** | **API function** | **Description** |
| 1908 | isobus_set-CaAddr | The specified API function was called with a parameter which is out of range. The number of this parameter is saved in <error parameter>. |
| 1909 | isobus_set-CaAddr | The CAN channel must not be changed with function call isobus_setCaAddr() for the controller application <instance>. |
| 190A | isobus_set-CaAddr | The controller application address within function call isobus_setCaAddr() for controller application <instance> is already used. |
| 190B | isobus_get-CaAddr | The specified API function was called with a parameter which is out of range. The number of this parameter is saved in <error parameter>. |
| 1910 | isobus_regi-sterRxDatabo-xes | The given J1939 RX databox buffer overlaps with an already registered can or J1939 buffer. <error parame-ter>:0: Buffers have a different start address.1: Both buffers have the same start address. May be the same variable is used twice. |
| 1911 | isobus_regi-sterRxDatabo-xes | The specified API function was called with a parameter which is out of range. The number of this parameter is saved in <error parameter>. |
| 1912 | isobus_regi-sterRxDatabo-xes | Calling of function is not allowed in that program state. The call of this function must be located within the function sys_main / PLC_PRG. |
| 1913 | isobus_initRx-Databox | The specified API function was called with a parameter which is out of range. The number of this parameter is saved in <error parameter>. |
| 1920 | isobus_regi-sterTxDatabo-xes | The given ISOBUS TX databox buffer overlaps with an already registered buffer within the system. <error parameter>:0: Buffers have a different start address.1: Both buffers have the same start address. May be the same variable is used twice. |

| F2500C / F2500CS / F2500W / F2500WS / MF2500CS / MF2500CM / SD2500C / SD2500CS / SD2550C / SD2550CS / SD2500W / SD2500WS<br>- Internal Machine Failure-Codes chart RC28 | | |
|---|---|---|
| **Fault Code** | **API function** | **Description** |
| 1921 | isobus_registerTxDataboxes | The specified API function was called with a parameter which is out of range. The number of this parameter is saved in <error parameter>. |
| 1922 | isobus_registerTxDataboxes | Calling of function is not allowed in that program state. The call of this function must be located within the function sys_main / PLC_PRG. |
| 1923 | isobus_initTxDatabox | The specified API function was called with a parameter which is out of range. The number of this parameter is saved in <error parameter>. |
| 1924 | isobus_setTxCallbackReturnValue | The specified API function was called with a parameter which is out of range. The number of this parameter is saved in <error parameter>. |
| 1931 | isobus_sendDatabox | The specified API function was called with a parameter which is out of range. The number of this parameter is saved in <error parameter>. |
| 1932 | isobus_getRxDataboxStatus | The specified API function was called with a parameter which is out of range. The number of this parameter is saved in <error parameter>.CAN RX buffer overflow during receiving ISOBUS messages. The can buffer size has to increased with function can_registerRxBuf(). |
| 1933 | - | CAN RX buffer overflow during receiving ISOBUS messages. The can buffer size has to increased with function can_registerRxBuf(). |
| 1941 | isobus_initFailureList | The specified API function was called with a parameter which is out of range. The number of this parameter is saved in <error parameter>, but255 = eeprom range overlapps with range of another instance. |
| 1942 | isobus_setFailureDM1 | The specified API function was called with a parameter which is out of range. The number of this parameter is saved in <error parameter>. |

| F2500C / F2500CS / F2500W / F2500WS / MF2500CS / MF2500CM / SD2500C / SD2500CS / SD2550C / SD2550CS / SD2500W / SD2500WS - Internal Machine Failure-Codes chart RC28 | | |
|---|---|---|
| **Fault Code** | **API function** | **Description** |
| 1943 | isobus_reset-FailureDM1 | The specified API function was called with a parameter which is out of range. The number of this parameter is saved in <error parameter>. |
| 1944 | isobus_setFailu-reDM1 | This function is not allowed until the initialization with function isobus_initFailureList() was performed before. |
| 1945 | isobus_reset-FailureDM1 | This function is not allowed until the initialization with function isobus_initFailureList() was performed before. |
| 1946 | isobus_reset-FailureDM2 | This function is not allowed until the initialization with function isobus_initFailureList() was performed before. |
| 1947 | isobus_setFailu-reDM1 | DM1 list overflow. Failure could not be stored in the DM1 failure list. |
| 1948 | isobus_setFailu-reDM1 | DM2 list overflow. Failure could not be stored in the DM2 failure list. |
| 1949 | isobus_reset-FailureDM1 | Failure could not be found in the DM1 failure list. |
| 194A | isobus_setFailu-reDM1 | Failure could not be stored due to eeprom server error. |
| 194B | isobus_testFai-lureDM1 | The specified API function was called with a parameter which is out of range. The number of this parameter is saved in <error parameter>. |
| 194C | isobus_testFai-lureDM1 | This function is not allowed until the initialization with function isobus_initFailureList() was performed before. |

| F2500C / F2500CS / F2500W / F2500WS / MF2500CS / MF2500CM / SD2500C / SD2500CS / SD2550C / SD2550CS / SD2500W / SD2500WS - Internal Machine Failure-Codes chart RC28 | | |
|---|---|---|
| **Fault Code** | **API function** | **Description** |
| 194D | isobus_reset-FailureDM2 | The specified API function was called with a parameter which is out of range. The number of this parameter is saved in <error parameter>. |
| 194E | isobus_reset-FailureDM2 | Failure could not be deleted due to eeprom server error. |
| 1951 | isobus_initDia-gnostic | The specified API function was called with a parameter which is out of range. The number of this parameter is saved in <error parameter>. |
| 1952 | isobus_getDia-gnostic | The specified API function was called with a parameter which is out of range. The number of this parameter is saved in <error parameter>. |
| 1953 | isobus_sendRe-questPGN | The specified API function was called with a parameter which is out of range. The number of this parameter is saved in <error parameter>. |
| 1960 | isobus_registe-rInstances | The specified API function was called with a parameter which is out of range. The number of this parameter is saved in <error parameter>. |
| 1961 | isobus_registe-rInstances | Calling of function is not allowed in that program state. The call of this function must be located within the function sys_main / PLC_PRG. |
| 1962 | isobus_registe-rInstances | The given ISOBUS instance data array overlaps with an already registered buffer within the system. <error parameter>:0: Buffers have a different start address.1: Both buffers have the same start address. May be the same variable is used twice. |
| 1970 | isobus_set-CaInfo | The specified API function was called with a parameter which is out of range. The number of this parameter is saved in <error parameter>. |
| 1A01 | lin_registerIn-stances | The specified API function was called with a parameter which is out of range. The number of this parameter is saved in <error parameter>. |

| F2500C / F2500CS / F2500W / F2500WS / MF2500CS / MF2500CM / SD2500C / SD2500CS / SD2550C / SD2550CS / SD2500W / SD2500WS<br>- Internal Machine Failure-Codes chart RC28 | | |
|---|---|---|
| **Fault Code** | **API function** | **Description** |
| 1A02 | lin_registerIn-stances | Calling of function is not allowed in that program state. The call of this function must be located within the function sys_main / PLC_PRG. |
| 1A03 | lin_registerIn-stances | The given LIN instance data array overlaps with an already registered buffer within the system. <error para-meter>:0: Buffers have a different start address.1: Both buffers have the same start address. May be the same variable is used twice. |
| 1A04 | lin_registerEr-rorCallback | The specified API function was called with a parameter which is out of range. The number of this parameter is saved in <error parameter>. |
| 1A10 | lin_initComm | The specified API function was called with a parameter which is out of range. The number of this parameter is saved in <error parameter>. |
| 1A11 | lin_initComm | Calling of function is not allowed in that program state. The call of this function must be located within the function sys_main / PLC_PRG. |
| 1A12 | lin_initComm | This function was already executed and must not be called twice. |
| 1A13 | lin_initComm | This function was executed without previously defined instances. The LIN instances must be registered before. |
| 1A20 | lin_initSlave | The specified API function was called with a parameter which is out of range. The number of this parameter is saved in <error parameter>. |
| 1A21 | lin_initSignal | The specified API function was called with a parameter which is out of range. The number of this parameter is saved in <error parameter>. |
| 1A22 | lin_initFrame | The specified API function was called with a parameter which is out of range. The number of this parameter is saved in <error parameter>. |

| F2500C / F2500CS / F2500W / F2500WS / MF2500CS / MF2500CM / SD2500C / SD2500CS / SD2550C / SD2550CS / SD2500W / SD2500WS<br>- Internal Machine Failure-Codes chart RC28 | | |
|---|---|---|
| **Fault Code** | **API function** | **Description** |
| 1A23 | lin_initTable | The specified API function was called with a parameter which is out of range. The number of this parameter is saved in <error parameter>. |
| 1A24 | lin_addSignal-ToFrame | The specified API function was called with a parameter which is out of range. The number of this parameter is saved in <error parameter>. |
| 1A25 | lin_addSignal-ToFrame | The given <signal> has defined an invalid TX node. All signals of one frame must have the same TX node. |
| 1A26 | lin_addFrame-ToTable | The specified API function was called with a parameter which is out of range. The number of this parameter is saved in <error parameter>. |
| 1A27 | lin_addFrame-ToTable | The frame can not be assigned to the <table> because there are no remaining free table entries. |
| 1A28 | lin_addFrame-ToTable | This function is not allowed until the LIN cycle time was defined. Function lin_initComm() has to be executed before. |
| 1A29 | lin_addSignal-ToFrame | The given <signal> has defined an invalid RX node. All signals of one frame must have the same RX node. |
| 1A30 | lin_connect | The specified API function was called with a parameter which is out of range. The number of this parameter is saved in <error parameter>. |
| 1A31 | lin_disconnect | The specified API function was called with a parameter which is out of range. The number of this parameter is saved in <error parameter>. |
| 1A32 | lin_disconnect | This function is not allowed until a goto-sleep frame was sent. Function lin_gotoSleep() has to be executed before and the goto-sleep frame must be really sent on the bus. |

| F2500C / F2500CS / F2500W / F2500WS / MF2500CS / MF2500CM / SD2500C / SD2500CS / SD2550C / SD2550CS / SD2500W / SD2500WS - Internal Machine Failure-Codes chart RC28 | | |
|---|---|---|
| **Fault Code** | **API function** | **Description** |
| 1A33 | lin_wakeUp | The specified API function was called with a parameter which is out of range. The number of this parameter is saved in <error parameter>. |
| 1A34 | lin_gotoSleep | The specified API function was called with a parameter which is out of range. The number of this parameter is saved in <error parameter>. |
| 1A35 | lin_setSchedule | The specified API function was called with a parameter which is out of range. The number of this parameter is saved in <error parameter>. |
| 1A36 | lin_getStatus | The specified API function was called with a parameter which is out of range. The number of this parameter is saved in <error parameter>. |
| 1A40 | lin_readBool | The specified API function was called with a parameter which is out of range. The number of this parameter is saved in <error parameter>. |
| 1A41 | lin_readUint8 | The specified API function was called with a parameter which is out of range. The number of this parameter is saved in <error parameter>. |
| 1A43 | lin_readBytes | The specified API function was called with a parameter which is out of range. The number of this parameter is saved in <error parameter>. |
| 1A44 | lin_readBool | This function was called for a <signal> with an invalid size. The type of read function must correspond to the defined signal size. |
| 1A45 | lin_readUint8 | This function was called for a <signal> with an invalid size. The type of read function must correspond to the defined signal size. |
| 1A46 | lin_readUint16 | This function was called for a <signal> with an invalid size. The type of read function must correspond to the defined signal size. |

| F2500C / F2500CS / F2500W / F2500WS / MF2500CS / MF2500CM / SD2500C / SD2500CS / SD2550C / SD2550CS / SD2500W / SD2500WS - Internal Machine Failure-Codes chart RC28 | | |
|---|---|---|
| **Fault Code** | **API function** | **Description** |
| 1A47 | lin_readBytes | This function was called for a <signal> with an invalid size. The type of read function must correspond to the defined signal size. |
| 1A50 | lin_writeBool | The specified API function was called with a parameter which is out of range. The number of this parameter is saved in <error parameter>. |
| 1A51 | lin_writeUint8 | The specified API function was called with a parameter which is out of range. The number of this parameter is saved in <error parameter>. |
| 1A52 | lin_writeUint16 | The specified API function was called with a parameter which is out of range. The number of this parameter is saved in <error parameter>. |
| 1A53 | lin_writeBytes | The specified API function was called with a parameter which is out of range. The number of this parameter is saved in <error parameter>. |
| 1A54 | lin_writeBool | This function was called for a <signal> with an invalid size. The type of write function must correspond to the defined signal size. |
| 1A55 | lin_writeUint8 | This function was called for a <signal> with an invalid size. The type of write function must correspond to the defined signal size. |
| 1A56 | lin_writeUint16 | This function was called for a <signal> with an invalid size. The type of write function must correspond to the defined signal size. |
| 1A57 | lin_writeBytes | This function was called for a <signal> with an invalid size. The type of write function must correspond to the defined signal size. |
| 1A60 | - | The LIN diagnostic handler of <instance> is still busy. The next diagnostic service can be started not before the last service was completed. |

| F2500C / F2500CS / F2500W / F2500WS / MF2500CS / MF2500CM / SD2500C / SD2500CS / SD2550C / SD2550CS / SD2500W / SD2500WS<br>- Internal Machine Failure-Codes chart RC28 | | |
|---|---|---|
| **Fault Code** | **API function** | **Description** |
| 1A61 | lin_diagGetSta-tus | The specified API function was called with a parameter which is out of range. The number of this parameter is saved in <error parameter>. |
| 1A42 | lin_readUint16 | The specified API function was called with a parameter which is out of range. The number of this parameter is saved in <error parameter>. |
| 1A62 | lin_diagGetRe-sponse | The specified API function was called with a parameter which is out of range. The number of this parameter is saved in <error parameter>. |
| 1A63 | lin_diagAssign-Nad | The specified API function was called with a parameter which is out of range. The number of this parameter is saved in <error parameter>. |
| 1A64 | lin_diagAssign-FrameRange | The specified API function was called with a parameter which is out of range. The number of this parameter is saved in <error parameter>. |
| 1A65 | lin_diagSave-Config | The specified API function was called with a parameter which is out of range. The number of this parameter is saved in <error parameter>. |
| 1A66 | lin_diagCond-ChangeNad | The specified API function was called with a parameter which is out of range. The number of this parameter is saved in <error parameter>. |
| 1A67 | lin_diagRead-ById | The specified API function was called with a parameter which is out of range. The number of this parameter is saved in <error parameter>. |
| 1A70 | - | A RX LIN diagnostic raw message buffer overflow occured for <instance>. Messages from the RX buffer must be read first with function lin_rawGetData() before further LIN messages can be received by the scheduler. |
| 1A71 | lin_rawSend-Data | A TX LIN diagnostic raw message buffer overflow occured for <instance>. Messages from the TX buffer must be sent first by the scheduler before further LIN messages can be sent with function lin_rawSendData(). |

| F2500C / F2500CS / F2500W / F2500WS / MF2500CS / MF2500CM / SD2500C / SD2500CS / SD2550C / SD2550CS / SD2500W / SD2500WS<br>- Internal Machine Failure-Codes chart RC28 | | |
|---|---|---|
| **Fault Code** | **API function** | **Description** |
| 1A72 | lin_rawInitBuffer | The specified API function was called with a parameter which is out of range. The number of this parameter is saved in <error parameter>. |
| 1A73 | lin_rawGetData | The specified API function was called with a parameter which is out of range. The number of this parameter is saved in <error parameter>. |
| 1A74 | lin_rawGetData | This function was called for <instance> although the LIN RX raw buffer is in error state. The error state can be reset by initializing the raw message buffers with function lin_rawInitBuffer(). |
| 1A75 | lin_rawSend-Data | The specified API function was called with a parameter which is out of range. The number of this parameter is saved in <error parameter>. |
| 1A76 | lin_rawSend-Data | This function was called for <instance> although the LIN TX raw buffer is in error state. The error state can be reset by initializing the raw message buffers with function lin_rawInitBuffer(). |
| 1A77 | lin_rawGetRx-Status | The specified API function was called with a parameter which is out of range. The number of this parameter is saved in <error parameter>. |
| 1A78 | lin_rawGetTx-Status | The specified API function was called with a parameter which is out of range. The number of this parameter is saved in <error parameter>. |
| 1A79 | lin_rawGetTx-Status | The specified API function was called with a parameter which is out of range. The number of this parameter is saved in <error parameter>. |
| 0x1B01 | sent_cfg | The specified API function was called with a parameter which is out of range. The number of this parameter is saved in <error parameter>. |
| 0x1B02 | sent_enable | The specified API function was called with a parameter which is out of range. The number of this parameter is saved in <error parameter>. |

| F2500C / F2500CS / F2500W / F2500WS / MF2500CS / MF2500CM / SD2500C / SD2500CS / SD2550C / SD2550CS / SD2500W / SD2500WS<br>- Internal Machine Failure-Codes chart RC28 | | |
|---|---|---|
| **Fault Code** | **API function** | **Description** |
| 0x1B03 | sent_disable | The specified API function was called with a parameter which is out of range. The number of this parameter is saved in <error parameter>. |
| 0x1B04 | sent_cfgFDDe-code | The specified API function was called with a parameter which is out of range. The number of this parameter is saved in <error parameter>. |
| 0x1B05 | sent_getFD | The specified API function was called with a parameter which is out of range. The number of this parameter is saved in <error parameter>. |
| 0x1B06 | sent_getFD | When no fast data is received and this fuction is called, the error is set to sent_noNewFdData with channel number |
| 0x1B07 | sent_getSD | The specified API function was called with a parameter which is out of range. The number of this parameter is saved in <error parameter>. |
| 0x1B08 | sent_getSD | When no slow data is received and this fuction is called, the error is set to sent_noNewSdData with channel number |
| 0x1B09 | sent_getStatus | The specified API function was called with a parameter which is out of range. The number of this parameter is saved in <error parameter>. |
| 0x1B0A | sent_regi-sterFDfifo | The specified API function was called with a parameter which is out of range. The number of this parameter is saved in <error parameter>. |
| 0x1B0B | sent_copyFD-Fifo | The specified API function was called with a parameter which is out of range. The number of this parameter is saved in <error parameter>. |
| 0x1B0C | sent_copyFD-Fifo | if copy buffer is too small in the specific fucntion, set an error sent_copyBufferSmall with channel number |

| F2500C / F2500CS / F2500W / F2500WS / MF2500CS / MF2500CM / SD2500C / SD2500CS / SD2550C / SD2550CS / SD2500W / SD2500WS<br>- Internal Machine Failure-Codes chart RC28 | | |
|---|---|---|
| **Fault Code** | **API function** | **Description** |
| 0x1B0D | sent_copyFD-Fifo | If the fast data is not registered and in application if this function is called then set the error to sent_copyBuf-ferSmall with channel number. |
| 0x1B0E | sent_regSDDa-taboxes | The specified API function was called with a parameter which is out of range. The number of this parameter is saved in <error parameter>. |
| 0x1B0F | sent_initSDDa-tabox | The specified API function was called with a parameter which is out of range. The number of this parameter is saved in <error parameter>. |
| 0x1B10 | sent_getSDDa-tabox | If error in the data box with set a error sent_getSDdatabox with the <error parameter> |
| 0x1B11 | sent_getSDDa-tabox | If data box is not been initialzed and try to get the data from the specific channel. Then set the error sent_-getSDdatbox with the data box number. Indicates not initialized |
| 0x1B12 | sent_getError-Status | The specified API function was called with a parameter which is out of range. The number of this parameter is saved in <error parameter>. |

## 12 Diesel engine Failure-Codes chart

| F2500C / F2500CS / F2500W / MF2500C / MF2500CS / MF2500CL /SD2500C / SD2500CS / SD2550C / SD2550CS / SD2500W / SD2500WS - Diesel Engine Failure-Codes chart | | | | | |
|---|---|---|---|---|---|
| **Fault Code** | **SPN** | **FMI** | **Lamp Color** | **SPN Description** | **Cumins Description** |
| 111 | 629 | 12 | Red | Stop / Shutdown | Engine Control Module Critical Internal Failure - Bad Intelligent Device or Component |
| 112 | 635 | 7 | Red | Stop / Shutdown | Engine Timing Actuator Driver Circuit - Mechanical System Not Responding or Out of Adjustment |
| 113 | 635 | 3 | Amber | Warning | Engine Timing Actuator Driver Circuit - Voltage Above Normal or Shorted to High Source |
| 114 | 635 | 4 | Amber | Warning | Engine Timing Actuator Driver Circuit - Voltage Below Normal or Shorted to Low Source |
| 115 | 612 | 2 | Red | Stop / Shutdown | Engine Magnetic Speed/Position Lost Both of Two Signals - Data Erratic, Intermittent, or Incorrect |
| 116 | 156 | 3 | Red | Stop / Shutdown | Injector Timing Rail 1 Fuel Pressure Sensor Circuit - Voltage Above Normal or Shorted to High |
| 117 | 156 | 4 | Red | Stop / Shutdown | Injector Timing Rail 1 Fuel Pressure Sensor Circuit - Voltage Below Normal or Shorted to Low Source |
| 118 | 135 | 3 | Amber | Warning | Fuel Delivery Pressure 1 Sensor Circuit - Voltage Above Normal or Shorted to High Source |
| 119 | 135 | 4 | Amber | Warning | Fuel Delivery Pressure 1 Sensor Circuit - Voltage Below Normal or Shorted to Low Source |
| 121 | 190 | 10 | Amber | Warning | Engine Magnetic Crankshaft Speed/Position Lost One of Two Signals - Abnormal Rate of Change |
| 122 | 102 | 3 | Amber | Warning | Intake Manifold 1 Pressure Sensor Circuit - Voltage Above Normal or Shorted to High Source |
| 123 | 102 | 4 | Amber | Warning | Intake Manifold 1 Pressure Sensor Circuit - Voltage Below Normal or Shorted to Low Source |
| 124 | 102 | 0 | Amber | Warning | Intake Manifold 1 Pressure - Data Valid But Above Normal Operating Range - Moderately Severe |
| 125 | 102 | 1 | Amber | Warning | Intake Manifold 1 Pressure - Data Valid But Below Normal Operating Range - Moderately Severe |

# F2500C / F2500CS / F2500W / MF2500C / MF2500CS / MF2500CL /SD2500C / SD2500CS / SD2550C / SD2550CS / SD2500W / SD2500WS
## - Diesel Engine Failure-Codes chart

| Fault Code | SPN | FMI | Lamp Color | SPN Description | Cumins Description |
|---|---|---|---|---|---|
| 126 | 1129 | 0 | Amber | Warning | Intake Manifold 3 Pressure - Data Valid But Above Normal Operating Range - Moderately Severe |
| 127 | 1129 | 1 | Amber | Warning | Intake Manifold 3 Pressure - Data Valid But Below Normal Operating Range - Moderately Severe |
| 128 | 1129 | 3 | Amber | Warning | Intake Manifold 3 Pressure Sensor Circuit - Voltage Above Normal or Shorted to High Source |
| 129 | 1129 | 4 | Amber | Warning | Intake Manifold 3 Pressure Sensor Circuit - Voltage Below Normal or Shorted to Low Source |
| 131 | 91 | 3 | Red | Stop / Shutdown | Accelerator Pedal or Lever Position Sensor 1 Circuit - Voltage Above Normal or Shorted to High |
| 132 | 91 | 4 | Red | Stop / Shutdown | Accelerator Pedal or Lever Position Sensor 1 Circuit - Voltage Below Normal or Shorted to Low |
| 133 | 974 | 3 | Red | Stop / Shutdown | Remote Accelerator Pedal or Lever Position Sensor 1 Circuit - Voltage Above Normal or Shorted to |
| 134 | 974 | 4 | Red | Stop / Shutdown | Remote Accelerator Pedal or Lever Position Sensor 1 Circuit - Voltage Below Normal or Shorted to |
| 135 | 100 | 3 | Amber | Warning | Engine Oil Rifle Pressure 1 Sensor Circuit - Voltage Above Normal or Shorted to High Source |
| 136 | 1208 | 3 | Amber | Warning | Pre-Oil Filter Pressure 1 Sensor Circuit - Voltage Above Normal or Shorted to High Source |
| 137 | 1208 | 4 | Amber | Warning | Pre-Oil Filter Pressure 1 Sensor Circuit - Voltage Below Normal or Shorted to Low Source |
| 138 | 1208 | 0 | Maintenance | Maintenance | Pre-Oil Filter Pressure - Data Valid But Above Normal Operating Range - Least Severe Level |
| 139 | 1208 | 2 | Amber | Warning | Pre-Oil Filter Pressure - Data Erratic, Intermittent, or Incorrect |
| 141 | 100 | 4 | Amber | Warning | Engine Oil Rifle Pressure 1 Sensor Circuit - Voltage Below Normal or Shorted to Low Source |
| 142 | 100 | 0 | Amber | Warning | Engine Oil Rifle Pressure - Data Valid But Above Normal Operating Range - Moderately Severe Level |
| 143 | 100 | 1 | Amber | Warning | Engine Oil Rifle Pressure - Data Valid But Below Normal Operating Range - Moderately Severe Level |

# F2500C / F2500CS / F2500W / MF2500C / MF2500CS / MF2500CL /SD2500C / SD2500CS / SD2550C / SD2550CS / SD2500W / SD2500WS - Diesel Engine Failure-Codes chart

| Fault Code | SPN | FMI | Lamp Color | SPN Description | Cumins Description |
|---|---|---|---|---|---|
| 144 | 110 | 3 | Amber | Warning | Engine Coolant Temperature 1 Sensor Circuit - Voltage Above Normal or Shorted to High Source |
| 145 | 110 | 4 | Amber | Warning | Engine Coolant Temperature 1 Sensor Circuit - Voltage Below Normal or Shorted to Low Source |
| 146 | 110 | 0 | Amber | Warning | Engine Coolant Temperature - Data Valid But Above Normal Operating Range - Moderately Severe |
| 147 | 91 | 1 | Red | Stop / Shutdown | Accelerator Pedal or Lever Position 1 Sensor Circuit Frequency - Data Valid But Below Normal |
| 148 | 91 | 0 | Red | Stop / Shutdown | Accelerator Pedal or Lever Position Sensor 1 - Data Valid But Above Normal Operating Range - Most |
| 149 | 29 | 2 | Amber | Warning | Accelerator Pedal Position 2 - Data Erratic, Intermittent, or Incorrect |
| 151 | 110 | 0 | Red | Stop / Shutdown | Engine Coolant Temperature - Data Valid But Above Normal Operating Range - Most Severe Level |
| 152 | 110 | 1 | Maintenance | Maintenance | Engine Coolant Temperature - Data Valid But Below Normal Operating Range - Least Severe Level |
| 153 | 105 | 3 | Amber | Warning | Intake Manifold 1 Temperature Sensor Circuit - Voltage Above Normal or Shorted to High Source |
| 154 | 105 | 4 | Amber | Warning | Intake Manifold 1 Temperature Sensor Circuit - Voltage Below Normal or Shorted to Low Source |
| 155 | 105 | 0 | Red | Stop / Shutdown | Intake Manifold 1 Temperature - Data Valid But Above Normal Operating Range - Most Severe Level |
| 156 | 1131 | 3 | Amber | Warning | Intake Manifold 2 Temperature Sensor Circuit - Voltage Above Normal or Shorted to High Source |
| 157 | 1131 | 4 | Amber | Warning | Intake Manifold 2 Temperature Sensor Circuit - Voltage Below Normal or Shorted to Low Source |
| 158 | 1131 | 0 | Red | Stop / Shutdown | Intake Manifold 2 Temperature - Data Valid But Above Normal Operating Range - Most Severe Level |
| 159 | 1132 | 3 | Amber | Warning | Intake Manifold 3 Temperature Sensor Circuit - Voltage Above Normal or Shorted to High Source |
| 161 | 1132 | 4 | Amber | Warning | Intake Manifold 3 Temperature Sensor Circuit - Voltage Below Normal or Shorted to Low Source |

# F2500C / F2500CS / F2500W / MF2500C / MF2500CS / MF2500CL /SD2500C / SD2500CS / SD2550C / SD2550CS / SD2500W / SD2500WS
# - Diesel Engine Failure-Codes chart

| Fault Code | SPN | FMI | Lamp Color | SPN Description | Cumins Description |
|---|---|---|---|---|---|
| 162 | 1132 | 0 | Red | Stop / Shutdown | Intake Manifold 3 Temperature - Data Valid But Above Normal Operating Range - Most Severe Level |
| 163 | 1133 | 3 | Amber | Warning | Intake Manifold 4 Temperature Sensor Circuit - Voltage Above Normal or Shorted to High Source |
| 164 | 1133 | 4 | Amber | Warning | Intake Manifold 4 Temperature Sensor Circuit - Voltage Below Normal or Shorted to Low Source |
| 165 | 1133 | 0 | Red | Stop / Shutdown | Intake Manifold 4 Temperature - Data Valid But Above Normal Operating Range - Most Severe Level |
| 166 | 1210 | 3 | Amber | Warning | Fuel Rack Position 1 Sensor Circuit - Voltage Above Normal or Shorted to High Source |
| 167 | 1210 | 4 | Amber | Warning | Fuel Rack Position 1 Sensor Circuit - Voltage Below Normal or Shorted to Low Source |
| 168 | 638 | 5 | Red | Stop / Shutdown | Fuel Rack Actuator Driver Position 1 Circuit - Current Below Normal or Open Circuit |
| 169 | 638 | 6 | Amber | Warning | Fuel Rack Actuator Driver Position 1 Circuit - Current Above Normal or Grounded Circuit |
| 171 | 638 | 2 | Amber | Warning | Fuel Rack Actuator Driver Position - Data Erratic, Intermittent, or Incorrect |
| 172 | 638 | 7 | Red | Stop / Shutdown | Fuel Rack Actuator Driver - Mechanical System Not Responding or Out of Adjustment |
| 173 | 638 | 1 | Amber | Warning | Fuel Rack Actuator Driver Mechanically Stuck Closed - Data Valid But Below Normal Operating |
| 174 | 2947 | 2 | Amber | Warning | Fuel Rack Position 2 - Data Erratic, Intermittent, or Incorrect |
| 175 | 3464 | 3 | Red | Stop / Shutdown | Electronic Throttle Control Actuator Driver Circuit - Voltage Above Normal or Shorted to High Source |
| 176 | 3464 | 4 | Red | Stop / Shutdown | Electronic Throttle Control Actuator Driver Circuit - Voltage Below Normal or Shorted to Low Source |
| 177 | 3464 | 7 | Red | Stop / Shutdown | Electronic Throttle Control Actuator - Mechanical System Not Responding or Out of Adjustment |
| 179 | 2947 | 3 | Amber | Warning | Fuel Rack Position Sensor 2 Circuit - Voltage Above Normal or Shorted to High Source |

# F2500C / F2500CS / F2500W / MF2500C / MF2500CS / MF2500CL /SD2500C / SD2500CS / SD2550C / SD2550CS / SD2500W / SD2500WS - Diesel Engine Failure-Codes chart

| Fault Code | SPN | FMI | Lamp Color | SPN Description | Cumins Description |
|---|---|---|---|---|---|
| 181 | 2947 | 4 | Amber | Warning | Fuel Rack Position Sensor 2 Circuit - Voltage Below Normal or Shorted to Low Source |
| 182 | 2947 | 6 | Amber | Warning | Fuel Rack Actuator Driver Position 2 Circuit - Current Above Normal or Grounded Circuit |
| 183 | 2947 | 5 | Red | Stop / Shutdown | Fuel Rack Actuator Driver Position 2 Circuit - Current Below Normal or Open Circuit |
| 185 | 639 | 2 | Amber | Warning | J1939 Network #1 - Data Erratic, Intermittent, or Incorrect |
| 186 | 675 | 11 | Amber | Warning | Wait-to-Start Lamp Driver Circuit - Root Cause Not Known |
| 187 | 3510 | 4 | Amber | Warning | Sensor Supply 2 Circuit - Voltage Below Normal or Shorted to Low Source |
| 188 | 100 | 11 | Red | Stop / Shutdown | Oil Pressure Gauge Circuit - Root Cause Not Known |
| 189 | 110 | 11 | Red | Stop / Shutdown | Coolant Temperature Gauge Circuit - Root Cause Not Known |
| 191 | 1550 | 11 | Amber | Warning | Air Conditioner Compressor Clutch Control Circuit - Root Cause Not Known |
| 192 | 605 | 2 | Amber | Warning | Refrigerant High Pressure Switch - Data Erratic, Intermittent, or Incorrect |
| 193 | 520199 | 3 | Amber | Warning | Cruise Control (Resistive) Signal Circuit - Voltage Above Normal or Shorted to High Source |
| 194 | 520199 | 4 | Amber | Warning | Cruise Control (Resistive) Signal Circuit - Voltage Below Normal or Shorted to Low Source |
| 195 | 111 | 3 | Amber | Warning | Coolant Level Sensor 1 Circuit - Voltage Above Normal or Shorted to High Source |
| 196 | 111 | 4 | Amber | Warning | Coolant Level Sensor 1 Circuit - Voltage Below Normal or Shorted to Low Source |
| 197 | 111 | 1 | Amber | Warning | Coolant Level - Data Valid But Below Normal Operating Range - Moderately Severe Level |
| 198 | 1661 | 3 | Amber | Warning | Engine Automatic Start Lamp Driver Circuit - Voltage Above Normal or Shorted to High Source |

# F2500C / F2500CS / F2500W / MF2500C / MF2500CS / MF2500CL /SD2500C / SD2500CS / SD2550C / SD2550CS / SD2500W / SD2500WS - Diesel Engine Failure-Codes chart

| Fault Code | SPN | FMI | Lamp Color | SPN Description | Cumins Description |
|---|---|---|---|---|---|
| 199 | 1661 | 4 | Amber | Warning | Engine Automatic Start Lamp Driver Circuit - Voltage Below Normal or Shorted to Low Source |
| 211 | 1484 | 11 | None | None | Additional Auxiliary Diagnostic Codes Logged - Condition Exists |
| 212 | 175 | 3 | Amber | Warning | Engine Oil Temperature Sensor 1 Circuit - Voltage Above Normal or Shorted to High Source |
| 213 | 175 | 4 | Amber | Warning | Engine Oil Temperature Sensor 1 Circuit - Voltage Below Normal or Shorted to Low Source |
| 214 | 175 | 0 | Red | Stop / Shutdown | Engine Oil Temperature - Data Valid But Above Normal Operating Range - Most Severe Level |
| 215 | 175 | 1 | Red | Stop / Shutdown | Engine Oil Temperature - Data Valid But Below Normal Operating Range - Most Severe Level |
| 216 | 46 | 3 | Amber | Warning | Vehicle Wet Tank Supply Pressure Circuit - Voltage Above Normal or Shorted to High Source |
| 217 | 46 | 4 | Amber | Warning | Vehicle Wet Tank Supply Pressure Circuit - Voltage Below Normal or Shorted to Low Source |
| 218 | 46 | 2 | Amber | Warning | Vehicle Wet Tank Supply Pressure - Data Erratic, Intermittent, or Incorrect |
| 219 | 1380 | 1 | Maintenance | Maintenance | Engine Oil Level Remote Reservoir - Data Valid But Below Normal Operating Range - Least Severe |
| 221 | 108 | 3 | Amber | Warning | Barometric Pressure Sensor Circuit - Voltage Above Normal or Shorted to High Source |
| 222 | 108 | 4 | Amber | Warning | Barometric Pressure Sensor Circuit - Voltage Below Normal or Shorted to Low Source |
| 223 | 1265 | 4 | Amber | Warning | Engine Oil Burn Valve Solenoid Driver Circuit - Voltage Below Normal or Shorted to Low Source |
| 224 | 1265 | 3 | Amber | Warning | Engine Oil Burn Valve Solenoid Driver Circuit - Voltage Above Normal or Shorted to High Source |
| 225 | 1266 | 4 | Amber | Warning | Engine Oil Replacement Valve Solenoid Driver Circuit - Voltage Below Normal or Shorted to Low |
| 226 | 1266 | 3 | Amber | Warning | Engine Oil Replacement Valve Solenoid Driver Circuit - Voltage Above Normal or Shorted to High |

# F2500C / F2500CS / F2500W / MF2500C / MF2500CS / MF2500CL /SD2500C / SD2500CS / SD2550C / SD2550CS / SD2500W / SD2500WS
## - Diesel Engine Failure-Codes chart

| Fault Code | SPN | FMI | Lamp Color | SPN Description | Cumins Description |
|---|---|---|---|---|---|
| 227 | 3510 | 3 | Amber | Warning | Sensor Supply 2 Circuit - Voltage Above Normal or Shorted to High Source |
| 228 | 109 | 1 | Red | Stop / Shutdown | Coolant Pressure - Data Valid But Below Normal Operating Range - Most Severe Level |
| 229 | 109 | 2 | Amber | Warning | Coolant Pressure - Data Erratic, Intermittent, or Incorrect |
| 231 | 109 | 3 | Amber | Warning | Coolant Pressure Sensor Circuit - Voltage Above Normal or Shorted to High Source |
| 232 | 109 | 4 | Amber | Warning | Coolant Pressure Sensor Circuit - Voltage Below Normal or Shorted to Low Source |
| 233 | 109 | 1 | Amber | Warning | Coolant Pressure - Data Valid But Below Normal Operating Range - Moderately Severe Level |
| 234 | 190 | 0 | Red | Stop / Shutdown | Engine Crankshaft Speed/Position - Data Valid But Above Normal Operating Range - Most Severe |
| 235 | 111 | 1 | Red | Stop / Shutdown | Coolant Level - Data Valid But Below Normal Operating Range - Most Severe Level |
| 237 | 644 | 2 | Amber | Warning | External Speed Command Input (Multiple Unit Synchronization) - Data Erratic, Intermittent, or |
| 238 | 3511 | 4 | Amber | Warning | Sensor Supply 3 Circuit - Voltage Below Normal or Shorted to Low Source |
| 239 | 3511 | 3 | Amber | Warning | Sensor Supply 3 Circuit - Voltage Above Normal or Shorted to High Source |
| 241 | 84 | 2 | Amber | Warning | Wheel-Based Vehicle Speed - Data Erratic, Intermittent, or Incorrect |
| 242 | 84 | 10 | Amber | Warning | Wheel-Based Vehicle Speed Sensor Circuit Tampering Has Been Detected - Abnormal Rate of |
| 243 | 513 | 4 | Amber | Warning | Engine Brake Actuator Driver Circuit - Voltage Below Normal or Shorted to Low Source |
| 244 | 623 | 4 | Amber | Warning | Red Stop Lamp Driver Circuit - Voltage Below Normal or Shorted to Low Source |
| 245 | 647 | 4 | Amber | Warning | Fan Control Circuit - Voltage Below Normal or Shorted to Low Source |

# F2500C / F2500CS / F2500W / MF2500C / MF2500CS / MF2500CL /SD2500C / SD2500CS / SD2550C / SD2550CS / SD2500W / SD2500WS
## - Diesel Engine Failure-Codes chart

| Fault Code | SPN | FMI | Lamp Color | SPN Description | Cumins Description |
|---|---|---|---|---|---|
| 246 | 173 | 3 | Amber | Warning | Exhaust Gas Temperature Sensor 1 Circuit - Voltage Above Normal or Shorted to High Source |
| 247 | 173 | 4 | Amber | Warning | Exhaust Gas Temperature Sensor 1 Circuit - Voltage Below Normal or Shorted to Low Source |
| 248 | 173 | 0 | Amber | Warning | Exhaust Gas Temperature - Data Valid But Above Normal Operating Range - Moderately Severe |
| 249 | 171 | 3 | Amber | Warning | Ambient Air Temperature Sensor 1 Circuit - Voltage Above Normal or Shorted to High Source |
| 251 | 1189 | 7 | Amber | Warning | Engine Turbocharger Wastegate Actuator 2 Position Control - Mechanical System Not Responding or |
| 252 | 98 | 2 | Amber | Warning | Engine Oil Level - Data Erratic, Intermittent, or Incorrect |
| 253 | 98 | 1 | Red | Stop / Shutdown | Engine Oil Level - Data Valid But Below Normal Operating Range - Most Severe Level |
| 254 | 632 | 4 | Red | Stop / Shutdown | Engine Fuel Shutoff Valve Driver Circuit - Voltage Below Normal or Shorted to Low Source |
| 255 | 632 | 3 | Amber | Warning | Engine Fuel Shutoff Valve Driver Circuit - Voltage Above Normal or Shorted to High Source |
| 256 | 171 | 4 | Amber | Warning | Ambient Air Temperature Sensor 1 Circuit - Voltage Below Normal or Shorted to Low Source |
| 257 | 632 | 7 | Amber | Warning | Engine Fuel Shutoff Valve Driver - Mechanical System Not Responding or Out of Adjustment |
| 258 | 632 | 5 | Amber | Warning | Engine Fuel Shutoff Valve Driver Circuit - Current Below Normal or Open Circuit |
| 261 | 174 | 0 | Amber | Warning | Engine Fuel Temperature - Data Valid But Above Normal Operating Range - Moderately Severe |
| 262 | 174 | 1 | Amber | Warning | Engine Fuel Temperature - Data Valid But Below Normal Operating Range - Moderately Severe Level |
| 263 | 174 | 3 | Amber | Warning | Engine Fuel Temperature Sensor 1 Circuit - Voltage Above Normal or Shorted to High Source |
| 264 | 174 | 11 | Amber | Warning | Engine Fuel Temperature Sensor 1 Circuit - Root Cause Not Known |

# F2500C / F2500CS / F2500W / MF2500C / MF2500CS / MF2500CL /SD2500C / SD2500CS / SD2550C / SD2550CS / SD2500W / SD2500WS
## - Diesel Engine Failure-Codes chart

| Fault Code | SPN | FMI | Lamp Color | SPN Description | Cumins Description |
|---|---|---|---|---|---|
| 265 | 174 | 4 | Amber | Warning | Engine Fuel Temperature Sensor 1 Circuit - Voltage Below Normal or Shorted to Low Source |
| 266 | 174 | 0 | Red | Stop / Shutdown | Engine Fuel Temperature - Data Valid But Above Normal Operating Range - Most Severe Level |
| 267 | 171 | 1 | Amber | Warning | Ambient Air Temperature - Data Valid But Below Normal Operating Range - Moderately Severe Level |
| 268 | 94 | 2 | Amber | Warning | Fuel Delivery Pressure - Data Erratic, Intermittent, or Incorrect |
| 269 | 1195 | 2 | Red | Stop / Shutdown | Antitheft Password Valid Indicator - Data Erratic, Intermittent, or Incorrect |
| 271 | 1347 | 4 | Amber | Warning | Engine Fuel Pump Pressurizing Assembly 1 Circuit - Voltage Below Normal or Shorted to Low Source |
| 272 | 1347 | 3 | Amber | Warning | Engine Fuel Pump Pressurizing Assembly 1 Circuit - Voltage Above Normal or Shorted to High |
| 273 | 1348 | 4 | Amber | Warning | Engine Fuel Pump Pressurizing Assembly 2 Circuit - Voltage Below Normal or Shorted to Low Source |
| 274 | 1348 | 3 | Amber | Warning | Engine Fuel Pump Pressurizing Assembly 2 Circuit - Voltage Above Normal or Shorted to High |
| 276 | 633 | 3 | Amber | Warning | Electronic Fuel Injection Control Valve Circuit - Voltage Above Normal or Shorted to High Source |
| 277 | 633 | 7 | Amber | Warning | Electronic Fuel Injection Control Valve - Mechanical System Not Responding or Out of Adjustment |
| 278 | 931 | 11 | Amber | Warning | Fuel Supply Pump Driver Circuit - Root Cause Not Known |
| 279 | 633 | 4 | Amber | Warning | Electronic Fuel Injection Control Valve Circuit - Voltage Below Normal or Shorted to Low Source |
| 281 | 1347 | 7 | Amber | Warning | Engine Fuel Pump Pressurizing Assembly 1 - Mechanical System Not Responding or Out of |
| 285 | 639 | 9 | Amber | Warning | SAE J1939 Multiplexing PGN Timeout Error - Abnormal Update Rate |
| 286 | 639 | 13 | Amber | Warning | SAE J1939 Multiplexing Configuration Error - Out of Calibration |

# F2500C / F2500CS / F2500W / MF2500C / MF2500CS / MF2500CL /SD2500C / SD2500CS / SD2550C / SD2550CS / SD2500W / SD2500WS
## - Diesel Engine Failure-Codes chart

| Fault Code | SPN | FMI | Lamp Color | SPN Description | Cumins Description |
|---|---|---|---|---|---|
| 287 | 91 | 2 | Amber | Warning | SAE J1939 Multiplexed Accelerator Pedal or Lever Sensor System - Received Network Data in Error |
| 288 | 974 | 2 | Red | Stop / Shutdown | SAE J1939 Multiplexing Remote Accelerator Pedal or Lever Position Sensor System - Received |
| 289 | 593 | 11 | Amber | Warning | Idle Shutdown Vehicle Accessories Relay Driver Circuit - Root Cause Not Known |
| 291 | 625 | 9 | Red | Stop / Shutdown | Proprietary Datalink Error (OEM/Vehicle Datalink) - Abnormal Update Rate |
| 292 | 441 | 14 | Red | Stop / Shutdown | Auxiliary Temperature Sensor Input 1 - Special Instructions |
| 293 | 441 | 3 | Amber | Warning | Auxiliary Temperature Sensor Input 1 Circuit - Voltage Above Normal or Shorted to High Source |
| 294 | 441 | 4 | Amber | Warning | Auxiliary Temperature Sensor Input 1 Circuit - Voltage Below Normal or Shorted to Low Source |
| 295 | 108 | 2 | Amber | Warning | Barometric Pressure - Data Erratic, Intermittent, or Incorrect |
| 296 | 1388 | 14 | Red | Stop / Shutdown | Auxiliary Pressure Sensor Input 2 - Special Instructions |
| 297 | 1388 | 3 | Amber | Warning | Auxiliary Pressure Sensor Input 2 Circuit - Voltage Above Normal or Shorted to High Source |
| 298 | 1388 | 4 | Amber | Warning | Auxiliary Pressure Sensor Input 2 Circuit - Voltage Below Normal or Shorted to Low Source |
| 299 | 1384 | 11 | Amber | Warning | SAE J1939 Engine Commanded Shutdown - Condition Exists |
| 311 | 651 | 6 | Amber | Warning | Injector Solenoid Driver Cylinder 1 Circuit - Current Above Normal or Grounded Circuit |
| 312 | 655 | 6 | Amber | Warning | Injector Solenoid Driver Cylinder 5 Circuit - Current Above Normal or Grounded Circuit |
| 313 | 653 | 6 | Amber | Warning | Injector Solenoid Driver Cylinder 3 Circuit - Current Above Normal or Grounded Circuit |
| 314 | 656 | 6 | Amber | Warning | Injector Solenoid Driver Cylinder 6 Circuit - Current Above Normal or Grounded Circuit |

# F2500C / F2500CS / F2500W / MF2500C / MF2500CS / MF2500CL /SD2500C / SD2500CS / SD2550C / SD2550CS / SD2500W / SD2500WS - Diesel Engine Failure-Codes chart

| Fault Code | SPN | FMI | Lamp Color | SPN Description | Cumins Description |
|---|---|---|---|---|---|
| 315 | 652 | 6 | Amber | Warning | Injector Solenoid Driver Cylinder 2 Circuit - Current Above Normal or Grounded Circuit |
| 316 | 931 | 3 | Amber | Warning | Fuel Supply Pump Actuator Driver Circuit - Voltage Above Normal or Shorted to High Source |
| 317 | 931 | 4 | Amber | Warning | Fuel Supply Pump Actuator Driver Circuit - Voltage Below Normal or Shorted to Low Source |
| 318 | 931 | 7 | Amber | Warning | Fuel Supply Pump Actuator Driver - Mechanical System Not Responding or Out of Adjustment |
| 319 | 251 | 2 | Maintenance | Maintenance | Real Time Clock - Data Erratic, Intermittent, or Incorrect |
| 321 | 654 | 6 | Amber | Warning | Injector Solenoid Driver Cylinder 4 Circuit - Current Above Normal or Grounded Circuit |
| 322 | 651 | 5 | Amber | Warning | Injector Solenoid Driver Cylinder 1 Circuit - Current Below Normal or Open Circuit |
| 323 | 655 | 5 | Amber | Warning | Injector Solenoid Driver Cylinder 5 Circuit - Current Below Normal or Open Circuit |
| 324 | 653 | 5 | Amber | Warning | Injector Solenoid Driver Cylinder 3 Circuit - Current Below Normal or Open Circuit |
| 325 | 656 | 5 | Amber | Warning | Injector Solenoid Driver Cylinder 6 Circuit - Current Below Normal or Open Circuit |
| 326 | 98 | 0 | Amber | Warning | Engine Oil Level - Data Valid But Above Normal Operating Range - Moderately Severe Level |
| 327 | 183 | 0 | Amber | Warning | Fuel Consumption Rate - Data Valid But Above Normal Operating Range - Moderately Severe Level |
| 328 | 1348 | 7 | Amber | Warning | Engine Fuel Pump Pressurizing Assembly 2 - Mechanical System Not Responding or Out of |
| 329 | 1077 | 14 | Amber | Warning | Fuel Pump Control Module Leakage - Special Instructions |
| 331 | 652 | 5 | Amber | Warning | Injector Solenoid Driver Cylinder 2 Circuit - Current Below Normal or Open Circuit |
| 332 | 654 | 5 | Amber | Warning | Injector Solenoid Driver Cylinder 4 Circuit - Current Below Normal or Open Circuit |

# F2500C / F2500CS / F2500W / MF2500C / MF2500CS / MF2500CL /SD2500C / SD2500CS / SD2550C / SD2550CS / SD2500W / SD2500WS
## - Diesel Engine Failure-Codes chart

| Fault Code | SPN | FMI | Lamp Color | SPN Description | Cumins Description |
|---|---|---|---|---|---|
| 334 | 110 | 2 | Amber | Warning | Engine Coolant Temperature - Data Erratic, Intermittent, or Incorrect |
| 336 | 634 | 3 | Amber | Warning | Idle Speed Control Valve Circuit - Voltage Above Normal or Shorted to High Source |
| 337 | 634 | 4 | Amber | Warning | Idle Speed Control Valve Circuit - Voltage Below Normal or Shorted to Low Source |
| 338 | 1267 | 3 | Amber | Warning | Idle Shutdown Vehicle Accessories Relay Driver Circuit - Voltage Above Normal or Shorted to High |
| 339 | 1267 | 4 | Amber | Warning | Idle Shutdown Vehicle Accessories Relay Driver Circuit - Voltage Below Normal or Shorted to Low |
| 342 | 630 | 13 | Red | Stop / Shutdown | Electronic Calibration Code Incompatibility - Out of Calibration |
| 343 | 629 | 12 | Amber | Warning | Engine Control Module Warning Internal Hardware Failure - Bad Intelligent Device or Component |
| 344 | 1382 | 0 | Maintenance | Maintenance | Fuel Filter (suction side) Differential Pressure - Data Valid But Above Normal Operating Range - |
| 345 | 1382 | 2 | Maintenance | Maintenance | Fuel Filter (suction side) Differential Pressure - Data Erratic, Intermittent, or Incorrect |
| 346 | 630 | 12 | Amber | Warning | Engine Control Module Calibration Memory Software - Bad Intelligent Device or Component |
| 347 | 1382 | 3 | Amber | Warning | Fuel Filter (suction side) Differential Pressure Circuit - Voltage Above Normal or Shorted to High |
| 348 | 1382 | 4 | Amber | Warning | Fuel Filter (suction side) Differential Pressure Circuit - Voltage Below Normal or Shorted to Low |
| 349 | 191 | 0 | Amber | Warning | Transmission Output Shaft Speed - Data Valid But Above Normal Operating Range - Moderately |
| 351 | 3597 | 12 | Amber | Warning | Injector Power Supply - Bad Intelligent Device or Component |
| 352 | 3509 | 4 | Amber | Warning | Sensor Supply 1 Circuit - Voltage Below Normal or Shorted to Low Source |
| 354 | 3563 | 3 | Amber | Warning | Intake Manifold Pressure 1 Sensor Circuit - Voltage Above Normal or Shorted to High Source |

# F2500C / F2500CS / F2500W / MF2500C / MF2500CS / MF2500CL /SD2500C / SD2500CS / SD2550C / SD2550CS / SD2500W / SD2500WS
## - Diesel Engine Failure-Codes chart

| Fault Code | SPN | FMI | Lamp Color | SPN Description | Cumins Description |
|---|---|---|---|---|---|
| 355 | 3563 | 4 | Amber | Warning | Intake Manifold Pressure 1 Sensor Circuit - Voltage Below Normal or Shorted to Low Source |
| 356 | 132 | 3 | Amber | Warning | Engine Intake Air Mass Flow Sensor Circuit - Voltage Above Normal or Shorted to High Source |
| 357 | 132 | 4 | Amber | Warning | Engine Intake Air Mass Flow Circuit - Voltage Below Normal or Shorted to Low Source |
| 358 | 132 | 2 | Amber | Warning | Engine Intake Air Mass Flow - Data Erratic, Intermittent, or Incorrect |
| 359 | 1664 | 11 | Red | Stop / Shutdown | Engine Failed Automatic Start - Condition Exists |
| 361 | 1076 | 3 | Red | Stop / Shutdown | Fuel Injection Pump Fuel Control Solenoid Driver Circuit - Voltage Above Normal or Shorted to High |
| 362 | 1076 | 4 | Amber | Warning | Fuel Injection Pump Fuel Control Solenoid Driver Circuit - Voltage Below Normal or Shorted to Low |
| 363 | 1076 | 7 | Amber | Warning | Fuel Injection Pump Fuel Control Valve - Mechanical System Not Responding or Out of Adjustment |
| 364 | 1077 | 9 | Amber | Warning | Fuel Pump Control Module CAN Datalink - Abnormal Update Rate |
| 365 | 1077 | 4 | Amber | Warning | Fuel Pump Control Module Supply Voltage Circuit - Voltage Below Normal or Shorted to Low Source |
| 366 | 1077 | 2 | Amber | Warning | Fuel Pump Control Module Supply Voltage - Data Erratic, Intermittent, or Incorrect |
| 371 | 1077 | 11 | Amber | Warning | Fuel Pump Control Module, Static Timing Error - Condition Exists |
| 372 | 1077 | 11 | Amber | Warning | Fuel Pump Control Module Idle Validation Circuit - Root Cause Not Known |
| 373 | 1077 | 3 | Red | Stop / Shutdown | Fuel Pump Control Module Fuel Shutoff Circuit - Voltage Above Normal or Shorted to High Source |
| 374 | 1077 | 12 | Amber | Warning | Fuel Pump Control Module Self-Test - Bad Intelligent Device or Component |
| 376 | 1077 | 13 | Amber | Warning | Fuel Pump Control Module Fueling or Engine Speed Mismatch - Out of Calibration |

# F2500C / F2500CS / F2500W / MF2500C / MF2500CS / MF2500CL /SD2500C / SD2500CS / SD2550C / SD2550CS / SD2500W / SD2500WS
## - Diesel Engine Failure-Codes chart

| Fault Code | SPN | FMI | Lamp Color | SPN Description | Cumins Description |
|---|---|---|---|---|---|
| 377 | 1077 | 7 | Amber | Warning | Fuel Pump Control Module Stuck Relay - Mechanical System Not Responding or Out of Adjustment |
| 378 | 633 | 5 | Amber | Warning | Electronic Fuel Injection Control Valve Circuit - Current Below Normal or Open Circuit |
| 379 | 633 | 6 | Amber | Warning | Electronic Fuel Injection Control Valve Circuit - Current Above Normal or Grounded Circuit |
| 381 | 626 | 11 | Amber | Warning | Intake Air Heater (Relay Enable) 2 Circuit - Root Cause Not Known |
| 383 | 729 | 5 | Amber | Warning | Engine Intake Air Heater 1 Circuit - Current Below Normal or Open Circuit |
| 384 | 626 | 12 | Amber | Warning | Start Enable Device 1 Circuit (Ether Injection) - Bad Intelligent Device or Component |
| 385 | 3513 | 3 | Amber | Warning | Sensor Supply 5 Circuit - Voltage Above Normal or Shorted to High Source |
| 386 | 3509 | 3 | Amber | Warning | Sensor Supply 1 Circuit - Voltage Above Normal or Shorted to High Source |
| 387 | 1043 | 3 | Amber | Warning | Accelerator Pedal or Lever Position Sensor Supply Voltage Circuit - Voltage Above Normal or |
| 388 | 1072 | 11 | Amber | Warning | Engine Brake Actuator Driver 1 Circuit - Root Cause Not Known |
| 389 | 647 | 11 | Amber | Warning | Fan Control Circuit - Root Cause Not Known |
| 391 | 632 | 11 | Amber | Warning | Engine Fuel Shutoff Valve Driver Circuit - Root Cause Not Known |
| 392 | 1073 | 11 | Amber | Warning | Engine Brake Actuator Driver 2 Circuit - Root Cause Not Known |
| 393 | 1112 | 11 | Amber | Warning | Engine Brake Actuator Driver 3 Circuit - Root Cause Not Known |
| 394 | 635 | 5 | Amber | Warning | Engine Timing Actuator Driver Circuit - Current Below Normal or Open Circuit |
| 395 | 635 | 6 | Amber | Warning | Engine Timing Actuator Driver Circuit - Current Above Normal or Grounded Circuit |

# F2500C / F2500CS / F2500W / MF2500C / MF2500CS / MF2500CL /SD2500C / SD2500CS / SD2550C / SD2550CS / SD2500W / SD2500WS
# - Diesel Engine Failure-Codes chart

| Fault Code | SPN | FMI | Lamp Color | SPN Description | Cumins Description |
|---|---|---|---|---|---|
| 396 | 1244 | 5 | Amber | Warning | Fuel Control Valve Solenoid Driver 2 Sensor Circuit - Current Below Normal or Open Circuit |
| 397 | 1244 | 6 | Amber | Warning | Fuel Control Valve Solenoid Driver 2 - Current Above Normal or Grounded Circuit |
| 398 | 1245 | 5 | Amber | Warning | Engine Timing Actuator Driver 2 Circuit - Current Below Normal or Open Circuit |
| 399 | 1245 | 6 | Amber | Warning | Engine Timing Actuator Driver 2 Circuit - Current Above Normal or Grounded Circuit |
| 411 | 622 | 3 | None | None | SAE J1922 Datalink - Voltage Above Normal or Shorted to High Source |
| 412 | 608 | 2 | None | None | SAE J1587/J1922 Datalink - Data Erratic, Intermittent, or Incorrect |
| 413 | 622 | 9 | None | None | SAE J1922 Datalink - Abnormal Update Rate |
| 414 | 608 | 9 | None | None | SAE J1587/J1922 Datalink - Abnormal Update Rate |
| 415 | 100 | 1 | Red | Stop / Shutdown | Engine Oil Rifle Pressure - Data Valid But Below Normal Operating Range - Most Severe Level |
| 417 | 611 | 7 | Amber | Warning | Oil Filter Bypass Valve - Mechanical System Not Responding or Out of Adjustment |
| 418 | 97 | 0 | Maintenance | Maintenance | Water in Fuel Indicator - Data Valid But Above Normal Operating Range - Least Severe Level |
| 419 | 1319 | 2 | Amber | Warning | Intake Manifold Pressure Bank Imbalance - Data Erratic, Intermittent, or Incorrect |
| 421 | 175 | 0 | Amber | Warning | Engine Oil Temperature - Data Valid But Above Normal Operating Range - Moderately Severe Level |
| 422 | 111 | 2 | Amber | Warning | Coolant Level - Data Erratic, Intermittent, or Incorrect |
| 423 | 156 | 2 | Amber | Warning | Injector Timing Rail 1 Fuel Pressure - Data Erratic, Intermittent, or Incorrect |
| 425 | 175 | 2 | Amber | Warning | Engine Oil Temperature - Data Erratic, Intermittent, or Incorrect |

# F2500C / F2500CS / F2500W / MF2500C / MF2500CS / MF2500CL /SD2500C / SD2500CS / SD2550C / SD2550CS / SD2500W / SD2500WS
## - Diesel Engine Failure-Codes chart

| Fault Code | SPN | FMI | Lamp Color | SPN Description | Cumins Description |
|---|---|---|---|---|---|
| 426 | 639 | 2 | None | None | J1939 Network #1 - Data Erratic, Intermittent, or Incorrect |
| 427 | 639 | 9 | None | None | SAE J1939 Datalink - Abnormal Update Rate |
| 428 | 97 | 3 | Amber | Warning | Water in Fuel Indicator Sensor Circuit - Voltage Above Normal or Shorted to High Source |
| 429 | 97 | 4 | Amber | Warning | Water in Fuel Indicator Sensor Circuit - Voltage Below Normal or Shorted to Low Source |
| 431 | 558 | 2 | Amber | Warning | Accelerator Pedal or Lever Idle Validation Switch - Data Erratic, Intermittent, or Incorrect |
| 432 | 558 | 13 | Red | Stop / Shutdown | Accelerator Pedal or Lever Idle Validation Switch Circuit - Out of Calibration |
| 434 | 3597 | 2 | Amber | Warning | Power Supply Lost With Ignition On - Data Erratic, Intermittent, or Incorrect |
| 435 | 100 | 2 | Amber | Warning | Engine Oil Rifle Pressure - Data Erratic, Intermittent, or Incorrect |
| 436 | 105 | 2 | Amber | Warning | Intake Manifold 1 Temperature - Data Erratic, Intermittent, or Incorrect |
| 437 | 1131 | 2 | Amber | Warning | Intake Manifold 2 Temperature - Data Erratic, Intermittent, or Incorrect |
| 438 | 1132 | 2 | Amber | Warning | Intake Manifold 3 Temperature - Data Erratic, Intermittent, or Incorrect |
| 439 | 1133 | 2 | Amber | Warning | Intake Manifold 4 Temperature - Data Erratic, Intermittent, or Incorrect |
| 441 | 168 | 1 | Amber | Warning | Battery 1 Voltage - Data Valid But Below Normal Operating Range - Moderately Severe Level |
| 442 | 168 | 0 | Amber | Warning | Battery 1 Voltage - Data Valid But Above Normal Operating Range - Moderately Severe Level |
| 443 | 1043 | 4 | Amber | Warning | Accelerator Pedal or Lever Position Sensor Supply Voltage Circuit - Voltage Below Normal or Shorted |
| 444 | 3513 | 1 | Amber | Warning | Sensor Supply 5 - Data Valid But Below Normal Operating Range - Moderately Severe Level |

# F2500C / F2500CS / F2500W / MF2500C / MF2500CS / MF2500CL /SD2500C / SD2500CS / SD2550C / SD2550CS / SD2500W / SD2500WS
## - Diesel Engine Failure-Codes chart

| Fault Code | SPN | FMI | Lamp Color | SPN Description | Cumins Description |
|---|---|---|---|---|---|
| 445 | 620 | 3 | Amber | Warning | Auxiliary Switch Supply - Voltage Above Normal or Shorted to High Source |
| 446 | 611 | 11 | Amber | Warning | GSP Communication Failure - Condition Exists |
| 447 | 611 | 11 | Amber | Warning | RPC Number Not Supported - Condition Exists |
| 448 | 611 | 11 | Amber | Warning | RPC Argument Mismatch - Condition Exists |
| 449 | 157 | 0 | Red | Stop / Shutdown | Injector Metering Rail 1 Pressure - Data Valid But Above Normal Operating Range - Most Severe |
| 451 | 157 | 3 | Amber | Warning | Injector Metering Rail 1 Pressure Sensor Circuit - Voltage Above Normal or Shorted to High Source |
| 452 | 157 | 4 | Amber | Warning | Injector Metering Rail 1 Pressure Sensor Circuit - Voltage Below Normal or Shorted to Low Source |
| 453 | 1241 | 3 | Amber | Warning | Gas Mass Flow 1 Sensor Circuit - Voltage Above Normal or Shorted to High Source |
| 454 | 1241 | 4 | Amber | Warning | Gas Mass Flow 1 Sensor Circuit - Voltage Below Normal or Shorted to Low Source |
| 455 | 633 | 3 | Red | Stop / Shutdown | Electronic Fuel Injection Control Valve Circuit - Voltage Above Normal or Shorted to High Source |
| 456 | 94 | 10 | Amber | Warning | Fuel Delivery Pressure - Abnormal Rate of Change |
| 457 | 156 | 10 | Amber | Warning | Injector Timing Rail 1 Fuel Pressure - Abnormal Rate of Change |
| 458 | 726 | 3 | Red | Stop / Shutdown | Ignition Timing Signal Circuit - Voltage Above Normal or Shorted to High Source |
| 459 | 726 | 4 | Red | Stop / Shutdown | Ignition Timing Signal Circuit - Voltage Below Normal or Shorted to Low Source |
| 461 | 725 | 3 | Red | Stop / Shutdown | Ignition Control Signal Circuit - Voltage Above Normal or Shorted to High Source |
| 462 | 725 | 4 | Red | Stop / Shutdown | Ignition Control Signal Circuit - Voltage Below Normal or Shorted to Low Source |

# F2500C / F2500CS / F2500W / MF2500C / MF2500CS / MF2500CL /SD2500C / SD2500CS / SD2550C / SD2550CS / SD2500W / SD2500WS
## - Diesel Engine Failure-Codes chart

| Fault Code | SPN | FMI | Lamp Color | SPN Description | Cumins Description |
|---|---|---|---|---|---|
| 463 | 724 | 3 | None | None | Engine Heated Oxygen Sensor Circuit - Voltage Above Normal or Shorted to High Source |
| 464 | 724 | 4 | None | None | Engine Heated Oxygen Sensor Circuit - Voltage Below Normal or Shorted to Low Source |
| 465 | 1188 | 3 | Amber | Warning | Turbocharger 1 Wastegate Control Circuit - Voltage Above Normal or Shorted to High Source |
| 466 | 1188 | 4 | Amber | Warning | Engine Turbocharger Wastegate Actuator 1 Position Circuit - Voltage Below Normal or Shorted to |
| 467 | 635 | 2 | Amber | Warning | Engine Timing Actuator Driver - Data Erratic, Intermittent, or Incorrect |
| 469 | 1662 | 2 | Amber | Warning | Vehicle Cab Temperature Thermostat - Data Erratic, Intermittent, or Incorrect |
| 471 | 98 | 1 | Maintenance | Maintenance | Engine Oil Level - Data Valid But Below Normal Operating Range - Least Severe Level |
| 472 | 1380 | 2 | Maintenance | Maintenance | Engine Oil Level Remote Reservoir - Data Erratic, Intermittent, or Incorrect |
| 473 | 1380 | 2 | Amber | Warning | Engine Oil Level Remote Reservoir - Data Erratic, Intermittent, or Incorrect |
| 474 | 1321 | 2 | Amber | Warning | Starter Solenoid Lockout Relay Driver - Data Erratic, Intermittent, or Incorrect |
| 475 | 1351 | 4 | Amber | Warning | Air Compressor Actuator Driver Circuit - Voltage Below Normal or Shorted to Low Source |
| 476 | 1351 | 3 | Amber | Warning | Air Compressor Actuator Driver Circuit - Voltage Above Normal or Shorted to High Source |
| 477 | 444 | 1 | Amber | Warning | Battery 2 Voltage - Data Valid But Below Normal Operating Range - Moderately Severe Level |
| 478 | 444 | 0 | Amber | Warning | Battery 2 Voltage - Data Valid But Above Normal Operating Range - Moderately Severe Level |
| 479 | 1318 | 2 | Amber | Warning | Exhaust Gas Temperature Bank Imbalance - Data Erratic, Intermittent, or Incorrect |
| 481 | 99 | 0 | None | None | Oil Filter Restriction High - Data Valid But Above Normal Operating Range - Moderately Severe Level |

# F2500C / F2500CS / F2500W / MF2500C / MF2500CS / MF2500CL /SD2500C / SD2500CS / SD2550C / SD2550CS / SD2500W / SD2500WS - Diesel Engine Failure-Codes chart

| Fault Code | SPN | FMI | Lamp Color | SPN Description | Cumins Description |
|---|---|---|---|---|---|
| 482 | 94 | 1 | None | None | Engine Fuel Delivery Pressure - Data Valid But Below Normal Operating Range - Moderately Severe |
| 483 | 1349 | 3 | Amber | Warning | Injector Metering Rail 2 Pressure Sensor Circuit - Voltage Above Normal or Shorted to High Source |
| 484 | 1349 | 4 | Amber | Warning | Injector Metering Rail 2 Pressure Sensor Circuit - Voltage Below Normal or Shorted to Low Source |
| 485 | 1349 | 0 | Amber | Warning | Injector Metering Rail 2 Pressure - Data Valid But Above Normal Operating Range - Moderately |
| 486 | 1349 | 1 | Amber | Warning | Injector Metering Rail 2 Pressure - Data Valid But Below Normal Operating Range - Moderately |
| 487 | 626 | 1 | Amber | Warning | Start Enable Device 1 Canister Empty (Ether Injection) - Data Valid But Below Normal Operating |
| 488 | 105 | 0 | Amber | Warning | Intake Manifold 1 Temperature - Data Valid But Above Normal Operating Range - Moderately Severe |
| 489 | 191 | 1 | Amber | Warning | Transmission Output Shaft Speed - Data Valid But Below Normal Operating Range - Moderately |
| 491 | 1189 | 3 | Amber | Warning | Engine Turbocharger Wastegate Actuator 2 Position Circuit - Voltage Above Normal or Shorted to |
| 492 | 1189 | 4 | Amber | Warning | Engine Turbocharger Wastegate Actuator 2 Position Circuit - Voltage Below Normal or Shorted to |
| 493 | 1076 | 13 | None | None | Fuel Injection Pump Calibration Trim Circuit - Out of Calibration |
| 494 | 108 | 1 | Amber | Warning | Barometric Air Pressure - Data Valid But Below Normal Operating Range - Moderately Severe Level |
| 495 | 108 | 1 | Red | Stop / Shutdown | Barometric Air Pressure - Data Valid But Below Normal Operating Range - Most Severe Level |
| 497 | 1377 | 2 | Amber | Warning | Multiple Unit Synchronization Switch - Data Erratic, Intermittent, or Incorrect |
| 498 | 98 | 3 | Amber | Warning | Engine Oil Level Sensor Circuit - Voltage Above Normal or Shorted to High Source |
| 499 | 98 | 4 | Amber | Warning | Engine Oil Level Sensor Circuit - Voltage Below Normal or Shorted to Low Source |

# F2500C / F2500CS / F2500W / MF2500C / MF2500CS / MF2500CL /SD2500C / SD2500CS / SD2550C / SD2550CS / SD2500W / SD2500WS
## - Diesel Engine Failure-Codes chart

| Fault Code | SPN | FMI | Lamp Color | SPN Description | Cumins Description |
|---|---|---|---|---|---|
| 511 | 633 | 4 | Red | Stop / Shutdown | Electronic Fuel Injection Control Valve Circuit - Voltage Below Normal or Shorted to Low Source |
| 512 | 51 | 3 | Amber | Warning | Throttle Position 1 Sensor Circuit - Voltage Above Normal or Shorted to High Source |
| 513 | 51 | 4 | Amber | Warning | Throttle Position 1 Sensor Circuit - Voltage Below Normal or Shorted to Low Source |
| 514 | 633 | 7 | Red | Stop / Shutdown | Electronic Fuel Injection Control Valve - Mechanical System Not Responding or Out of Adjustment |
| 515 | 3514 | 3 | Amber | Warning | Sensor Supply 6 Circuit - Voltage Above Normal or Shorted to High Source |
| 516 | 3514 | 4 | Amber | Warning | Sensor Supply 6 Circuit - Voltage Below Normal or Shorted to Low Source |
| 517 | 1076 | 12 | Amber | Warning | Fuel Metering Solenoid Driver - Bad Intelligent Device or Component |
| 518 | 520225 | 3 | Amber | Warning | Power Steering Fluid Temperature Sensor Circuit - Voltage Above Normal or Shorted to High Source |
| 519 | 520225 | 4 | Amber | Warning | Power Steering Fluid Temperature Sensor Circuit - Voltage Below Normal or Shorted to Low Source |
| 521 | 177 | 3 | Amber | Warning | Transmission Oil Temperature Sensor Circuit - Voltage Above Normal or Shorted to High Source |
| 522 | 177 | 4 | Amber | Warning | Transmission Oil Temperature Sensor Circuit - Voltage Below Normal or Shorted to Low Source |
| 523 | 611 | 2 | Amber | Warning | Auxiliary Intermediate (PTO) Speed Switch Validation - Data Erratic, Intermittent, or Incorrect |
| 524 | 113 | 2 | Amber | Warning | Auxiliary Alternate Droop Switch Validation - Data Erratic, Intermittent, or Incorrect |
| 525 | 629 | 3 | Red | Stop / Shutdown | Engine Control Module Not Calibrated - Voltage Above Normal or Shorted to High Source |
| 526 | 701 | 3 | Amber | Warning | Auxiliary Input/Output 1 Circuit - Voltage Above Normal or Shorted to High Source |
| 527 | 702 | 3 | Amber | Warning | Auxiliary Input/Output 2 Circuit - Voltage Above Normal or Shorted to High Source |

# F2500C / F2500CS / F2500W / MF2500C / MF2500CS / MF2500CL /SD2500C / SD2500CS / SD2550C / SD2550CS / SD2500W / SD2500WS
## - Diesel Engine Failure-Codes chart

| Fault Code | SPN | FMI | Lamp Color | SPN Description | Cumins Description |
|---|---|---|---|---|---|
| 528 | 93 | 2 | Amber | Warning | Auxiliary Alternate Torque Validation Switch - Data Erratic, Intermittent, or Incorrect |
| 529 | 703 | 3 | Amber | Warning | Auxiliary Input/Output 3 Circuit - Voltage Above Normal or Shorted to High Source |
| 531 | 717 | 3 | Amber | Warning | Autoshift High Gear Actuator Driver Circuit - Voltage Above Normal or Shorted to High Source |
| 532 | 717 | 4 | Amber | Warning | Autoshift High Gear Actuator Driver Circuit - Voltage Below Normal or Shorted to Low Source |
| 533 | 718 | 3 | Amber | Warning | Autoshift Low Gear Actuator Driver Circuit - Voltage Above Normal or Shorted to High Source |
| 534 | 718 | 4 | Amber | Warning | Autoshift Low Gear Actuator Driver Circuit - Voltage Below Normal or Shorted to Low Source |
| 535 | 174 | 2 | Amber | Warning | Engine Fuel Temperature - Data Erratic, Intermittent, or Incorrect |
| 536 | 718 | 11 | Amber | Warning | Autoshift Low Gear Actuator Driver - Root Cause Not Known |
| 537 | 717 | 11 | Amber | Warning | Autoshift High Gear Actuator Driver - Root Cause Not Known |
| 538 | 719 | 11 | Amber | Warning | Autoshift Neutral Gear Actuator Driver - Root Cause Not Known |
| 541 | 1663 | 11 | Amber | Warning | Starter Interlock Safety Circuit Incorrect Starting Conditions - Condition Exists |
| 542 | 1662 | 3 | Amber | Warning | Vehicle Cab Temperature Thermostat Enable Circuit - Voltage Above Normal or Shorted to High |
| 543 | 1662 | 4 | Amber | Warning | Vehicle Cab Thermostat Enable Circuit - Voltage Below Normal or Shorted to Low Source |
| 544 | 611 | 7 | Amber | Warning | Top 2 Auxiliary System Diagnostic Autoshift - Mechanical System Not Responding or Out of |
| 545 | 1188 | 7 | Amber | Warning | Engine Turbocharger Wastegate Actuator 1 Position - Mechanical System Not Responding or Out of |
| 546 | 94 | 3 | Amber | Warning | Fuel Delivery Pressure Sensor Circuit - Voltage Above Normal or Shorted to High Source |

# F2500C / F2500CS / F2500W / MF2500C / MF2500CS / MF2500CL /SD2500C / SD2500CS / SD2550C / SD2550CS / SD2500W / SD2500WS
## - Diesel Engine Failure-Codes chart

| Fault Code | SPN | FMI | Lamp Color | SPN Description | Cumins Description |
|---|---|---|---|---|---|
| 547 | 94 | 4 | Amber | Warning | Fuel Delivery Pressure Sensor Circuit - Voltage Below Normal or Shorted to Low Source |
| 548 | 156 | 3 | Amber | Warning | Injector Timing Rail 1 Fuel Pressure Sensor Circuit - Voltage Above Normal or Shorted to High |
| 549 | 156 | 4 | Amber | Warning | Injector Timing Rail 1 Fuel Pressure Sensor Circuit - Voltage Below Normal or Shorted to Low Source |
| 551 | 558 | 4 | Amber | Warning | Accelerator Pedal or Lever Idle Validation Switch Circuit - Voltage Below Normal or Shorted to Low |
| 553 | 157 | 0 | Amber | Warning | Injector Metering Rail 1 Pressure - Data Valid But Above Normal Operating Range - Moderately |
| 554 | 157 | 2 | Amber | Warning | Injector Metering Rail 1 Pressure - Data Erratic, Intermittent, or Incorrect |
| 555 | 101 | 0 | Amber | Warning | Crankcase Pressure - Data Valid But Above Normal Operating Range - Moderately Severe Level |
| 556 | 101 | 0 | Red | Stop / Shutdown | Crankcase Pressure - Data Valid But Above Normal Operating Range - Most Severe Level |
| 557 | 1244 | 3 | Red | Stop / Shutdown | Fuel Control Valve Solenoid Driver 2 Sensor Circuit - Voltage Above Normal or Shorted to High |
| 558 | 1244 | 4 | Amber | Warning | Engine Fuel Actuator 2 Control Valve Circuit - Voltage Below Normal or Shorted to Low Source |
| 559 | 157 | 1 | Amber | Warning | Injector Metering Rail 1 Pressure - Data Valid But Below Normal Operating Range - Moderately |
| 561 | 1352 | 0 | Red | Stop / Shutdown | Engine Cylinder 1 (A1) Knock - Data Valid But Above Normal Operating Range - Most Severe Level |
| 562 | 1353 | 0 | Red | Stop / Shutdown | Engine Cylinder 2 (B1) Knock - Data Valid But Above Normal Operating Range - Most Severe Level |
| 563 | 1354 | 0 | Red | Stop / Shutdown | Engine Cylinder 3 (A2) Knock - Data Valid But Above Normal Operating Range - Most Severe Level |
| 564 | 1355 | 0 | Red | Stop / Shutdown | Engine Cylinder 4 (B2) Knock - Data Valid But Above Normal Operating Range - Most Severe Level |
| 565 | 1356 | 0 | Red | Stop / Shutdown | Engine Cylinder 5 (A3) Knock - Data Valid But Above Normal Operating Range - Most Severe Level |

# F2500C / F2500CS / F2500W / MF2500C / MF2500CS / MF2500CL /SD2500C / SD2500CS / SD2550C / SD2550CS / SD2500W / SD2500WS
## - Diesel Engine Failure-Codes chart

| Fault Code | SPN | FMI | Lamp Color | SPN Description | Cumins Description |
|---|---|---|---|---|---|
| 566 | 1357 | 0 | Red | Stop / Shutdown | Engine Cylinder 6 (B3) Knock - Data Valid But Above Normal Operating Range - Most Severe Level |
| 567 | 1358 | 0 | Red | Stop / Shutdown | Engine Cylinder 7 (A4) Knock - Data Valid But Above Normal Operating Range - Most Severe Level |
| 568 | 1359 | 0 | Red | Stop / Shutdown | Engine Cylinder 8 (B4) Knock - Data Valid But Above Normal Operating Range - Most Severe Level |
| 569 | 1360 | 0 | Red | Stop / Shutdown | Engine Cylinder 9 (A5) Knock - Data Valid But Above Normal Operating Range - Most Severe Level |
| 571 | 1352 | 4 | Amber | Warning | Engine Cylinder 1 (A1) Knock - Voltage Below Normal or Shorted to Low Source |
| 572 | 1353 | 4 | Amber | Warning | Engine Cylinder 2 (B1) Knock - Voltage Below Normal or Shorted to Low Source |
| 573 | 1354 | 4 | Amber | Warning | Engine Cylinder 3 (A2) Knock Sensor Circuit - Voltage Below Normal or Shorted to Low Source |
| 574 | 1355 | 4 | Amber | Warning | Engine Cylinder 4 (B2) Knock Sensor Circuit - Voltage Below Normal or Shorted to Low Source |
| 575 | 1356 | 4 | Amber | Warning | Engine Cylinder 5 (A3) Knock - Voltage Below Normal or Shorted to Low Source |
| 576 | 1357 | 4 | Amber | Warning | Engine Cylinder 6 (B3) Knock Sensor Circuit - Voltage Below Normal or Shorted to Low Source |
| 577 | 1358 | 4 | Amber | Warning | Engine Cylinder 7 (A4) Knock Sensor Circuit - Voltage Below Normal or Shorted to Low Source |
| 578 | 1359 | 4 | Amber | Warning | Engine Cylinder 8 (B4) Knock Sensor Circuit - Voltage Below Normal or Shorted to Low Source |
| 579 | 1360 | 4 | Amber | Warning | Engine Cylinder 9 (A5) Knock Sensor Circuit - Voltage Below Normal or Shorted to Low Source |
| 581 | 1381 | 3 | Amber | Warning | Fuel Supply Pump Intake Pressure Sensor Circuit - Voltage Above Normal or Shorted to High Source |
| 582 | 1381 | 4 | Amber | Warning | Fuel Supply Pump Intake Pressure Sensor Circuit - Voltage Below Normal or Shorted to Low Source |
| 583 | 1381 | 1 | Amber | Warning | Fuel Supply Pump Intake Pressure - Data Valid But Below Normal Operating Range - Moderately |

# F2500C / F2500CS / F2500W / MF2500C / MF2500CS / MF2500CL /SD2500C / SD2500CS / SD2550C / SD2550CS / SD2500W / SD2500WS
## - Diesel Engine Failure-Codes chart

| Fault Code | SPN | FMI | Lamp Color | SPN Description | Cumins Description |
|---|---|---|---|---|---|
| 584 | 677 | 3 | Amber | Warning | Engine Starter Motor Relay Circuit - Voltage Above Normal or Shorted to High Source |
| 585 | 677 | 4 | Amber | Warning | Engine Starter Motor Relay Circuit - Voltage Below Normal or Shorted to Low Source |
| 586 | 158 | 3 | Red | Stop / Shutdown | Keyswitch Circuit - Voltage Above Normal or Shorted to High Source |
| 587 | 158 | 4 | Red | Stop / Shutdown | Keyswitch Circuit - Voltage Below Normal or Shorted to Low Source |
| 588 | 1660 | 3 | Amber | Warning | Engine Automatic Start Alarm Circuit - Voltage Above Normal or Shorted to High Source |
| 589 | 1660 | 4 | Amber | Warning | Engine Automatic Start Alarm Circuit - Voltage Below Normal or Shorted to Low Source |
| 591 | 648 | 3 | Amber | Warning | Exhaust Back Pressure Sensor Circuit - Voltage Above Normal or Shorted to High Source |
| 592 | 648 | 4 | Amber | Warning | Exhaust Back Pressure Sensor Circuit - Voltage Below Normal or Shorted to Low Source |
| 593 | 103 | 3 | Amber | Warning | Turbocharger Speed Sensor Circuit - Voltage Above Normal or Shorted to High Source |
| 594 | 103 | 4 | Amber | Warning | Turbocharger Speed Sensor Circuit - Voltage Below Normal or Shorted to Low Source |
| 595 | 103 | 0 | Amber | Warning | Turbocharger 1 Speed - Data Valid But Above Normal Operating Range - Moderately Severe Level |
| 596 | 167 | 0 | Amber | Warning | Electrical Charging System Voltage - Data Valid But Above Normal Operating Range - Moderately |
| 597 | 167 | 1 | Amber | Warning | Electrical Charging System Voltage - Data Valid But Below Normal Operating Range - Moderately |
| 598 | 167 | 1 | Red | Stop / Shutdown | Electrical Charging System Voltage - Data Valid But Below Normal Operating Range - Most Severe |
| 599 | 640 | 14 | Red | Stop / Shutdown | Auxiliary Commanded Dual Output Shutdown - Special Instructions |
| 611 | 1383 | 11 | None | None | Engine Shut Down Hot - Condition Exists |

# F2500C / F2500CS / F2500W / MF2500C / MF2500CS / MF2500CL /SD2500C / SD2500CS / SD2550C / SD2550CS / SD2500W / SD2500WS
## - Diesel Engine Failure-Codes chart

| Fault Code | SPN | FMI | Lamp Color | SPN Description | Cumins Description |
|---|---|---|---|---|---|
| 612 | 99 | 1 | Red | Stop / Shutdown | Engine Oil Filter Differential Pressure - Data Valid But Below Normal Operating Range - Most Severe |
| 613 | 1322 | 1 | Red | Stop / Shutdown | Engine Misfire for Multiple Cylinders - Data Valid But Below Normal Operating Range - Most Severe |
| 614 | 520264 | 1 | Amber | Warning | Excessive Operation at Low Coolant Temperature - Data Valid But Below Normal Operating Range - |
| 615 | 611 | 11 | Amber | Warning | Non Zero Engine Speed at Power Up - Root Cause Not Known |
| 616 | 1173 | 0 | Amber | Warning | Turbocharger 2 Compressor Intake Temperature - Data Valid But Above Normal Operating Range - |
| 617 | 1172 | 0 | Amber | Warning | Turbocharger 1 Compressor Intake Temperature - Data Valid But Above Normal Operating Range - |
| 618 | 1176 | 0 | Amber | Warning | Turbocharger 1 Compressor Intake Pressure - Data Valid But Above Normal Operating Range - |
| 619 | 1177 | 0 | Amber | Warning | Turbocharger 2 Compressor Intake Pressure - Data Valid But Above Normal Operating Range - |
| 621 | 1323 | 1 | Maintenance | Maintenance | Exhaust Gas Temperature Deviation Low for Cylinder 1 - Data Valid But Below Normal Operating |
| 622 | 1325 | 1 | Maintenance | Maintenance | Exhaust Gas Temperature Deviation Low for Cylinder 3 - Data Valid But Below Normal Operating |
| 623 | 1327 | 1 | Maintenance | Maintenance | Exhaust Gas Temperature Deviation Low for Cylinder 5 - Data Valid But Below Normal Operating |
| 624 | 1329 | 1 | Maintenance | Maintenance | Exhaust Gas Temperature Deviation Low for Cylinder 7 - Data Valid But Below Normal Operating |
| 625 | 1331 | 1 | Maintenance | Maintenance | Exhaust Gas Temperature Deviation Low for Cylinder 9 - Data Valid But Below Normal Operating |
| 626 | 1333 | 1 | Maintenance | Maintenance | Exhaust Gas Temperature Deviation Low for Cylinder 11 - Data Valid But Below Normal Operating |
| 627 | 1335 | 1 | Maintenance | Maintenance | Exhaust Gas Temperature Deviation Low for Cylinder 13 - Data Valid But Below Normal Operating |
| 628 | 1337 | 1 | Maintenance | Maintenance | Exhaust Gas Temperature Deviation Low for Cylinder 15 - Data Valid But Below Normal Operating |

# F2500C / F2500CS / F2500W / MF2500C / MF2500CS / MF2500CL /SD2500C / SD2500CS / SD2550C / SD2550CS / SD2500W / SD2500WS
## - Diesel Engine Failure-Codes chart

| Fault Code | SPN | FMI | Lamp Color | SPN Description | Cumins Description |
|---|---|---|---|---|---|
| 629 | 1176 | 1 | Amber | Warning | Turbocharger 1 Compressor Intake Pressure - Data Valid But Below Normal Operating Range - |
| 631 | 1324 | 1 | Maintenance | Maintenance | Exhaust Gas Temperature Deviation Low for Cylinder 2 - Data Valid But Below Normal Operating |
| 632 | 1326 | 1 | Maintenance | Maintenance | Exhaust Gas Temperature Deviation Low for Cylinder 4 - Data Valid But Below Normal Operating |
| 633 | 1328 | 1 | Maintenance | Maintenance | Exhaust Gas Temperature Deviation Low for Cylinder 6 - Data Valid But Below Normal Operating |
| 634 | 1330 | 1 | Maintenance | Maintenance | Exhaust Gas Temperature Deviation Low for Cylinder 8 - Data Valid But Below Normal Operating |
| 635 | 1332 | 1 | Maintenance | Maintenance | Exhaust Gas Temperature Deviation Low for Cylinder 10 - Data Valid But Below Normal Operating |
| 636 | 1334 | 1 | Maintenance | Maintenance | Exhaust Gas Temperature Deviation Low for Cylinder 12 - Data Valid But Below Normal Operating |
| 637 | 1336 | 1 | Maintenance | Maintenance | Exhaust Gas Temperature Deviation Low for Cylinder 14 - Data Valid But Below Normal Operating |
| 638 | 1338 | 1 | Maintenance | Maintenance | Exhaust Gas Temperature Deviation Low for Cylinder 16 - Data Valid But Below Normal Operating |
| 639 | 1177 | 1 | Amber | Warning | Turbocharger 2 Compressor Intake Pressure - Data Valid But Below Normal Operating Range - |
| 641 | 1137 | 0 | Red | Stop / Shutdown | Exhaust Gas Temperature Cylinder 1 (A1) - Data Valid But Above Normal Operating Range - Most |
| 642 | 1139 | 0 | Red | Stop / Shutdown | Exhaust Gas Temperature Cylinder 3 (A2) - Data Valid But Above Normal Operating Range - Most |
| 643 | 1141 | 0 | Red | Stop / Shutdown | Exhaust Gas Temperature Cylinder 5 (A3) - Data Valid But Above Normal Operating Range - Most |
| 644 | 1143 | 0 | Red | Stop / Shutdown | Exhaust Gas Temperature Cylinder 7 (A4) - Data Valid But Above Normal Operating Range - Most |
| 645 | 1145 | 0 | Red | Stop / Shutdown | Exhaust Gas Temperature Cylinder 9 (A5) - Data Valid But Above Normal Operating Range - Most |
| 646 | 1147 | 0 | Red | Stop / Shutdown | Exhaust Gas Temperature Cylinder 11 (A6) - Data Valid But Above Normal Operating Range - Most |

# F2500C / F2500CS / F2500W / MF2500C / MF2500CS / MF2500CL /SD2500C / SD2500CS / SD2550C / SD2550CS / SD2500W / SD2500WS
## - Diesel Engine Failure-Codes chart

| Fault Code | SPN | FMI | Lamp Color | SPN Description | Cumins Description |
|---|---|---|---|---|---|
| 647 | 1149 | 0 | Red | Stop / Shutdown | Exhaust Gas Temperature Cylinder 13 (A7) - Data Valid But Above Normal Operating Range - Most |
| 648 | 1151 | 0 | Red | Stop / Shutdown | Exhaust Gas Temperature Cylinder 15 (A8) - Data Valid But Above Normal Operating Range - Most |
| 649 | 1378 | 11 | Maintenance | Maintenance | Engine Oil Change Interval - Condition Exists |
| 651 | 1153 | 0 | Red | Stop / Shutdown | Exhaust Gas Temperature Cylinder 17 (A9) - Data Valid But Above Normal Operating Range - Most |
| 652 | 1138 | 0 | Red | Stop / Shutdown | Exhaust Gas Temperature Cylinder 2 (B1) - Data Valid But Above Normal Operating Range - Most |
| 653 | 1140 | 0 | Red | Stop / Shutdown | Exhaust Gas Temperature Cylinder 4 (B2) - Data Valid But Above Normal Operating Range - Most |
| 654 | 1142 | 0 | Red | Stop / Shutdown | Exhaust Gas Temperature Cylinder 6 (B3) - Data Valid But Above Normal Operating Range - Most |
| 655 | 1144 | 0 | Red | Stop / Shutdown | Exhaust Gas Temperature Cylinder 8 (B4) - Data Valid But Above Normal Operating Range - Most |
| 656 | 1146 | 0 | Red | Stop / Shutdown | Exhaust Gas Temperature Cylinder 10 (B5) - Data Valid But Above Normal Operating Range - Most |
| 657 | 1148 | 0 | Red | Stop / Shutdown | Exhaust Gas Temperature Cylinder 12 (B6) - Data Valid But Above Normal Operating Range - Most |
| 658 | 1150 | 0 | Red | Stop / Shutdown | Exhaust Gas Temperature Cylinder 14 (B7) - Data Valid But Above Normal Operating Range - Most |
| 659 | 1382 | 11 | Maintenance | Maintenance | Fuel Filter (Suction Side) Differential Pressure Change Fuel Filter - Condition Exists |
| 661 | 1323 | 0 | Amber | Warning | Exhaust Gas Temperature Deviation High for Cylinder 1 - Data Valid But Above Normal Operating |
| 662 | 1325 | 0 | Amber | Warning | Exhaust Gas Temperature Deviation High for Cylinder 3 - Data Valid But Above Normal Operating |
| 663 | 1327 | 0 | Amber | Warning | Exhaust Gas Temperature Deviation High for Cylinder 5 - Data Valid But Above Normal Operating |
| 664 | 1329 | 0 | Amber | Warning | Exhaust Gas Temperature Deviation High for Cylinder 7 - Data Valid But Above Normal Operating |

# F2500C / F2500CS / F2500W / MF2500C / MF2500CS / MF2500CL /SD2500C / SD2500CS / SD2550C / SD2550CS / SD2500W / SD2500WS
## - Diesel Engine Failure-Codes chart

| Fault Code | SPN | FMI | Lamp Color | SPN Description | Cumins Description |
|---|---|---|---|---|---|
| 665 | 1331 | 0 | Amber | Warning | Exhaust Gas Temperature Deviation High for Cylinder 9 - Data Valid But Above Normal Operating |
| 666 | 1333 | 0 | Amber | Warning | Exhaust Gas Temperature Deviation High for Cylinder 11 - Data Valid But Above Normal Operating |
| 667 | 1335 | 0 | Amber | Warning | Exhaust Gas Temperature Deviation High for Cylinder 13 - Data Valid But Above Normal Operating |
| 668 | 1337 | 0 | Amber | Warning | Exhaust Gas Temperature Deviation High for Cylinder 15 - Data Valid But Above Normal Operating |
| 669 | 520261 | 11 | Maintenance | Maintenance | Change Coolant Filter - Condition Exists |
| 671 | 1137 | 4 | Maintenance | Maintenance | Exhaust Gas Temperature Sensor Circuit Cylinder 1 (A1) - Voltage Below Normal or Shorted to Low |
| 672 | 1139 | 4 | Maintenance | Maintenance | Exhaust Gas Temperature Sensor Circuit Cylinder 3 (A2) - Voltage Below Normal or Shorted to Low |
| 673 | 1141 | 4 | Maintenance | Maintenance | Exhaust Gas Temperature Sensor Circuit Cylinder 5 (A3) - Voltage Below Normal or Shorted to Low |
| 674 | 1143 | 4 | Maintenance | Maintenance | Exhaust Gas Temperature Sensor Circuit Cylinder 7 (A4) - Voltage Below Normal or Shorted to Low |
| 675 | 1145 | 4 | Maintenance | Maintenance | Exhaust Gas Temperature Sensor Circuit Cylinder 9 (A5) - Voltage Below Normal or Shorted to Low |
| 676 | 1147 | 4 | Maintenance | Maintenance | Exhaust Gas Temperature Sensor Circuit Cylinder 11 (A6) - Voltage Below Normal or Shorted to Low |
| 677 | 1149 | 4 | Maintenance | Maintenance | Exhaust Gas Temperature Sensor Circuit Cylinder 13 (A7) - Voltage Below Normal or Shorted to Low |
| 678 | 1151 | 4 | Maintenance | Maintenance | Exhaust Gas Temperature Sensor Circuit Cylinder 15 (A8) - Voltage Below Normal or Shorted to Low |
| 679 | 520262 | 11 | Maintenance | Maintenance | Change Coolant - Condition Exists |
| 681 | 1169 | 3 | Amber | Warning | Turbocharger 2 Speed Sensor Circuit - Voltage Above Normal or Shorted to High Source |
| 682 | 1169 | 4 | Amber | Warning | Turbocharger 2 Speed Sensor Circuit - Voltage Below Normal or Shorted to Low Source |

# F2500C / F2500CS / F2500W / MF2500C / MF2500CS / MF2500CL /SD2500C / SD2500CS / SD2550C / SD2550CS / SD2500W / SD2500WS
## - Diesel Engine Failure-Codes chart

| Fault Code | SPN | FMI | Lamp Color | SPN Description | Cumins Description |
|---|---|---|---|---|---|
| 683 | 1169 | 0 | Amber | Warning | Turbocharger 2 Speed - Data Valid But Above Normal Operating Range - Moderately Severe Level |
| 684 | 1169 | 1 | Amber | Warning | Turbocharger 2 Speed - Data Valid But Below Normal Operating Range - Moderately Severe Level |
| 685 | 1169 | 2 | Amber | Warning | Turbocharger 2 Speed Sensor - Data Erratic, Intermittent, or Incorrect |
| 686 | 103 | 2 | Amber | Warning | Turbocharger 1 Speed - Data Erratic, Intermittent, or Incorrect |
| 687 | 103 | 1 | Amber | Warning | Turbocharger 1 Speed - Data Valid But Below Normal Operating Range - Moderately Severe Level |
| 688 | 98 | 0 | Red | Stop / Shutdown | Engine Oil Level - Data Valid But Above Normal Operating Range - Most Severe Level |
| 689 | 190 | 2 | Amber | Warning | Engine Crankshaft Speed/Position - Data Erratic, Intermittent, or Incorrect |
| 691 | 1172 | 3 | Amber | Warning | Turbocharger 1 Compressor Intake Temperature Circuit - Voltage Above Normal or Shorted to High |
| 692 | 1172 | 4 | Amber | Warning | Turbocharger 1 Compressor Intake Temperature Circuit - Voltage Below Normal or Shorted to Low |
| 693 | 1172 | 2 | Amber | Warning | Turbocharger 1 Compressor Intake Temperature - Data Erratic, Intermittent, or Incorrect |
| 694 | 1173 | 3 | Amber | Warning | Turbocharger 2 Compressor Intake Temperature Circuit - Voltage Above Normal or Shorted to High |
| 695 | 1173 | 4 | Amber | Warning | Turbocharger 2 Compressor Intake Temperature Circuit - Voltage Below Normal or Shorted to Low |
| 696 | 1173 | 2 | Amber | Warning | Turbocharger 2 Compressor Intake Temperature - Data Erratic, Intermittent, or Incorrect |
| 697 | 1136 | 3 | Amber | Warning | Engine ECU Temperature Sensor Circuit - Voltage Above Normal or Shorted to High Source |
| 698 | 1136 | 4 | Amber | Warning | Engine ECU Temperature Sensor Circuit - Voltage Below Normal or Shorted to Low Source |
| 699 | 1136 | 2 | Amber | Warning | Engine ECU Temperature - Data Erratic, Intermittent, or Incorrect |

# F2500C / F2500CS / F2500W / MF2500C / MF2500CS / MF2500CL /SD2500C / SD2500CS / SD2550C / SD2550CS / SD2500W / SD2500WS
## - Diesel Engine Failure-Codes chart

| Fault Code | SPN | FMI | Lamp Color | SPN Description | Cumins Description |
|---|---|---|---|---|---|
| 711 | 1324 | 0 | Amber | Warning | Exhaust Gas Temperature Deviation High for Cylinder 2 - Data Valid But Above Normal Operating |
| 712 | 1326 | 0 | Amber | Warning | Exhaust Gas Temperature Deviation High for Cylinder 4 - Data Valid But Above Normal Operating |
| 713 | 1328 | 0 | Amber | Warning | Exhaust Gas Temperature Deviation High for Cylinder 6 - Data Valid But Above Normal Operating |
| 714 | 1330 | 0 | Amber | Warning | Exhaust Gas Temperature Deviation High for Cylinder 8 - Data Valid But Above Normal Operating |
| 715 | 1332 | 0 | Amber | Warning | Exhaust Gas Temperature Deviation High for Cylinder 10 - Data Valid But Above Normal Operating |
| 716 | 1334 | 0 | Amber | Warning | Exhaust Gas Temperature Deviation High for Cylinder 12 - Data Valid But Above Normal Operating |
| 717 | 1336 | 0 | Amber | Warning | Exhaust Gas Temperature Deviation High for Cylinder 14 - Data Valid But Above Normal Operating |
| 718 | 1338 | 0 | Amber | Warning | Exhaust Gas Temperature Deviation High for Cylinder 16 - Data Valid But Above Normal Operating |
| 719 | 22 | 3 | Amber | Warning | Extended Crankcase Blow-by Pressure Circuit - Voltage Above Normal or Shorted to High Source |
| 721 | 1138 | 4 | Maintenance | Maintenance | Exhaust Gas Temperature Sensor Circuit Cylinder 2 (B1) - Voltage Below Normal or Shorted to Low |
| 722 | 1140 | 4 | Maintenance | Maintenance | Exhaust Gas Temperature Sensor Circuit Cylinder 4 (B2) - Voltage Below Normal or Shorted to Low |
| 723 | 1142 | 4 | Maintenance | Maintenance | Exhaust Gas Temperature Sensor Circuit Cylinder 6 (B3) - Voltage Below Normal or Shorted to Low |
| 724 | 1144 | 4 | Maintenance | Maintenance | Exhaust Gas Temperature Sensor Circuit Cylinder 8 (B4) - Voltage Below Normal or Shorted to Low |
| 725 | 1146 | 4 | Maintenance | Maintenance | Exhaust Gas Temperature Sensor Circuit Cylinder 10 (B5) - Voltage Below Normal or Shorted to Low |
| 726 | 1148 | 4 | Maintenance | Maintenance | Exhaust Gas Temperature Sensor Circuit Cylinder 12 (B6) - Voltage Below Normal or Shorted to Low |
| 727 | 1150 | 4 | Maintenance | Maintenance | Exhaust Gas Temperature Sensor Circuit Cylinder 14 (B7) - Voltage Below Normal or Shorted to Low |

# F2500C / F2500CS / F2500W / MF2500C / MF2500CS / MF2500CL /SD2500C / SD2500CS / SD2550C / SD2550CS / SD2500W / SD2500WS
## - Diesel Engine Failure-Codes chart

| Fault Code | SPN | FMI | Lamp Color | SPN Description | Cumins Description |
|---|---|---|---|---|---|
| 728 | 1152 | 4 | Maintenance | Maintenance | Exhaust Gas Temperature Sensor Circuit Cylinder 16 (B8) - Voltage Below Normal or Shorted to Low |
| 729 | 22 | 4 | Amber | Warning | Extended Crankcase Blow-by Pressure Circuit - Voltage Below Normal or Shorted to Low Source |
| 731 | 723 | 7 | Amber | Warning | Engine Speed/Position Camshaft and Crankshaft Misalignment - Mechanical System Not |
| 732 | 1170 | 0 | Amber | Warning | Turbocharger 3 Speed - Data Valid But Above Normal Operating Range - Most Severe Level |
| 733 | 1170 | 1 | Amber | Warning | Turbocharger 3 Speed - Data Valid But Below Normal Operating Range - Moderately Severe Level |
| 734 | 1171 | 0 | Amber | Warning | Turbocharger 4 Speed - Data Valid But Above Normal Operating Range - Most Severe Level |
| 735 | 1171 | 1 | Amber | Warning | Turbocharger 4 Speed - Data Valid But Below Normal Operating Range - Moderately Severe Level |
| 736 | 82 | 4 | Amber | Warning | Air Start Pressure Sensor Circuit - Voltage Below Normal or Shorted to Low Source |
| 737 | 82 | 3 | Amber | Warning | Air Start Pressure Sensor Circuit - Voltage Above Normal or Shorted to High Source |
| 738 | 82 | 1 | Amber | Warning | Air Start Pressure - Data Valid But Below Normal Operating Range - Moderately Severe Level |
| 739 | 611 | 4 | Amber | Warning | Blowby Sensor Circuit - Voltage Below Normal or Shorted to Low Source |
| 741 | 1176 | 3 | Amber | Warning | Turbocharger 1 Compressor Intake Pressure Circuit - Voltage Above Normal or Shorted to High |
| 742 | 1176 | 4 | Amber | Warning | Turbocharger 1 Compressor Intake Pressure Circuit - Voltage Below Normal or Shorted to Low |
| 743 | 1176 | 2 | Amber | Warning | Turbocharger 1 Compressor Intake Pressure - Data Erratic, Intermittent, or Incorrect |
| 744 | 1177 | 3 | Amber | Warning | Turbocharger 2 Compressor Intake Pressure Circuit - Voltage Above Normal or Shorted to High |
| 745 | 1177 | 4 | Amber | Warning | Turbocharger 2 Compressor Intake Pressure Circuit - Voltage Below Normal or Shorted to Low |

# F2500C / F2500CS / F2500W / MF2500C / MF2500CS / MF2500CL /SD2500C / SD2500CS / SD2550C / SD2550CS / SD2500W / SD2500WS
# - Diesel Engine Failure-Codes chart

| Fault Code | SPN | FMI | Lamp Color | SPN Description | Cumins Description |
|---|---|---|---|---|---|
| 746 | 1177 | 2 | Amber | Warning | Turbocharger 2 Compressor Intake Pressure - Data Erratic, Intermittent, or Incorrect |
| 747 | 1557 | 0 | Maintenance | Maintenance | Engine Control Module Trend Data Memory is 90% Full - Data Valid But Above Normal Operating |
| 748 | 1557 | 0 | Maintenance | Maintenance | Engine Control Module Trend Data Memory is Full - Data Valid But Above Normal Operating Range - |
| 749 | 2802 | 0 | Maintenance | Maintenance | Engine Control Module Fault Code Datalog is 90% Full - Data Valid But Above Normal Operating |
| 751 | 1241 | 2 | Amber | Warning | Gas Mass Flow 1 - Data Erratic, Intermittent, or Incorrect |
| 752 | 724 | 2 | Amber | Warning | Heated Oxygen Sensor - Data Erratic, Intermittent, or Incorrect |
| 753 | 723 | 10 | None | None | Engine Camshaft Speed/Position Sensor - Abnormal Rate of Change |
| 754 | 2802 | 0 | Maintenance | Maintenance | Engine Control Module Fault Code Snapshot Datalog is Full - Data Valid But Above Normal |
| 755 | 157 | 7 | Amber | Warning | Injector Metering Rail 1 Pressure - Mechanical System Not Responding or Out of Adjustment |
| 756 | 520263 | 11 | Maintenance | Maintenance | Lubricating Oil Filters Require Changing - Condition Exists |
| 757 | 2802 | 11 | Amber | Warning | Engine Control Module Data Lost - Condition Exists |
| 758 | 1349 | 7 | Amber | Warning | Injector Metering Rail 2 Pressure - Mechanical System Not Responding or Out of Adjustment |
| 759 | 187 | 3 | Amber | Warning | Variable PTO Sensor Circuit - Voltage Above Normal or Shorted to High Source |
| 761 | 187 | 4 | Amber | Warning | Variable PTO Sensor Circuit - Voltage Below Normal or Shorted to Low Source |
| 762 | 520226 | 0 | Amber | Warning | Real Time Clock Backup Battery Voltage - Data Valid But Above Normal Operating Range - |
| 763 | 520226 | 1 | Amber | Warning | Real Time Clock Backup Battery Voltage - Data Valid But Below Normal Operating Range - |

# F2500C / F2500CS / F2500W / MF2500C / MF2500CS / MF2500CL /SD2500C / SD2500CS / SD2550C / SD2550CS / SD2500W / SD2500WS
## - Diesel Engine Failure-Codes chart

| Fault Code | SPN | FMI | Lamp Color | SPN Description | Cumins Description |
|---|---|---|---|---|---|
| 764 | 84 | 12 | Amber | Warning | Wheel-Based Vehicle Speed Sensor - Bad Intelligent Device or Component |
| 765 | 1659 | 7 | Amber | Warning | Coolant System Thermostat - Mechanical System Not Responding or Out of Adjustment |
| 766 | 1663 | 3 | Amber | Warning | Starter Interlock Safety Circuit - Voltage Above Normal or Shorted to High Source |
| 767 | 1663 | 4 | Amber | Warning | Starter Interlock Safety Circuit - Voltage Below Normal or Shorted to Low Source |
| 768 | 923 | 11 | Amber | Warning | PWM Output Device Driver - Root Cause Not Known |
| 769 | 597 | 3 | Amber | Warning | Brake Switch Circuit - Voltage Above Normal or Shorted to High Source |
| 771 | 597 | 4 | Amber | Warning | Brake Switch Circuit - Voltage Below Normal or Shorted to Low Source |
| 772 | 1657 | 11 | Amber | Warning | Injector Needle Lift Sensor 1 - Root Cause Not Known |
| 773 | 1658 | 11 | Amber | Warning | Injector Needle Lift Sensor 2 - Root Cause Not Known |
| 774 | 46 | 5 | Amber | Warning | Vehicle Wet Tank Supply Pressure Circuit - Current Below Normal or Open Circuit |
| 775 | 46 | 1 | Maintenance | Maintenance | Vehicle Wet Tank Supply Pressure - Data Valid But Below Normal Operating Range - Least Severe |
| 776 | 46 | 1 | Amber | Warning | Vehicle Wet Tank Supply Pressure - Data Valid But Below Normal Operating Range - Moderately |
| 777 | 1180 | 0 | Amber | Warning | Turbocharger 1 Turbine Intake Temperature - Data Valid But Above Normal Operating Range - |
| 778 | 723 | 2 | Amber | Warning | Engine Camshaft Speed/Position Sensor - Data Erratic, Intermittent, or Incorrect |
| 779 | 703 | 11 | Amber | Warning | Auxiliary Equipment Sensor Input 3 - Root Cause Not Known |
| 781 | 1231 | 9 | Amber | Warning | SAE J1939 Data Link 2 Engine Network - Abnormal Update Rate |

# F2500C / F2500CS / F2500W / MF2500C / MF2500CS / MF2500CL /SD2500C / SD2500CS / SD2550C / SD2550CS / SD2500W / SD2500WS
## - Diesel Engine Failure-Codes chart

| Fault Code | SPN | FMI | Lamp Color | SPN Description | Cumins Description |
|---|---|---|---|---|---|
| 782 | 1231 | 11 | Amber | Warning | SAE J1939 Data Link 2 Engine Network No Data Received - Condition Exists |
| 783 | 105 | 10 | Red | Stop / Shutdown | Intake Manifold 1 Temperature - Abnormal Rate of Change |
| 784 | 1590 | 2 | None | None | Adaptive Cruise Control Mode - Data Erratic, Intermittent, or Incorrect |
| 811 | 1268 | 4 | Amber | Warning | Ignition Coil Cylinder 1 - Voltage Below Normal or Shorted to Low Source |
| 812 | 1269 | 4 | Amber | Warning | Ignition Coil Cylinder 2 - Voltage Below Normal or Shorted to Low Source |
| 813 | 1270 | 4 | Amber | Warning | Ignition Coil Cylinder 3 - Voltage Below Normal or Shorted to Low Source |
| 814 | 1271 | 4 | Amber | Warning | Ignition Coil Cylinder 4 - Voltage Below Normal or Shorted to Low Source |
| 815 | 1272 | 4 | Amber | Warning | Ignition Coil Cylinder 5 - Voltage Below Normal or Shorted to Low Source |
| 816 | 1273 | 4 | Amber | Warning | Ignition Coil Cylinder 6 - Voltage Below Normal or Shorted to Low Source |
| 817 | 1274 | 4 | Amber | Warning | Ignition Coil Cylinder 7 - Voltage Below Normal or Shorted to Low Source |
| 818 | 1275 | 4 | Amber | Warning | Ignition Coil Cylinder 8 - Voltage Below Normal or Shorted to Low Source |
| 819 | 1276 | 4 | Amber | Warning | Ignition Coil Cylinder 9 - Voltage Below Normal or Shorted to Low Source |
| 821 | 1277 | 4 | Amber | Warning | Ignition Coil Cylinder 10 - Voltage Below Normal or Shorted to Low Source |
| 822 | 1278 | 4 | Amber | Warning | Ignition Coil Cylinder 11 - Voltage Below Normal or Shorted to Low Source |
| 823 | 1279 | 4 | Amber | Warning | Ignition Coil Cylinder 12 - Voltage Below Normal or Shorted to Low Source |
| 824 | 1280 | 4 | Amber | Warning | Ignition Coil Cylinder 13 - Voltage Below Normal or Shorted to Low Source |

# F2500C / F2500CS / F2500W / MF2500C / MF2500CS / MF2500CL /SD2500C / SD2500CS / SD2550C / SD2550CS / SD2500W / SD2500WS
## - Diesel Engine Failure-Codes chart

| Fault Code | SPN | FMI | Lamp Color | SPN Description | Cumins Description |
|---|---|---|---|---|---|
| 825 | 1281 | 4 | Amber | Warning | Ignition Coil Cylinder 14 - Voltage Below Normal or Shorted to Low Source |
| 826 | 1282 | 4 | Amber | Warning | Ignition Coil Cylinder 15 - Voltage Below Normal or Shorted to Low Source |
| 827 | 1283 | 4 | Amber | Warning | Ignition Coil Cylinder 16 - Voltage Below Normal or Shorted to Low Source |
| 828 | 1284 | 4 | Amber | Warning | Ignition Coil Cylinder 17 - Voltage Below Normal or Shorted to Low Source |
| 829 | 1285 | 4 | Amber | Warning | Ignition Coil Cylinder 18 - Voltage Below Normal or Shorted to Low Source |
| 831 | 1294 | 4 | Amber | Warning | Spark Plug Cylinder 1 (A1) - Voltage Below Normal or Shorted to Low Source |
| 832 | 1295 | 4 | Amber | Warning | Spark Plug Cylinder 2 (B1) - Voltage Below Normal or Shorted to Low Source |
| 833 | 1296 | 4 | Amber | Warning | Spark Plug Cylinder 3 (A2) - Voltage Below Normal or Shorted to Low Source |
| 834 | 1297 | 4 | Amber | Warning | Spark Plug Cylinder 4 (B2) - Voltage Below Normal or Shorted to Low Source |
| 835 | 1298 | 4 | Amber | Warning | Spark Plug Cylinder 5 (A3) - Voltage Below Normal or Shorted to Low Source |
| 836 | 1299 | 4 | Amber | Warning | Spark Plug Cylinder 6 (B3) - Voltage Below Normal or Shorted to Low Source |
| 837 | 1300 | 4 | Amber | Warning | Spark Plug Cylinder 7 (A4) - Voltage Below Normal or Shorted to Low Source |
| 838 | 1301 | 4 | Amber | Warning | Spark Plug Cylinder 8 (B4) - Voltage Below Normal or Shorted to Low Source |
| 839 | 1302 | 4 | Amber | Warning | Spark Plug Cylinder 9 (A5) - Voltage Below Normal or Shorted to Low Source |
| 841 | 1303 | 4 | Amber | Warning | Spark Plug Cylinder 10 (B5) - Voltage Below Normal or Shorted to Low Source |
| 842 | 1304 | 4 | Amber | Warning | Spark Plug Cylinder 11 (A6) - Voltage Below Normal or Shorted to Low Source |

# F2500C / F2500CS / F2500W / MF2500C / MF2500CS / MF2500CL /SD2500C / SD2500CS / SD2550C / SD2550CS / SD2500W / SD2500WS
## - Diesel Engine Failure-Codes chart

| Fault Code | SPN | FMI | Lamp Color | SPN Description | Cumins Description |
|---|---|---|---|---|---|
| 843 | 1305 | 4 | Amber | Warning | Spark Plug Cylinder 12 (B6) - Voltage Below Normal or Shorted to Low Source |
| 844 | 1306 | 4 | Amber | Warning | Spark Plug Cylinder 13 (A7) - Voltage Below Normal or Shorted to Low Source |
| 845 | 1307 | 4 | Amber | Warning | Spark Plug Cylinder 14 (B7) - Voltage Below Normal or Shorted to Low Source |
| 846 | 1308 | 4 | Amber | Warning | Spark Plug Cylinder 15 (A8) - Voltage Below Normal or Shorted to Low Source |
| 847 | 1309 | 4 | Amber | Warning | Spark Plug Cylinder 16 (B8) - Voltage Below Normal or Shorted to Low Source |
| 848 | 1310 | 4 | Amber | Warning | Spark Plug Cylinder 17 (A9) - Voltage Below Normal or Shorted to Low Source |
| 849 | 1311 | 4 | Amber | Warning | Spark Plug Cylinder 18 (B9) - Voltage Below Normal or Shorted to Low Source |
| 851 | 1294 | 0 | Maintenance | Maintenance | Spark Plug Prognostic Cylinder 1 (A1) - Data Valid But Above Normal Operating Range - Least |
| 852 | 1295 | 0 | Maintenance | Maintenance | Spark Plug Prognostic Cylinder 2 (B1) - Data Valid But Above Normal Operating Range - Least |
| 853 | 1296 | 0 | Maintenance | Maintenance | Spark Plug Prognostic Cylinder 3 (A2) - Data Valid But Above Normal Operating Range - Least |
| 854 | 1297 | 0 | Maintenance | Maintenance | Spark Plug Prognostic Cylinder 4 (B2) - Data Valid But Above Normal Operating Range - Least |
| 855 | 1298 | 0 | Maintenance | Maintenance | Spark Plug Prognostic Cylinder 5 (A3) - Data Valid But Above Normal Operating Range - Least |
| 856 | 1299 | 0 | Maintenance | Maintenance | Spark Plug Prognostic Cylinder 6 (B3) - Data Valid But Above Normal Operating Range - Least |
| 857 | 1300 | 0 | Maintenance | Maintenance | Spark Plug Prognostic Cylinder 7 (A4) - Data Valid But Above Normal Operating Range - Least |
| 858 | 1301 | 0 | Maintenance | Maintenance | Spark Plug Prognostic Cylinder 8 (B4) - Data Valid But Above Normal Operating Range - Least |
| 859 | 1302 | 0 | Maintenance | Maintenance | Spark Plug Prognostic Cylinder 9 (A5) - Data Valid But Above Normal Operating Range - Least |

# F2500C / F2500CS / F2500W / MF2500C / MF2500CS / MF2500CL /SD2500C / SD2500CS / SD2550C / SD2550CS / SD2500W / SD2500WS
## - Diesel Engine Failure-Codes chart

| Fault Code | SPN | FMI | Lamp Color | SPN Description | Cumins Description |
|---|---|---|---|---|---|
| 861 | 1303 | 0 | Maintenance | Maintenance | Spark Plug Prognostic Cylinder 10 (B5) - Data Valid But Above Normal Operating Range - Least |
| 862 | 1304 | 0 | Maintenance | Maintenance | Spark Plug Prognostic Cylinder 11 (A6) - Data Valid But Above Normal Operating Range - Least |
| 863 | 1305 | 0 | Maintenance | Maintenance | Spark Plug Prognostic Cylinder 12 (B6) - Data Valid But Above Normal Operating Range - Least |
| 864 | 1306 | 0 | Maintenance | Maintenance | Spark Plug Prognostic Cylinder 13 (A7) - Data Valid But Above Normal Operating Range - Least |
| 865 | 1307 | 0 | Maintenance | Maintenance | Spark Plug Prognostic Cylinder 14 (B7) - Data Valid But Above Normal Operating Range - Least |
| 866 | 1308 | 0 | Maintenance | Maintenance | Spark Plug Prognostic Cylinder 15 (A8) - Data Valid But Above Normal Operating Range - Least |
| 867 | 1309 | 0 | Maintenance | Maintenance | Spark Plug Prognostic Cylinder 16 (B8) - Data Valid But Above Normal Operating Range - Least |
| 868 | 1310 | 0 | Maintenance | Maintenance | Spark Plug Prognostic Cylinder 17 (A9) - Data Valid But Above Normal Operating Range - Least |
| 869 | 1311 | 0 | Maintenance | Maintenance | Spark Plug Prognostic Cylinder 18 (B9) - Data Valid But Above Normal Operating Range - Least |
| 871 | 1268 | 0 | Maintenance | Maintenance | Ignition Coil Prognostic Cylinder 1 - Data Valid But Above Normal Operating Range - Least Severe |
| 872 | 1269 | 0 | Maintenance | Maintenance | Ignition Coil Prognostic Cylinder 2 - Data Valid But Above Normal Operating Range - Least Severe |
| 873 | 1270 | 0 | Maintenance | Maintenance | Ignition Coil Prognostic Cylinder 3 - Data Valid But Above Normal Operating Range - Least Severe |
| 874 | 1271 | 0 | Maintenance | Maintenance | Ignition Coil Prognostic Cylinder 4 - Data Valid But Above Normal Operating Range - Least Severe |
| 875 | 1272 | 0 | Maintenance | Maintenance | Ignition Coil Prognostic Cylinder 5 - Data Valid But Above Normal Operating Range - Least Severe |
| 876 | 1273 | 0 | Maintenance | Maintenance | Ignition Coil Prognostic Cylinder 6 - Data Valid But Above Normal Operating Range - Least Severe |
| 877 | 1274 | 0 | Maintenance | Maintenance | Ignition Coil Prognostic Cylinder 7 - Data Valid But Above Normal Operating Range - Least Severe |

# F2500C / F2500CS / F2500W / MF2500C / MF2500CS / MF2500CL /SD2500C / SD2500CS / SD2550C / SD2550CS / SD2500W / SD2500WS
## - Diesel Engine Failure-Codes chart

| Fault Code | SPN | FMI | Lamp Color | SPN Description | Cumins Description |
|---|---|---|---|---|---|
| 878 | 1275 | 0 | Maintenance | Maintenance | Ignition Coil Prognostic Cylinder 8 - Data Valid But Above Normal Operating Range - Least Severe |
| 879 | 1276 | 0 | Maintenance | Maintenance | Ignition Coil Prognostic Cylinder 9 - Data Valid But Above Normal Operating Range - Least Severe |
| 881 | 1277 | 0 | Maintenance | Maintenance | Ignition Coil Prognostic Cylinder 10 - Data Valid But Above Normal Operating Range - Least Severe |
| 882 | 1278 | 0 | Maintenance | Maintenance | Ignition Coil Prognostic Cylinder 11 - Data Valid But Above Normal Operating Range - Least Severe |
| 883 | 1279 | 0 | Maintenance | Maintenance | Ignition Coil Prognostic Cylinder 12 - Data Valid But Above Normal Operating Range - Least Severe |
| 884 | 1280 | 0 | Maintenance | Maintenance | Ignition Coil Prognostic Cylinder 13 - Data Valid But Above Normal Operating Range - Least Severe |
| 885 | 1281 | 0 | Maintenance | Maintenance | Ignition Coil Prognostic Cylinder 14 - Data Valid But Above Normal Operating Range - Least Severe |
| 886 | 1282 | 0 | Maintenance | Maintenance | Ignition Coil Prognostic Cylinder 15 - Data Valid But Above Normal Operating Range - Least Severe |
| 887 | 1283 | 0 | Maintenance | Maintenance | Ignition Coil Prognostic Cylinder 16 - Data Valid But Above Normal Operating Range - Least Severe |
| 888 | 1284 | 0 | Maintenance | Maintenance | Ignition Coil Prognostic Cylinder 17 - Data Valid But Above Normal Operating Range - Least Severe |
| 889 | 1285 | 0 | Maintenance | Maintenance | Ignition Coil Prognostic Cylinder 18 - Data Valid But Above Normal Operating Range - Least Severe |
| 891 | 1294 | 11 | Maintenance | Maintenance | Spark Plug Flash-over Cylinder 1 (A1) - Root Cause Not Known |
| 892 | 1295 | 11 | Maintenance | Maintenance | Spark Plug Flash-over Cylinder 2 (B1) - Root Cause Not Known |
| 893 | 1296 | 11 | Maintenance | Maintenance | Spark Plug Flash-over Cylinder 3 (A2) - Root Cause Not Known |
| 894 | 1297 | 11 | Maintenance | Maintenance | Spark Plug Flash-over Cylinder 4 (B2) - Root Cause Not Known |
| 895 | 1298 | 11 | Maintenance | Maintenance | Spark Plug Flash-over Cylinder 5 (A3) - Root Cause Not Known |

# F2500C / F2500CS / F2500W / MF2500C / MF2500CS / MF2500CL /SD2500C / SD2500CS / SD2550C / SD2550CS / SD2500W / SD2500WS
## - Diesel Engine Failure-Codes chart

| Fault Code | SPN | FMI | Lamp Color | SPN Description | Cumins Description |
|---|---|---|---|---|---|
| 896 | 1299 | 11 | Maintenance | Maintenance | Spark Plug Flash-over Cylinder 6 (B3) - Root Cause Not Known |
| 897 | 1300 | 11 | Maintenance | Maintenance | Spark Plug Flash-over Cylinder 7 (A4) - Root Cause Not Known |
| 898 | 1301 | 11 | Maintenance | Maintenance | Spark Plug Flash-over Cylinder 8 (B4) - Root Cause Not Known |
| 899 | 1302 | 11 | Maintenance | Maintenance | Spark Plug Flash-over Cylinder 9 (A5) - Root Cause Not Known |
| 911 | 1303 | 11 | Maintenance | Maintenance | Spark Plug Flash-over Cylinder 10 (B5) - Root Cause Not Known |
| 912 | 1304 | 11 | Maintenance | Maintenance | Spark Plug Flash-over Cylinder 11 (A6) - Root Cause Not Known |
| 913 | 1305 | 11 | Maintenance | Maintenance | Spark Plug Flash-over Cylinder 12 (B6) - Root Cause Not Known |
| 914 | 1306 | 11 | Maintenance | Maintenance | Spark Plug Flash-over Cylinder 13 (A7) - Root Cause Not Known |
| 915 | 1307 | 11 | Maintenance | Maintenance | Spark Plug Flash-over Cylinder 14 (B7) - Root Cause Not Known |
| 916 | 1308 | 11 | Maintenance | Maintenance | Spark Plug Flash-over Cylinder 15 (A8) - Root Cause Not Known |
| 917 | 1309 | 11 | Maintenance | Maintenance | Spark Plug Flash-over Cylinder 16 (B8) - Root Cause Not Known |
| 918 | 1310 | 11 | Maintenance | Maintenance | Spark Plug Flash-over Cylinder 17 (A9) - Root Cause Not Known |
| 919 | 1311 | 11 | Maintenance | Maintenance | Spark Plug Flash-over Cylinder 18 (B9) - Root Cause Not Known |
| 921 | 1268 | 11 | Maintenance | Maintenance | Ignition Coil Internal Spark Cylinder 1 - Root Cause Not Known |
| 922 | 1269 | 11 | Maintenance | Maintenance | Ignition Coil Internal Spark Cylinder 2 - Root Cause Not Known |
| 923 | 1270 | 11 | Maintenance | Maintenance | Ignition Coil Internal Spark Cylinder 3 - Root Cause Not Known |

# F2500C / F2500CS / F2500W / MF2500C / MF2500CS / MF2500CL /SD2500C / SD2500CS / SD2550C / SD2550CS / SD2500W / SD2500WS
## - Diesel Engine Failure-Codes chart

| Fault Code | SPN | FMI | Lamp Color | SPN Description | Cumins Description |
|---|---|---|---|---|---|
| 924 | 1271 | 11 | Maintenance | Maintenance | Ignition Coil Internal Spark Cylinder 4 - Root Cause Not Known |
| 925 | 1272 | 11 | Maintenance | Maintenance | Ignition Coil Internal Spark Cylinder 5 - Root Cause Not Known |
| 926 | 1273 | 11 | Maintenance | Maintenance | Ignition Coil Internal Spark Cylinder 6 - Root Cause Not Known |
| 927 | 1274 | 11 | Maintenance | Maintenance | Ignition Coil Internal Spark Cylinder 7 - Root Cause Not Known |
| 928 | 1275 | 11 | Maintenance | Maintenance | Ignition Coil Internal Spark Cylinder 8 - Root Cause Not Known |
| 929 | 1276 | 11 | Maintenance | Maintenance | Ignition Coil Internal Spark Cylinder 9 - Root Cause Not Known |
| 931 | 1277 | 11 | Maintenance | Maintenance | Ignition Coil Internal Spark Cylinder 10 - Root Cause Not Known |
| 932 | 1278 | 11 | Maintenance | Maintenance | Ignition Coil Internal Spark Cylinder 11 - Root Cause Not Known |
| 933 | 1279 | 11 | Maintenance | Maintenance | Ignition Coil Internal Spark Cylinder 12 - Root Cause Not Known |
| 934 | 1280 | 11 | Maintenance | Maintenance | Ignition Coil Internal Spark Cylinder 13 - Root Cause Not Known |
| 935 | 1281 | 11 | Maintenance | Maintenance | Ignition Coil Internal Spark Cylinder 14 - Root Cause Not Known |
| 936 | 1282 | 11 | Maintenance | Maintenance | Ignition Coil Internal Spark Cylinder 15 - Root Cause Not Known |
| 937 | 1283 | 11 | Maintenance | Maintenance | Ignition Coil Internal Spark Cylinder 16 - Root Cause Not Known |
| 938 | 1284 | 11 | Maintenance | Maintenance | Ignition Coil Internal Spark Cylinder 17 - Root Cause Not Known |
| 939 | 1285 | 11 | Maintenance | Maintenance | Ignition Coil Internal Spark Cylinder 18 - Root Cause Not Known |
| 941 | 1292 | 12 | Red | Stop / Shutdown | Engine Ignition Control Module #1 - Bad Intelligent Device or Component |

# F2500C / F2500CS / F2500W / MF2500C / MF2500CS / MF2500CL /SD2500C / SD2500CS / SD2550C / SD2550CS / SD2500W / SD2500WS
## - Diesel Engine Failure-Codes chart

| Fault Code | SPN | FMI | Lamp Color | SPN Description | Cumins Description |
|---|---|---|---|---|---|
| 942 | 1293 | 12 | Red | Stop / Shutdown | Engine Ignition Control Module #2 - Bad Intelligent Device or Component |
| 943 | 611 | 12 | Red | Stop / Shutdown | Ignition Control Module 3 - Bad Intelligent Device or Component |
| 944 | 611 | 12 | Red | Stop / Shutdown | Ignition Control Module 4 - Bad Intelligent Device or Component |
| 951 | 166 | 2 | None | None | Cylinder Power Imbalance Between Cylinders - Data Erratic, Intermittent, or Incorrect |
| 952 | 524286 | 11 | Amber | Warning | Reserved for temporary use - Condition Exists |
| 953 | 524286 | 11 | Amber | Warning | Reserved for temporary use - Condition Exists |
| 954 | 524286 | 11 | Amber | Warning | Reserved for temporary use - Condition Exists |
| 955 | 524286 | 11 | Amber | Warning | Reserved for temporary use - Condition Exists |
| 956 | 524286 | 11 | Amber | Warning | Reserved for temporary use - Condition Exists |
| 957 | 524286 | 11 | Amber | Warning | Reserved for temporary use - Condition Exists |
| 958 | 524286 | 11 | Amber | Warning | Reserved for temporary use - Condition Exists |
| 959 | 524286 | 11 | Amber | Warning | Reserved for temporary use - Condition Exists |
| 961 | 524286 | 11 | Amber | Warning | Reserved for temporary use - Condition Exists |
| 962 | 524286 | 11 | Amber | Warning | Reserved for temporary use - Condition Exists |
| 963 | 524286 | 11 | Red | Stop / Shutdown | Reserved for temporary use - Condition Exists |
| 964 | 524286 | 11 | Red | Stop / Shutdown | Reserved for temporary use - Condition Exists |

# F2500C / F2500CS / F2500W / MF2500C / MF2500CS / MF2500CL /SD2500C / SD2500CS / SD2550C / SD2550CS / SD2500W / SD2500WS
## - Diesel Engine Failure-Codes chart

| Fault Code | SPN | FMI | Lamp Color | SPN Description | Cumins Description |
|---|---|---|---|---|---|
| 965 | 524286 | 11 | Red | Stop / Shutdown | Reserved for temporary use - Condition Exists |
| 966 | 524286 | 11 | Red | Stop / Shutdown | Reserved for temporary use - Condition Exists |
| 967 | 524286 | 11 | Red | Stop / Shutdown | Reserved for temporary use - Condition Exists |
| 968 | 524286 | 11 | Red | Stop / Shutdown | Reserved for temporary use - Condition Exists |
| 969 | 524286 | 11 | Red | Stop / Shutdown | Reserved for temporary use - Condition Exists |
| 971 | 524286 | 11 | Red | Stop / Shutdown | Reserved for temporary use - Condition Exists |
| 972 | 524286 | 11 | Red | Stop / Shutdown | Reserved for temporary use - Condition Exists |
| 973 | 524286 | 11 | Red | Stop / Shutdown | Reserved for temporary use - Condition Exists |
| 974 | 524286 | 11 | Maintenance | Maintenance | Reserved for temporary use - Condition Exists |
| 975 | 524286 | 11 | Maintenance | Maintenance | Reserved for temporary use - Condition Exists |
| 976 | 524286 | 11 | Maintenance | Maintenance | Reserved for temporary use - Condition Exists |
| 977 | 524286 | 11 | Maintenance | Maintenance | Reserved for temporary use - Condition Exists |
| 978 | 524286 | 11 | Maintenance | Maintenance | Reserved for temporary use - Condition Exists |
| 979 | 524286 | 11 | Maintenance | Maintenance | Reserved for temporary use - Condition Exists |
| 981 | 524286 | 11 | Maintenance | Maintenance | Reserved for temporary use - Condition Exists |
| 982 | 524286 | 11 | Maintenance | Maintenance | Reserved for temporary use - Condition Exists |

# F2500C / F2500CS / F2500W / MF2500C / MF2500CS / MF2500CL /SD2500C / SD2500CS / SD2550C / SD2550CS / SD2500W / SD2500WS
## - Diesel Engine Failure-Codes chart

| Fault Code | SPN | FMI | Lamp Color | SPN Description | Cumins Description |
|---|---|---|---|---|---|
| 983 | 524286 | 11 | Maintenance | Maintenance | Reserved for temporary use - Condition Exists |
| 984 | 524286 | 11 | Maintenance | Maintenance | Reserved for temporary use - Condition Exists |
| 985 | 524286 | 11 | None | None | Reserved for temporary use - Condition Exists |
| 986 | 524286 | 11 | None | None | Reserved for temporary use - Condition Exists |
| 987 | 524286 | 11 | None | None | Reserved for temporary use - Condition Exists |
| 988 | 524286 | 11 | None | None | Reserved for temporary use - Condition Exists |
| 989 | 524286 | 11 | None | None | Reserved for temporary use - Condition Exists |
| 991 | 524286 | 11 | None | None | Reserved for temporary use - Condition Exists |
| 992 | 524286 | 11 | None | None | Reserved for temporary use - Condition Exists |
| 993 | 524286 | 11 | None | None | Reserved for temporary use - Condition Exists |
| 994 | 524286 | 11 | None | None | Reserved for temporary use - Condition Exists |
| 995 | 524286 | 11 | None | None | Reserved for temporary use - Condition Exists |
| 996 | 524286 | 11 | None | None | Reserved for temporary use - Condition Exists |
| 997 | 524286 | 11 | None | None | Reserved for temporary use - Condition Exists |
| 998 | 524286 | 11 | None | None | Reserved for temporary use - Condition Exists |
| 999 | 524286 | 11 | None | None | Reserved for temporary use - Condition Exists |

# F2500C / F2500CS / F2500W / MF2500C / MF2500CS / MF2500CL /SD2500C / SD2500CS / SD2550C / SD2550CS / SD2500W / SD2500WS
## - Diesel Engine Failure-Codes chart

| Fault Code | SPN | FMI | Lamp Color | SPN Description | Cumins Description |
|---|---|---|---|---|---|
| 1113 | 611 | 11 | Amber | Warning | Source 1 Transfer Switch failed to close - Root Cause Not Known |
| 1115 | 611 | 11 | Amber | Warning | Transfer Switch failed to charge - Root Cause Not Known |
| 1116 | 629 | 12 | Amber | Warning | Engine Control Module Critical Internal Failure - Bad Intelligent Device or Component |
| 1117 | 3597 | 2 | None | None | Power Supply Lost With Ignition On - Data Erratic, Intermittent, or Incorrect |
| 1121 | 611 | 11 | Amber | Warning | Transfer Switch failed to open/disconnect - Root Cause Not Known |
| 1122 | 520265 | 11 | None | None | Rated to Idle Transition Delay - Condition Exists |
| 1123 | 520248 | 11 | Red | Stop / Shutdown | Shutdown After Battle Short - Condition Exists |
| 1124 | 520249 | 11 | Amber | Warning | Delayed Shutdown - Condition Exists |
| 1125 | 611 | 11 | Amber | Warning | Transfer Switch common alarm - Root Cause Not Known |
| 1126 | 2946 | 0 | Amber | Warning | Engine Mixer Intake Relative Humidity - Data Valid But Above Normal Operating Range - Moderately |
| 1127 | 2946 | 1 | Amber | Warning | Engine Mixer Intake Relative Humidity - Data Valid But Below Normal Operating Range - Moderately |
| 1128 | 2946 | 3 | Amber | Warning | Engine Mixer Intake Relative Humidity Sensor Circuit - Voltage Above Normal or Shorted to High |
| 1129 | 2946 | 4 | Amber | Warning | Engine Mixer Intake Relative Humidity Sensor Circuit - Voltage Below Normal or Shorted to Low |
| 1131 | 520248 | 11 | Amber | Warning | Battle Short Mode Active - Condition Exists |
| 1132 | 520250 | 11 | None | None | Genset Controlled Shutdown in Process - Condition Exists |
| 1135 | 1231 | 9 | Red | Stop / Shutdown | SAE J1939 Data Link 2 Engine Network - Abnormal Update Rate |

# F2500C / F2500CS / F2500W / MF2500C / MF2500CS / MF2500CL /SD2500C / SD2500CS / SD2550C / SD2550CS / SD2500W / SD2500WS - Diesel Engine Failure-Codes chart

| Fault Code | SPN | FMI | Lamp Color | SPN Description | Cumins Description |
|---|---|---|---|---|---|
| 1138 | 730 | 5 | Amber | Warning | Engine Intake Air Heater 2 Circuit - Current Below Normal or Open Circuit |
| 1139 | 651 | 7 | Amber | Warning | Injector Solenoid Driver Cylinder 1 - Mechanical System Not Responding or Out of Adjustment |
| 1141 | 652 | 7 | Amber | Warning | Injector Solenoid Driver Cylinder 2 - Mechanical System Not Responding or Out of Adjustment |
| 1142 | 653 | 7 | Amber | Warning | Injector Solenoid Driver Cylinder 3 - Mechanical System Not Responding or Out of Adjustment |
| 1143 | 654 | 7 | Amber | Warning | Injector Solenoid Driver Cylinder 4 - Mechanical System Not Responding or Out of Adjustment |
| 1144 | 655 | 7 | Amber | Warning | Injector Solenoid Driver Cylinder 5 - Mechanical System Not Responding or Out of Adjustment |
| 1145 | 656 | 7 | Amber | Warning | Injector Solenoid Driver Cylinder 6 - Mechanical System Not Responding or Out of Adjustment |
| 1147 | 158 | 11 | Amber | Warning | Keyswitch Relay Driver Circuit - Root Cause Not Known |
| 1179 | 191 | 2 | Amber | Warning | Transmission Output Shaft Speed - Data Erratic, Intermittent, or Incorrect |
| 1181 | 777 | 2 | Amber | Warning | Transmission Torque Converter Clutch Solenoid Driver - Data Erratic, Intermittent, or Incorrect |
| 1182 | 177 | 2 | None | None | Transmission Oil Temperature - Data Erratic, Intermittent, or Incorrect |
| 1183 | 520260 | 3 | Amber | Warning | Transmission Solenoid Relay Driver 1 Circuit - Voltage Above Normal or Shorted to High Source |
| 1184 | 520260 | 4 | Amber | Warning | Transmission Solenoid Relay Driver 1 Circuit - Voltage Below Normal or Shorted to Low Source |
| 1185 | 734 | 3 | Amber | Warning | Transmission Overdrive Solenoid Driver Circuit - Voltage Above Normal or Shorted to High Source |
| 1186 | 734 | 4 | Amber | Warning | Transmission Overdrive Solenoid Driver Circuit - Voltage Below Normal or Shorted to Low Source |
| 1187 | 777 | 3 | Amber | Warning | Transmission Torque Converter Clutch Solenoid Driver Circuit - Voltage Above Normal or Shorted to |

# F2500C / F2500CS / F2500W / MF2500C / MF2500CS / MF2500CL /SD2500C / SD2500CS / SD2550C / SD2550CS / SD2500W / SD2500WS
## - Diesel Engine Failure-Codes chart

| Fault Code | SPN | FMI | Lamp Color | SPN Description | Cumins Description |
|---|---|---|---|---|---|
| 1197 | 177 | 3 | None | None | Transmission Oil Temperature Sensor Circuit - Voltage Above Normal or Shorted to High Source |
| 1198 | 177 | 4 | None | None | Transmission Oil Temperature Sensor Circuit - Voltage Below Normal or Shorted to Low Source |
| 1199 | 127 | 4 | Amber | Warning | Transmission Oil Pressure Circuit - Voltage Below Normal or Shorted to Low Source |
| 1211 | 632 | 11 | Red | Stop / Shutdown | Engine Fuel Shutoff Valve Driver Circuit - Root Cause Not Known |
| 1212 | 2807 | 11 | Red | Stop / Shutdown | Engine Fuel Shutoff Valve Driver 2 Circuit - Root Cause Not Known |
| 1213 | 1127 | 0 | Red | Stop / Shutdown | Engine Turbocharger 1 Boost Pressure Sensor - Data Valid But Above Normal Operating Range - |
| 1214 | 127 | 3 | Amber | Warning | Transmission Oil Pressure Circuit - Voltage Above Normal or Shorted to High Source |
| 1218 | 520341 | 11 | Amber | Warning | Transmission Park Neutral Switch - Condition Exists |
| 1219 | 520229 | 11 | Amber | Warning | Utility Circuit Breaker Tripped - Condition Exists |
| 1221 | 520231 | 11 | Amber | Warning | Utility Circuit Breaker Position Contact Failed - Condition Exists |
| 1222 | 520266 | 11 | Amber | Warning | Power Transfer Control Not in Automatic Mode - Condition Exists |
| 1223 | 2470 | 11 | Amber | Warning | Utility Average AC Frequency Out of Range - Condition Exists |
| 1224 | 2440 | 0 | Amber | Warning | Generator AC Output Voltage - Data Valid But Above Normal Operating Range - Moderately Severe |
| 1225 | 2440 | 1 | Amber | Warning | Generator AC Output Voltage - Data Valid But Below Normal Operating Range - Moderately Severe |
| 1226 | 2436 | 8 | Amber | Warning | Generator Average AC Frequency - Abnormal Frequency or Pulse Width or Period |
| 1228 | 27 | 2 | Amber | Warning | EGR Valve Position - Data Erratic, Intermittent, or Incorrect |

# F2500C / F2500CS / F2500W / MF2500C / MF2500CS / MF2500CL /SD2500C / SD2500CS / SD2550C / SD2550CS / SD2500W / SD2500WS
## - Diesel Engine Failure-Codes chart

| Fault Code | SPN | FMI | Lamp Color | SPN Description | Cumins Description |
|---|---|---|---|---|---|
| 1229 | 2795 | 2 | Amber | Warning | VGT Position Sensor - Data Erratic, Intermittent, or Incorrect |
| 1234 | 611 | 1 | Red | Stop / Shutdown | Water Pump Differential Pressure - Data Valid But Below Normal Operating Range - Most Severe |
| 1239 | 2623 | 3 | Amber | Warning | Accelerator Pedal or Lever Position Sensor 2 Circuit - Voltage Above Normal or Shorted to High |
| 1241 | 2623 | 4 | Amber | Warning | Accelerator Pedal or Lever Position Sensor 2 Circuit - Voltage Below Normal or Shorted to Low |
| 1242 | 91 | 2 | Red | Stop / Shutdown | Accelerator Pedal or Lever Position Sensor 1 - Data Erratic, Intermittent, or Incorrect |
| 1243 | 3644 | 11 | Amber | Warning | Engine Derate - Condition Exists |
| 1244 | 520251 | 11 | Red | Stop / Shutdown | Engine Normal Shutdown - Condition Exists |
| 1245 | 520251 | 11 | Red | Stop / Shutdown | Engine Shutdown - Condition Exists |
| 1246 | 611 | 11 | Amber | Warning | Unrecognized Engine Fault - Condition Exists |
| 1247 | 520252 | 11 | Red | Stop / Shutdown | Engine Shutdown Not Announced - Condition Exists |
| 1248 | 611 | 11 | Amber | Warning | Engine Warning - Condition Exists |
| 1256 | 1563 | 2 | Amber | Warning | Control Module Identification Input State Error - Data Erratic, Intermittent, or Incorrect |
| 1257 | 1563 | 2 | Red | Stop / Shutdown | Control Module Identification Input State Error - Data Erratic, Intermittent, or Incorrect |
| 1259 | 1335 | 0 | Red | Stop / Shutdown | Exhaust Gas Temperature Cylinder 13 - Data Valid But Above Normal Operating Range - Most |
| 1261 | 1324 | 0 | Red | Stop / Shutdown | Exhaust Gas Temperature Cylinder 2 - Data Valid But Above Normal Operating Range - Most Severe |
| 1262 | 1325 | 0 | Red | Stop / Shutdown | Exhaust Gas Temperature Cylinder 3 - Data Valid But Above Normal Operating Range - Most Severe |

# F2500C / F2500CS / F2500W / MF2500C / MF2500CS / MF2500CL /SD2500C / SD2500CS / SD2550C / SD2550CS / SD2500W / SD2500WS
## - Diesel Engine Failure-Codes chart

| Fault Code | SPN | FMI | Lamp Color | SPN Description | Cumins Description |
|---|---|---|---|---|---|
| 1263 | 1326 | 0 | Red | Stop / Shutdown | Exhaust Gas Temperature Cylinder 4 - Data Valid But Above Normal Operating Range - Most Severe |
| 1264 | 1327 | 0 | Red | Stop / Shutdown | Exhaust Gas Temperature Cylinder 5 - Data Valid But Above Normal Operating Range - Most Severe |
| 1265 | 1328 | 0 | Red | Stop / Shutdown | Exhaust Gas Temperature Cylinder 6 - Data Valid But Above Normal Operating Range - Most Severe |
| 1266 | 1329 | 0 | Red | Stop / Shutdown | Exhaust Gas Temperature Cylinder 7 - Data Valid But Above Normal Operating Range - Most Severe |
| 1267 | 1330 | 0 | Red | Stop / Shutdown | Exhaust Gas Temperature Cylinder 8 - Data Valid But Above Normal Operating Range - Most Severe |
| 1268 | 1331 | 0 | Red | Stop / Shutdown | Exhaust Gas Temperature Cylinder 9 - Data Valid But Above Normal Operating Range - Most Severe |
| 1269 | 1332 | 0 | Red | Stop / Shutdown | Exhaust Gas Temperature Cylinder 10 - Data Valid But Above Normal Operating Range - Most |
| 1272 | 1342 | 1 | Amber | Warning | Exhaust Gas Temperature Cylinder 20 - Data Valid But Below Normal Operating Range - Moderately |
| 1273 | 1342 | 0 | Amber | Warning | Exhaust Gas Temperature Cylinder 20 - Data Valid But Above Normal Operating Range - Moderately |
| 1274 | 1361 | 0 | Red | Stop / Shutdown | Engine Cylinder 10 (B5) Knock - Data Valid But Above Normal Operating Range - Most Severe Level |
| 1275 | 1361 | 4 | Amber | Warning | Engine Cylinder 10 (B5) Knock Sensor Circuit - Voltage Below Normal or Shorted to Low Source |
| 1276 | 1361 | 3 | Amber | Warning | Engine Cylinder 10 (B5) Knock Sensor Circuit - Voltage Above Normal or Shorted to High Source |
| 1277 | 1362 | 4 | Amber | Warning | Engine Cylinder 11 (A6) Knock Sensor Circuit - Voltage Below Normal or Shorted to Low Source |
| 1278 | 1362 | 3 | Amber | Warning | Engine Cylinder 11 (A6) Knock Sensor Circuit - Voltage Above Normal or Shorted to High Source |
| 1279 | 1363 | 0 | Amber | Warning | Engine Cylinder 12 (B6) Knock - Data Valid But Above Normal Operating Range - Least Severe Level |
| 1281 | 1363 | 0 | Red | Stop / Shutdown | Engine Cylinder 12 (B6) Knock - Data Valid But Above Normal Operating Range - Most Severe Level |

# F2500C / F2500CS / F2500W / MF2500C / MF2500CS / MF2500CL /SD2500C / SD2500CS / SD2550C / SD2550CS / SD2500W / SD2500WS
## - Diesel Engine Failure-Codes chart

| Fault Code | SPN | FMI | Lamp Color | SPN Description | Cumins Description |
|---|---|---|---|---|---|
| 1282 | 1363 | 4 | Amber | Warning | Engine Cylinder 12 (B6) Knock Sensor Circuit - Voltage Below Normal or Shorted to Low Source |
| 1283 | 1363 | 3 | Amber | Warning | Engine Cylinder 12 (B6) Knock Sensor Circuit - Voltage Above Normal or Shorted to High Source |
| 1284 | 1364 | 0 | Amber | Warning | Engine Cylinder 13 (A7) Knock - Data Valid But Above Normal Operating Range - Least Severe Level |
| 1285 | 1364 | 0 | Red | Stop / Shutdown | Engine Cylinder 13 (A7) Knock - Data Valid But Above Normal Operating Range - Moderately Severe |
| 1286 | 1364 | 0 | Red | Stop / Shutdown | Engine Cylinder 13 (A7) Knock - Data Valid But Above Normal Operating Range - Most Severe Level |
| 1287 | 1364 | 4 | Amber | Warning | Engine Cylinder 13 (A7) Knock Sensor Circuit - Voltage Below Normal or Shorted to Low Source |
| 1288 | 1364 | 3 | Amber | Warning | Engine Cylinder 13 (A7) Knock Sensor Circuit - Voltage Above Normal or Shorted to High Source |
| 1289 | 1365 | 0 | Amber | Warning | Engine Cylinder 14 (B7) Knock - Data Valid But Above Normal Operating Range - Least Severe Level |
| 1291 | 1365 | 0 | Red | Stop / Shutdown | Engine Cylinder 14 (B7) Knock - Data Valid But Above Normal Operating Range - Most Severe Level |
| 1292 | 1365 | 4 | Amber | Warning | Engine Cylinder 14 (B7) Knock Sensor Circuit - Voltage Below Normal or Shorted to Low Source |
| 1293 | 1365 | 3 | Amber | Warning | Engine Cylinder 14 (B7) Knock Sensor Circuit - Voltage Above Normal or Shorted to High Source |
| 1294 | 1366 | 0 | Amber | Warning | Engine Cylinder 15 (A8) Knock - Data Valid But Above Normal Operating Range - Least Severe Level |
| 1295 | 1366 | 0 | Red | Stop / Shutdown | Engine Cylinder 15 (A8) Knock - Data Valid But Above Normal Operating Range - Moderately Severe |
| 1296 | 1366 | 0 | Red | Stop / Shutdown | Engine Cylinder 15 (A8) Knock - Data Valid But Above Normal Operating Range - Most Severe Level |
| 1297 | 1366 | 4 | Amber | Warning | Engine Cylinder 15 (A8) Knock Sensor Circuit - Voltage Below Normal or Shorted to Low Source |
| 1298 | 1366 | 3 | Amber | Warning | Engine Cylinder 15 (A8) Knock Sensor Circuit - Voltage Above Normal or Shorted to High Source |

# F2500C / F2500CS / F2500W / MF2500C / MF2500CS / MF2500CL /SD2500C / SD2500CS / SD2550C / SD2550CS / SD2500W / SD2500WS
## - Diesel Engine Failure-Codes chart

| Fault Code | SPN | FMI | Lamp Color | SPN Description | Cumins Description |
|---|---|---|---|---|---|
| 1299 | 1367 | 0 | Amber | Warning | Engine Cylinder 16 (B8) Knock - Data Valid But Above Normal Operating Range - Least Severe Level |
| 1311 | 1369 | 0 | Red | Stop / Shutdown | Engine Cylinder 18 (B9) Knock - Data Valid But Above Normal Operating Range - Most Severe Level |
| 1312 | 520237 | 11 | None | None | GenSet Customer Defined Fault 2 - Condition Exists |
| 1313 | 520240 | 11 | None | None | GenSet Customer Defined Network Fault 1 - Condition Exists |
| 1314 | 520241 | 11 | None | None | GenSet Customer Defined Network Fault 2 - Condition Exists |
| 1315 | 520242 | 11 | None | None | GenSet Customer Defined Network Fault 3 - Condition Exists |
| 1316 | 520243 | 11 | None | None | GenSet Customer Defined Network Fault 4 - Condition Exists |
| 1317 | 520238 | 11 | None | None | GenSet Customer Defined Fault 3 - Condition Exists |
| 1318 | 520239 | 11 | None | None | GenSet Customer Defined Fault 4 - Condition Exists |
| 1319 | 1124 | 0 | Amber | Warning | Generator Alternator Winding Temperature - Data Valid But Above Normal Operating Range - |
| 1321 | 520267 | 11 | Amber | Warning | Common Warning Output Relay Driver Diagnostic Has Detected an Error - Condition Exists |
| 1322 | 611 | 3 | Red | Stop / Shutdown | Analog Input signal circuit for Load Govern kW Setpoint - Voltage Above Normal or Shorted to High |
| 1323 | 611 | 4 | Red | Stop / Shutdown | Analog Input signal circuit for Load Govern kW Setpoint - Voltage Below Normal or Shorted to Low |
| 1324 | 611 | 3 | Amber | Warning | Analog Input signal circuit for Load Govern kVAR Setpoint - Voltage Above Normal or Shorted to High |
| 1325 | 611 | 4 | Amber | Warning | Analog Input signal circuit for Load Govern kVAR Setpoint - Voltage Below Normal or Shorted to Low |
| 1326 | 520268 | 11 | Amber | Warning | Backup Starter Disconnect Has Failed to Disengage Starter - Condition Exists |

# F2500C / F2500CS / F2500W / MF2500C / MF2500CS / MF2500CL /SD2500C / SD2500CS / SD2550C / SD2550CS / SD2500W / SD2500WS
## - Diesel Engine Failure-Codes chart

| Fault Code | SPN | FMI | Lamp Color | SPN Description | Cumins Description |
|---|---|---|---|---|---|
| 1327 | 611 | 11 | Red | Stop / Shutdown | Analog Input Signal For Load Govern kW Setpoint is Set Outside of Acceptable Working Limits - |
| 1328 | 520232 | 11 | Amber | Warning | Generator Circuit Breaker Has Tripped - Condition Exists |
| 1329 | 520195 | 11 | Amber | Warning | Automatic Voltage Regulator Lost DC Power Supply - Condition Exists |
| 1331 | 520195 | 6 | Amber | Warning | Automatic Voltage Regulator Driver - Current Above Normal or Grounded Circuit |
| 1332 | 611 | 4 | Amber | Warning | Off/Manual/Auto switch circuit - Voltage Below Normal or Shorted to Low Source |
| 1333 | 611 | 3 | Amber | Warning | Off/Manual/Auto switch circuit - Voltage Above Normal or Shorted to High Source |
| 1334 | 611 | 11 | Red | Stop / Shutdown | Critical Scalar Out-of-Range - Condition Exists |
| 1335 | 611 | 11 | Amber | Warning | Non-Critical Scalar Out-of-Range - Condition Exists |
| 1336 | 520253 | 11 | Red | Stop / Shutdown | Normal Engine Shutdown Cooldown Complete - Condition Exists |
| 1337 | 520269 | 11 | None | None | Wink Command Received From Another Node on The LonWorks - Condition Exists |
| 1338 | 1369 | 4 | Amber | Warning | Engine Cylinder 18 (B9) Knock Sensor Circuit - Voltage Below Normal or Shorted to Low Source |
| 1339 | 1369 | 3 | Amber | Warning | Engine Cylinder 18 (B9) Knock Sensor Circuit - Voltage Above Normal or Shorted to High Source |
| 1341 | 520254 | 11 | Amber | Warning | Paralleling Controller Has Requested a Generator Shutdown - Condition Exists |
| 1342 | 611 | 11 | Red | Stop / Shutdown | Fuel System Board (Slot 0) is Missing and/or Has Not Been Installed Correctly - Condition Exists |
| 1343 | 611 | 11 | Red | Stop / Shutdown | Base Board (Slot 1) is Missing and/or Has Not Been Installed Correctly - Condition Exists |
| 1344 | 611 | 11 | Red | Stop / Shutdown | Generator Interface Board (Slot 2) is Missing and/or Has Not Been Installed Correctly - Condition |

# F2500C / F2500CS / F2500W / MF2500C / MF2500CS / MF2500CL /SD2500C / SD2500CS / SD2550C / SD2550CS / SD2500W / SD2500WS - Diesel Engine Failure-Codes chart

| Fault Code | SPN | FMI | Lamp Color | SPN Description | Cumins Description |
|---|---|---|---|---|---|
| 1345 | 611 | 11 | Red | Stop / Shutdown | Paralleling Board (Slot 3 is Missing and/or Has Not Been Installed Correctly - Condition Exists |
| 1346 | 611 | 11 | Red | Stop / Shutdown | LonWorks Board (Slot 4) is Missing and/or Has Not Been Installed Correctly - Condition Exists |
| 1347 | 611 | 11 | Red | Stop / Shutdown | Slot 5 Board is Missing and/or Has Not Been Installed Correctly - Condition Exists |
| 1348 | 611 | 11 | Red | Stop / Shutdown | Slot 6 Board is Missing and/or Has Not Been Installed Correctly - Condition Exists |
| 1349 | 611 | 11 | Red | Stop / Shutdown | Slot 7 Board is Missing and/or Has Not Been Installed Correctly - Condition Exists |
| 1351 | 611 | 11 | Amber | Warning | LonWorks Board (Slot 4) is Missing - Condition Exists |
| 1352 | 1371 | 0 | Amber | Warning | Engine Cylinder 20 (B10) Knock - Data Valid But Above Normal Operating Range - Least Severe |
| 1353 | 1371 | 0 | Red | Stop / Shutdown | Engine Cylinder 20 (B10) Knock - Data Valid But Above Normal Operating Range - Moderately |
| 1354 | 1371 | 0 | Red | Stop / Shutdown | Engine Cylinder 20 (B10) Knock - Data Valid But Above Normal Operating Range - Most Severe |
| 1355 | 1371 | 4 | Amber | Warning | Engine Cylinder 20 (B10) Knock Sensor Circuit - Voltage Below Normal or Shorted to Low Source |
| 1356 | 1371 | 3 | Amber | Warning | Engine Cylinder 20 (B10) Knock Sensor Circuit - Voltage Above Normal or Shorted to High Source |
| 1357 | 1380 | 1 | Amber | Warning | Engine Oil Level Remote Reservoir - Data Valid But Below Normal Operating Range - Moderately |
| 1358 | 91 | 3 | Amber | Warning | Accelerator Pedal or Lever Position Sensor 1 Circuit - Voltage Above Normal or Shorted to High |
| 1359 | 91 | 4 | Amber | Warning | Accelerator Pedal or Lever Position Sensor 1 Circuit - Voltage Below Normal or Shorted to Low |
| 1361 | 974 | 4 | Amber | Warning | Remote Accelerator Pedal or Lever Position Sensor 1 Circuit - Voltage Below Normal or Shorted to |
| 1362 | 99 | 0 | Amber | Warning | Engine Oil Filter Differential Pressure - Data Valid But Above Normal Operating Range - Moderately |

# F2500C / F2500CS / F2500W / MF2500C / MF2500CS / MF2500CL /SD2500C / SD2500CS / SD2550C / SD2550CS / SD2500W / SD2500WS
## - Diesel Engine Failure-Codes chart

| Fault Code | SPN | FMI | Lamp Color | SPN Description | Cumins Description |
|---|---|---|---|---|---|
| 1363 | 102 | 1 | Maintenance | Maintenance | Intake Manifold 1 Pressure - Data Valid But Below Normal Operating Range - Least Severe Level |
| 1364 | 1129 | 1 | Maintenance | Maintenance | Intake Manifold 3 Pressure - Data Valid But Below Normal Operating Range - Least Severe Level |
| 1365 | 1129 | 3 | Maintenance | Maintenance | Intake Manifold 3 Pressure Sensor Circuit - Voltage Above Normal or Shorted to High Source |
| 1366 | 1129 | 4 | Maintenance | Maintenance | Intake Manifold 3 Pressure Sensor Circuit - Voltage Below Normal or Shorted to Low Source |
| 1367 | 1208 | 3 | Maintenance | Maintenance | Pre-Oil Filter Pressure Sensor Circuit - Voltage Above Normal or Shorted to High Source |
| 1368 | 1208 | 4 | Maintenance | Maintenance | Pre-Oil Filter Pressure Sensor Circuit - Voltage Below Normal or Shorted to Low Source |
| 1369 | 441 | 3 | Maintenance | Maintenance | Auxiliary Temperature Sensor Input 1 Circuit - Voltage Above Normal or Shorted to High Source |
| 1371 | 1388 | 3 | Maintenance | Maintenance | Auxiliary Pressure Sensor Input 2 Circuit - Voltage Above Normal or Shorted to High Source |
| 1372 | 1388 | 4 | Maintenance | Maintenance | Auxiliary Pressure Sensor Input 2 Circuit - Voltage Below Normal or Shorted to Low Source |
| 1373 | 626 | 11 | Maintenance | Maintenance | Start Enable Device 1 Circuit (Ether Injection) - Root Cause Not Known |
| 1374 | 103 | 3 | Maintenance | Maintenance | Turbocharger Speed Sensor Circuit - Voltage Above Normal or Shorted to High Source |
| 1375 | 103 | 4 | Maintenance | Maintenance | Turbocharger Speed Sensor Circuit - Voltage Below Normal or Shorted to Low Source |
| 1376 | 723 | 2 | Maintenance | Maintenance | Engine Camshaft Speed/Position Sensor - Data Erratic, Intermittent, or Incorrect |
| 1377 | 3549 | 3 | Maintenance | Maintenance | Post-Oil Filter Pressure Sensor Circuit - Voltage Above Normal or Shorted to High Source |
| 1378 | 3549 | 4 | Maintenance | Maintenance | Post-Oil Filter Pressure Sensor Circuit - Voltage Below Normal or Shorted to Low Source |
| 1379 | 1381 | 1 | Maintenance | Maintenance | Fuel Supply Pump Intake Pressure - Data Valid But Below Normal Operating Range - Least Severe |

# F2500C / F2500CS / F2500W / MF2500C / MF2500CS / MF2500CL /SD2500C / SD2500CS / SD2550C / SD2550CS / SD2500W / SD2500WS
## - Diesel Engine Failure-Codes chart

| Fault Code | SPN | FMI | Lamp Color | SPN Description | Cumins Description |
|---|---|---|---|---|---|
| 1381 | 441 | 14 | Maintenance | Maintenance | Auxiliary Temperature Sensor Input 1 - Special Instructions |
| 1382 | 1388 | 14 | Maintenance | Maintenance | Auxiliary Pressure Sensor Input 2 - Special Instructions |
| 1383 | 102 | 3 | Maintenance | Maintenance | Intake Manifold 1 Pressure Sensor Circuit - Voltage Above Normal or Shorted to High Source |
| 1384 | 102 | 4 | Maintenance | Maintenance | Intake Manifold 1 Pressure Sensor Circuit - Voltage Below Normal or Shorted to Low Source |
| 1385 | 1128 | 3 | Maintenance | Maintenance | Intake Manifold 2 Pressure Sensor Circuit - Voltage Above Normal or Shorted to High Source |
| 1386 | 1128 | 4 | Maintenance | Maintenance | Intake Manifold 2 Pressure Sensor Circuit - Voltage Below Normal or Shorted to Low Source |
| 1387 | 1384 | 11 | None | None | SAE J1939 Engine Commanded Shutdown - Condition Exists |
| 1388 | 629 | 12 | None | None | Engine Control Module Data Lost - Bad Intelligent Device or Component |
| 1389 | 1381 | 0 | Maintenance | Maintenance | Fuel Supply Pump Intake Pressure - Data Valid But Above Normal Operating Range - Least Severe |
| 1391 | 1324 | 0 | Maintenance | Maintenance | Exhaust Gas Temperature Cylinder 2 - Data Valid But Below Normal Operating Range - Moderately |
| 1392 | 1325 | 0 | Maintenance | Maintenance | Exhaust Gas Temperature Cylinder 3 - Data Valid But Below Normal Operating Range - Moderately |
| 1393 | 1326 | 0 | Maintenance | Maintenance | Exhaust Gas Temperature Cylinder 4 - Data Valid But Below Normal Operating Range - Moderately |
| 1394 | 1327 | 0 | Maintenance | Maintenance | Exhaust Gas Temperature Cylinder 5 - Data Valid But Below Normal Operating Range - Moderately |
| 1395 | 1328 | 0 | Maintenance | Maintenance | Exhaust Gas Temperature Cylinder 6 - Data Valid But Below Normal Operating Range - Moderately |
| 1396 | 1329 | 0 | Maintenance | Maintenance | Exhaust Gas Temperature Cylinder 7 - Data Valid But Below Normal Operating Range - Moderately |
| 1397 | 1330 | 0 | Maintenance | Maintenance | Exhaust Gas Temperature Cylinder 8 - Data Valid But Below Normal Operating Range - Moderately |

# F2500C / F2500CS / F2500W / MF2500C / MF2500CS / MF2500CL /SD2500C / SD2500CS / SD2550C / SD2550CS / SD2500W / SD2500WS
## - Diesel Engine Failure-Codes chart

| Fault Code | SPN | FMI | Lamp Color | SPN Description | Cumins Description |
|---|---|---|---|---|---|
| 1398 | 1331 | 0 | Maintenance | Maintenance | Exhaust Gas Temperature Cylinder 9 - Data Valid But Below Normal Operating Range - Moderately |
| 1399 | 1332 | 0 | Maintenance | Maintenance | Exhaust Gas Temperature Cylinder 10 - Data Valid But Below Normal Operating Range - Moderately |
| 1411 | 4182 | 3 | Amber | Warning | Generator Output Frequency Adjust Potentiometer Circuit - Voltage Above Normal or Shorted to High |
| 1412 | 4183 | 3 | Amber | Warning | Droop Adjust Potentiometer Circuit - Voltage Above Normal or Shorted to High Source |
| 1413 | 611 | 12 | Red | Stop / Shutdown | Controller Configuration Error - Bad Intelligent Device or Component |
| 1414 | 611 | 11 | Amber | Warning | Run Relay Driver Contact Diagnostic Has Detected an Error - Condition Exists |
| 1415 | 520270 | 11 | Amber | Warning | Run Relay Driver Diagnostic Has Detected an Error - Condition Exists |
| 1416 | 520251 | 11 | Amber | Warning | Fail to Shutdown - Condition Exists |
| 1418 | 4184 | 3 | Amber | Warning | Gain Adjust Potentiometer Circuit - Voltage Above Normal or Shorted to High Source |
| 1419 | 157 | 11 | Amber | Warning | Fuel Rail Diagnostic Has Detected an Error - Condition Exists |
| 1421 | 520272 | 11 | Amber | Warning | Timing Rail Driver 1 Diagnostic Has Detected an Error - Condition Exists |
| 1422 | 520273 | 11 | Amber | Warning | Timing Rail Driver 2 Diagnostic Has Detected an Error - Condition Exists |
| 1423 | 94 | 11 | Amber | Warning | Fuel Pump Diagnostic Has Detected an Error - Condition Exists |
| 1424 | 520274 | 11 | Amber | Warning | Relay High Side Driver Diagnostic Has Detected an Error - Condition Exists |
| 1425 | 520255 | 11 | Amber | Warning | Common Shutdown Relay Driver Diagnostic Has Detected an Error - Condition Exists |
| 1426 | 611 | 11 | Amber | Warning | Common Warning Relay Driver Diagnostic Has Detected an Error - Condition Exists |

# F2500C / F2500CS / F2500W / MF2500C / MF2500CS / MF2500CL /SD2500C / SD2500CS / SD2550C / SD2550CS / SD2500W / SD2500WS
## - Diesel Engine Failure-Codes chart

| Fault Code | SPN | FMI | Lamp Color | SPN Description | Cumins Description |
|---|---|---|---|---|---|
| 1427 | 4185 | 11 | Amber | Warning | Overspeed Shutdown Relay Driver Diagnostic Has Detected an Error - Condition Exists |
| 1428 | 4186 | 11 | Amber | Warning | Low Oil Pressure (LOP) Shutdown Relay Driver Diagnostic Has Detected an Error - Condition Exists |
| 1429 | 4187 | 11 | Amber | Warning | High Engine Temperature (HET) Shutdown Relay Driver Diagnostic Has Detected an Error - |
| 1431 | 4188 | 11 | Amber | Warning | Pre-Low Oil Pressure Warning Relay Driver Diagnostic Has Detected an Error - Condition Exists |
| 1432 | 4223 | 11 | Amber | Warning | Pre-High Engine Temperature Warning Relay Driver Diagnostic Has Detected an Error - Condition |
| 1433 | 611 | 11 | Red | Stop / Shutdown | Operator Interface Mode Transition to Emergency Stop (Due to E-Stop) - Condition Exists |
| 1434 | 611 | 11 | Red | Stop / Shutdown | Operator Interface Mode Transition to Emergency Stop (Due to Remote E-Stop) - Condition Exists |
| 1435 | 520203 | 11 | Amber | Warning | Engine Cold - Potential Starting Problem - Condition Exists |
| 1436 | 520204 | 11 | Amber | Warning | HPI-PT Fuel System Drivers Common Diagnostic Has Detected an Error - Condition Exists |
| 1437 | 611 | 11 | Red | Stop / Shutdown | Emergency Stop Path Fuse Blown - Condition Exists |
| 1438 | 520205 | 11 | Red | Stop / Shutdown | Fail to Crank - Condition Exists |
| 1439 | 38 | 1 | Amber | Warning | Fuel Level 2 (Day Tank) Low - Data Valid But Below Normal Operating Range - Moderately Severe |
| 1441 | 96 | 1 | Amber | Warning | Fuel Level (Main Tank) - Data Valid But Below Normal Operating Range - Moderately Severe Level |
| 1442 | 168 | 1 | Maintenance | Maintenance | Battery 1 Voltage - Data Valid But Below Normal Operating Range - Least Severe Level |
| 1443 | 168 | 1 | Red | Stop / Shutdown | Battery 1 Voltage - Data Valid But Below Normal Operating Range - Most Severe Level |
| 1444 | 2452 | 11 | Amber | Warning | kW Overload (on GenSet) - Condition Exists |

# F2500C / F2500CS / F2500W / MF2500C / MF2500CS / MF2500CL /SD2500C / SD2500CS / SD2550C / SD2550CS / SD2500W / SD2500WS
# - Diesel Engine Failure-Codes chart

| Fault Code | SPN | FMI | Lamp Color | SPN Description | Cumins Description |
|---|---|---|---|---|---|
| 1445 | 2448 | 11 | Red | Stop / Shutdown | Alternator Short Circuit (on GenSet) - Condition Exists |
| 1446 | 2444 | 0 | Red | Stop / Shutdown | Generator AC Output Voltage - Data Valid But Above Normal Operating Range - Most Severe Level |
| 1447 | 2444 | 1 | Red | Stop / Shutdown | Generator AC Output Voltage - Data Valid But Below Normal Operating Range - Most Severe Level |
| 1448 | 2436 | 1 | Red | Stop / Shutdown | Generator AC Output Frequency - Data Valid But Below Normal Operating Range - Most Severe |
| 1449 | 2436 | 0 | Amber | Warning | Generator AC Output Frequency - Data Valid But Above Normal Operating Range - Moderately |
| 1451 | 2527 | 11 | Amber | Warning | Generator Output Voltage and Electric Bus Voltage Differ - Condition Exists |
| 1452 | 3545 | 11 | Red | Stop / Shutdown | Generator Circuit Breaker Status Failed to Close - Condition Exists |
| 1453 | 520234 | 11 | Red | Stop / Shutdown | Generator Circuit Breaker Failed to Open - Condition Exists |
| 1454 | 520235 | 11 | Amber | Warning | Generator Circuit Breaker Position Contact Failed - Condition Exists |
| 1455 | 520230 | 11 | Red | Stop / Shutdown | Utility Circuit Breaker Position Contact Selected is Incorrect for Generator Application - Condition |
| 1456 | 2528 | 11 | Amber | Warning | Electric Bus Voltage and/or Frequency are Out of Range for Synchronizing to Occur - Condition |
| 1457 | 2529 | 11 | Amber | Warning | Generator Synchronizing to Electric Bus Failed - Condition Exists |
| 1458 | 2516 | 11 | Amber | Warning | Generator and Electric Bus Phase Sequences Differ - Condition Exists |
| 1459 | 2452 | 1 | Red | Stop / Shutdown | Generator is absorbing Power from the Electric Bus - Data Valid But Below Normal Operating Range |
| 1461 | 520207 | 11 | Red | Stop / Shutdown | Loss of Electric Field Due to Reverse KVAR - Condition Exists |
| 1462 | 520208 | 11 | Amber | Warning | High Current on Ground Circuit - Condition Exists |

# F2500C / F2500CS / F2500W / MF2500C / MF2500CS / MF2500CL /SD2500C / SD2500CS / SD2550C / SD2550CS / SD2500W / SD2500WS - Diesel Engine Failure-Codes chart

| Fault Code | SPN | FMI | Lamp Color | SPN Description | Cumins Description |
|---|---|---|---|---|---|
| 1463 | 611 | 11 | None | None | Generator Announces to the LonWorks Network that the Generator Control Switch is Not in Auto - |
| 1464 | 611 | 11 | None | None | Due to an Overload or Underfrequency the Generator announces to the LonWorks network that a |
| 1465 | 611 | 11 | None | None | Generator Announces to the LonWorks Network that it is Ready to Accept a Load - Condition Exists |
| 1466 | 611 | 11 | Amber | Warning | Modem Failure - Condition Exists |
| 1467 | 611 | 11 | None | None | Unable to Complete Remote Connection Via the Modem - Condition Exists |
| 1468 | 611 | 11 | Amber | Warning | LonWorks Network Failure - Condition Exists |
| 1469 | 520209 | 11 | Red | Stop / Shutdown | GenSet Measured Speed and AC Output Frequency Conflict - Condition Exists |
| 1471 | 2448 | 0 | Amber | Warning | AC Output Current - Data Valid But Above Normal Operating Range - Moderately Severe Level |
| 1472 | 2448 | 0 | Red | Stop / Shutdown | AC Output Current - Data Valid But Above Normal Operating Range - Most Severe Level |
| 1473 | 520210 | 11 | Red | Stop / Shutdown | Engine Control Module Watchdog Has Failed - Condition Exists |
| 1474 | 520211 | 11 | Red | Stop / Shutdown | Software Version Mismatch Between Master Controller and Extended I/O Board - Condition Exists |
| 1475 | 611 | 11 | Amber | Warning | Permission to Connect to a Closed Bus Has not Been Received in the Required Time - Condition |
| 1476 | 611 | 11 | Amber | Warning | ECM Base Board is Not Responding to the LonWorks Board - Condition Exists |
| 1477 | 611 | 11 | Amber | Warning | Crank Relay Driver Contact Diagnostic Has Detected an Error - Condition Exists |
| 1478 | 611 | 11 | Amber | Warning | Crank Relay Driver Diagnostic Has Detected an Error - Condition Exists |
| 1479 | 611 | 11 | Amber | Warning | Fail to Start Relay Driver Diagnostic Has Detected an Error - Condition Exists |

# F2500C / F2500CS / F2500W / MF2500C / MF2500CS / MF2500CL /SD2500C / SD2500CS / SD2550C / SD2550CS / SD2500W / SD2500WS
## - Diesel Engine Failure-Codes chart

| Fault Code | SPN | FMI | Lamp Color | SPN Description | Cumins Description |
|---|---|---|---|---|---|
| 1481 | 520195 | 5 | Amber | Warning | Automatic Voltage Regulator Driver - Current Below Normal or Open Circuit |
| 1483 | 611 | 11 | None | None | Generator Set Fault Code Has Not Been Acknowledged - Condition Exists |
| 1485 | 611 | 6 | Red | Stop / Shutdown | Electronic Fuel Control Driver Diagnostic has detected a Grounded circuit condition - Current Above |
| 1486 | 611 | 5 | Red | Stop / Shutdown | Electronic Fuel Control Driver Diagnostic has detected an Open circuit condition - Current Below |
| 1487 | 611 | 11 | Amber | Warning | Not in Auto LED Driver Diagnostic Has Detected an Error - Condition Exists |
| 1488 | 611 | 11 | Amber | Warning | Warning LED Driver Diagnostic Has Detected an Error - Condition Exists |
| 1489 | 520259 | 11 | Amber | Warning | Shutdown LED Driver Diagnostic Has Detected an Error - Condition Exists |
| 1491 | 611 | 11 | Amber | Warning | Ready to Load Output Relay Driver Diagnostic Has Detected an Error - Condition Exists |
| 1492 | 611 | 11 | Amber | Warning | Load Dump Output Relay Driver Diagnostic Has Detected an Error - Condition Exists |
| 1493 | 611 | 11 | Amber | Warning | Operator Interface Panel Power Relay Driver Diagnostic Has Detected an Error - Condition Exists |
| 1494 | 611 | 11 | Amber | Warning | Modem Power Relay Driver Diagnostic Has Detected an Error - Condition Exists |
| 1495 | 520255 | 11 | Amber | Warning | Common Shutdown Output Relay Driver Diagnostic Has Detected an Error - Condition Exists |
| 1496 | 611 | 11 | Amber | Warning | Run B+ Output Relay Driver Diagnostic Has Detected an Error - Condition Exists |
| 1497 | 611 | 11 | Amber | Warning | Manual Run/Stop LED Driver Diagnostic Has Detected an Error - Condition Exists |
| 1498 | 611 | 11 | Amber | Warning | Exercise LED Driver Diagnostic Has Detected an Error - Condition Exists |
| 1499 | 611 | 11 | Amber | Warning | Remote Start LED Driver Diagnostic Has Detected an Error - Condition Exists |

# F2500C / F2500CS / F2500W / MF2500C / MF2500CS / MF2500CL /SD2500C / SD2500CS / SD2550C / SD2550CS / SD2500W / SD2500WS - Diesel Engine Failure-Codes chart

| Fault Code | SPN | FMI | Lamp Color | SPN Description | Cumins Description |
|---|---|---|---|---|---|
| 1513 | 91 | 1 | Amber | Warning | Accelerator Pedal or Lever Position Sensor 1 Circuit Frequency - Data Valid But Below Normal |
| 1514 | 91 | 8 | Amber | Warning | Accelerator Pedal or Lever Position Sensor 1 Circuit Frequency - Abnormal Frequency or Pulse |
| 1515 | 91 | 2 | Red | Stop / Shutdown | SAE J1939 Multiplexed Accelerator Pedal or Lever Sensor System - Received Network Data in Error |
| 1516 | 190 | 0 | Maintenance | Maintenance | Engine Crankshaft Speed/Position - Data Valid But Above Normal Operating Range - Least Severe |
| 1517 | 1484 | 11 | Red | Stop / Shutdown | At Least One Module Has A Most Severe Fault - Condition Exists |
| 1518 | 1484 | 11 | Amber | Warning | At Least One Module Has A Moderately Severe Fault - Condition Exists |
| 1519 | 1484 | 11 | Maintenance | Maintenance | At Least One Module Has A Least Severe Fault - Condition Exists |
| 1521 | 1139 | 3 | Maintenance | Maintenance | Exhaust Gas Temperature Sensor Circuit Cylinder 3 (A2) - Voltage Above Normal or Shorted to High |
| 1522 | 1141 | 3 | Maintenance | Maintenance | Exhaust Gas Temperature Sensor Circuit Cylinder 5 (A3) - Voltage Above Normal or Shorted to High |
| 1523 | 1143 | 3 | Maintenance | Maintenance | Exhaust Gas Temperature Sensor Circuit Cylinder 7 (A4) - Voltage Above Normal or Shorted to High |
| 1524 | 1145 | 3 | Maintenance | Maintenance | Exhaust Gas Temperature Sensor Circuit Cylinder 9 (A5) - Voltage Above Normal or Shorted to High |
| 1525 | 1147 | 3 | Maintenance | Maintenance | Exhaust Gas Temperature Sensor Circuit Cylinder 11 (A6) - Voltage Above Normal or Shorted to |
| 1526 | 1149 | 3 | Maintenance | Maintenance | Exhaust Gas Temperature Sensor Circuit Cylinder 13 (A7) - Voltage Above Normal or Shorted to |
| 1527 | 1151 | 3 | Maintenance | Maintenance | Exhaust Gas Temperature Sensor Circuit Cylinder 15 (A8) - Voltage Above Normal or Shorted to |
| 1528 | 1153 | 3 | Maintenance | Maintenance | Exhaust Gas Temperature Sensor Circuit Cylinder 17 (A9) - Voltage Above Normal or Shorted to |
| 1529 | 1138 | 3 | Maintenance | Maintenance | Exhaust Gas Temperature Sensor Circuit Cylinder 2 (B1) - Voltage Above Normal or Shorted to High |

# F2500C / F2500CS / F2500W / MF2500C / MF2500CS / MF2500CL /SD2500C / SD2500CS / SD2550C / SD2550CS / SD2500W / SD2500WS
## - Diesel Engine Failure-Codes chart

| Fault Code | SPN | FMI | Lamp Color | SPN Description | Cumins Description |
|---|---|---|---|---|---|
| 1531 | 1142 | 3 | Maintenance | Maintenance | Exhaust Gas Temperature Sensor Circuit Cylinder 6 (B3) - Voltage Above Normal or Shorted to High |
| 1532 | 1144 | 3 | Maintenance | Maintenance | Exhaust Gas Temperature Sensor Circuit Cylinder 8 (B4) - Voltage Above Normal or Shorted to High |
| 1533 | 1146 | 3 | Maintenance | Maintenance | Exhaust Gas Temperature Sensor Circuit Cylinder 10 (B5) - Voltage Above Normal or Shorted to |
| 1534 | 1148 | 3 | Maintenance | Maintenance | Exhaust Gas Temperature Sensor Circuit Cylinder 12 (B6) - Voltage Above Normal or Shorted to |
| 1535 | 1150 | 3 | Maintenance | Maintenance | Exhaust Gas Temperature Sensor Circuit Cylinder 14 (B7) - Voltage Above Normal or Shorted to |
| 1536 | 1152 | 3 | Maintenance | Maintenance | Exhaust Gas Temperature Sensor Circuit Cylinder 16 (B8) - Voltage Above Normal or Shorted to |
| 1537 | 1154 | 3 | Maintenance | Maintenance | Exhaust Gas Temperature Sensor Circuit Cylinder 18 (B9) - Voltage Above Normal or Shorted to |
| 1538 | 1387 | 14 | Red | Stop / Shutdown | Auxiliary Pressure Sensor Input 1 - Special Instructions |
| 1539 | 1387 | 3 | Amber | Warning | Auxiliary Pressure Sensor Input 1 Circuit - Voltage Above Normal or Shorted to High Source |
| 1541 | 1387 | 11 | Amber | Warning | Auxiliary Pressure Sensor Input 1 - Root Cause Not Known |
| 1542 | 1387 | 3 | Maintenance | Maintenance | Auxiliary Pressure Sensor Input 1 Circuit - Voltage Above Normal or Shorted to High Source |
| 1543 | 1387 | 4 | Maintenance | Maintenance | Auxiliary Pressure Sensor Input 1 Circuit - Voltage Below Normal or Shorted to Low Source |
| 1544 | 1387 | 14 | Maintenance | Maintenance | Auxiliary Pressure Sensor Input 1 - Special Instructions |
| 1545 | 723 | 11 | Amber | Warning | Engine Secondary Speed Sensor (Engine Camshaft Speed/Position Sensor) Lost - Condition Exists |
| 1546 | 190 | 11 | Amber | Warning | Engine Primary Speed Sensor (Engine Crankshaft Speed/Position Sensor) Lost - Condition Exists |
| 1547 | 520212 | 11 | Amber | Warning | Engine Flywheel Speed/Position Lost - Condition Exists |

# F2500C / F2500CS / F2500W / MF2500C / MF2500CS / MF2500CL /SD2500C / SD2500CS / SD2550C / SD2550CS / SD2500W / SD2500WS
## - Diesel Engine Failure-Codes chart

| Fault Code | SPN | FMI | Lamp Color | SPN Description | Cumins Description |
|---|---|---|---|---|---|
| 1548 | 657 | 5 | Amber | Warning | Injector Solenoid Driver Cylinder 7 Circuit - Current Below Normal or Open Circuit |
| 1549 | 658 | 5 | Amber | Warning | Injector Solenoid Driver Cylinder 8 Circuit - Current Below Normal or Open Circuit |
| 1551 | 660 | 5 | Amber | Warning | Injector Solenoid Driver Cylinder 10 Circuit - Current Below Normal or Open Circuit |
| 1552 | 661 | 5 | Amber | Warning | Injector Solenoid Driver Cylinder 11 Circuit - Current Below Normal or Open Circuit |
| 1553 | 662 | 5 | Amber | Warning | Injector Solenoid Driver Cylinder 12 Circuit - Current Below Normal or Open Circuit |
| 1554 | 663 | 5 | Amber | Warning | Injector Solenoid Driver Cylinder 13 Circuit - Current Below Normal or Open Circuit |
| 1555 | 664 | 5 | Amber | Warning | Injector Solenoid Driver Cylinder 14 Circuit - Current Below Normal or Open Circuit |
| 1556 | 665 | 5 | Amber | Warning | Injector Solenoid Driver Cylinder 15 Circuit - Current Below Normal or Open Circuit |
| 1557 | 666 | 5 | Amber | Warning | Injector Solenoid Driver Cylinder 16 Circuit - Current Below Normal or Open Circuit |
| 1558 | 667 | 5 | Amber | Warning | Injector Solenoid Driver Cylinder 17 Circuit - Current Below Normal or Open Circuit |
| 1559 | 668 | 5 | Amber | Warning | Injector Solenoid Driver Cylinder 18 Circuit - Current Below Normal or Open Circuit |
| 1561 | 658 | 6 | Amber | Warning | Injector Solenoid Driver Cylinder 8 Circuit - Current Above Normal or Grounded Circuit |
| 1562 | 659 | 6 | Amber | Warning | Injector Solenoid Driver Cylinder 9 Circuit - Current Above Normal or Grounded Circuit |
| 1563 | 660 | 6 | Amber | Warning | Injector Solenoid Driver Cylinder 10 Circuit - Current Above Normal or Grounded Circuit |
| 1564 | 661 | 6 | Amber | Warning | Injector Solenoid Driver Cylinder 11 Circuit - Current Above Normal or Grounded Circuit |
| 1565 | 662 | 6 | Amber | Warning | Injector Solenoid Driver Cylinder 12 Circuit - Current Above Normal or Grounded Circuit |

# F2500C / F2500CS / F2500W / MF2500C / MF2500CS / MF2500CL /SD2500C / SD2500CS / SD2550C / SD2550CS / SD2500W / SD2500WS
## - Diesel Engine Failure-Codes chart

| Fault Code | SPN | FMI | Lamp Color | SPN Description | Cumins Description |
|---|---|---|---|---|---|
| 1566 | 663 | 6 | Amber | Warning | Injector Solenoid Driver Cylinder 13 Circuit - Current Above Normal or Grounded Circuit |
| 1567 | 664 | 6 | Amber | Warning | Injector Solenoid Driver Cylinder 14 Circuit - Current Above Normal or Grounded Circuit |
| 1568 | 665 | 6 | Amber | Warning | Injector Solenoid Driver Cylinder 15 Circuit - Current Above Normal or Grounded Circuit |
| 1569 | 666 | 6 | Amber | Warning | Injector Solenoid Driver Cylinder 16 Circuit - Current Above Normal or Grounded Circuit |
| 1571 | 668 | 6 | Amber | Warning | Injector Solenoid Driver Cylinder 18 Circuit - Current Above Normal or Grounded Circuit |
| 1572 | 1370 | 0 | Red | Stop / Shutdown | Engine Cylinder 19 (A10) Knock - Data Valid But Above Normal Operating Range - Moderately |
| 1573 | 520236 | 11 | None | None | GenSet Customer Defined Fault 1 - Condition Exists |
| 1574 | 1370 | 0 | Red | Stop / Shutdown | Engine Cylinder 19 (A10) Knock - Data Valid But Above Normal Operating Range - Most Severe |
| 1575 | 1370 | 4 | Amber | Warning | Engine Cylinder 19 (A10) Knock Sensor Circuit - Voltage Below Normal or Shorted to Low Source |
| 1576 | 1370 | 3 | Amber | Warning | Engine Cylinder 19 (A10) Knock Sensor Circuit - Voltage Above Normal or Shorted to High Source |
| 1577 | 1323 | 0 | Red | Stop / Shutdown | Exhaust Gas Temperature Cylinder 1 - Data Valid But Above Normal Operating Range - Most Severe |
| 1578 | 1339 | 1 | Amber | Warning | Exhaust Gas Temperature Cylinder 17 - Data Valid But Below Normal Operating Range - Moderately |
| 1579 | 1363 | 0 | Red | Stop / Shutdown | Engine Cylinder 12 (B6) Knock - Data Valid But Above Normal Operating Range - Moderately Severe |
| 1581 | 1365 | 0 | Red | Stop / Shutdown | Engine Cylinder 14 (B7) Knock - Data Valid But Above Normal Operating Range - Moderately Severe |
| 1582 | 1367 | 0 | Red | Stop / Shutdown | Engine Cylinder 16 (B8) Knock - Data Valid But Above Normal Operating Range - Moderately Severe |
| 1583 | 1367 | 0 | Red | Stop / Shutdown | Engine Cylinder 16 (B8) Knock - Data Valid But Above Normal Operating Range - Most Severe Level |

# F2500C / F2500CS / F2500W / MF2500C / MF2500CS / MF2500CL /SD2500C / SD2500CS / SD2550C / SD2550CS / SD2500W / SD2500WS - Diesel Engine Failure-Codes chart

| Fault Code | SPN | FMI | Lamp Color | SPN Description | Cumins Description |
|---|---|---|---|---|---|
| 1584 | 1367 | 4 | Amber | Warning | Engine Cylinder 16 (B8) Knock Sensor Circuit - Voltage Below Normal or Shorted to Low Source |
| 1585 | 1367 | 3 | Amber | Warning | Engine Cylinder 16 (B8) Knock Sensor Circuit - Voltage Above Normal or Shorted to High Source |
| 1586 | 1368 | 0 | Amber | Warning | Engine Cylinder 17 (A9) Knock - Data Valid But Above Normal Operating Range - Least Severe Level |
| 1587 | 1368 | 0 | Red | Stop / Shutdown | Engine Cylinder 17 (A9) Knock - Data Valid But Above Normal Operating Range - Moderately Severe |
| 1588 | 1368 | 0 | Red | Stop / Shutdown | Engine Cylinder 17 (A9) Knock - Data Valid But Above Normal Operating Range - Most Severe Level |
| 1589 | 1368 | 4 | Amber | Warning | Engine Cylinder 17 (A9) Knock Sensor Circuit - Voltage Below Normal or Shorted to Low Source |
| 1591 | 1368 | 3 | Amber | Warning | Engine Cylinder 17 (A9) Knock Sensor Circuit - Voltage Above Normal or Shorted to High Source |
| 1592 | 1369 | 0 | Amber | Warning | Engine Cylinder 18 (B9) Knock - Data Valid But Above Normal Operating Range - Least Severe Level |
| 1593 | 1369 | 0 | Red | Stop / Shutdown | Engine Cylinder 18 (B9) Knock - Data Valid But Above Normal Operating Range - Moderately Severe |
| 1594 | 1370 | 0 | Amber | Warning | Engine Cylinder 19 (A10) Knock - Data Valid But Above Normal Operating Range - Least Severe |
| 1595 | 974 | 3 | Amber | Warning | Remote Accelerator Pedal or Lever Position Sensor 1 Circuit - Voltage Above Normal or Shorted to |
| 1596 | 441 | 4 | Maintenance | Maintenance | Auxiliary Temperature Sensor Input 1 Circuit - Voltage Below Normal or Shorted to Low Source |
| 1597 | 629 | 12 | Maintenance | Maintenance | Engine Control Module Critical Internal Failure - Bad Intelligent Device or Component |
| 1598 | 1323 | 0 | Maintenance | Maintenance | Exhaust Gas Temperature Cylinder 1 - Data Valid But Below Normal Operating Range - Moderately |
| 1599 | 1333 | 1 | Maintenance | Maintenance | Exhaust Gas Temperature Cylinder 11 - Data Valid But Below Normal Operating Range - Moderately |
| 1611 | 1334 | 1 | Maintenance | Maintenance | Exhaust Gas Temperature Cylinder 12 - Data Valid But Below Normal Operating Range - Moderately |

# F2500C / F2500CS / F2500W / MF2500C / MF2500CS / MF2500CL /SD2500C / SD2500CS / SD2550C / SD2550CS / SD2500W / SD2500WS
## - Diesel Engine Failure-Codes chart

| Fault Code | SPN | FMI | Lamp Color | SPN Description | Cumins Description |
|---|---|---|---|---|---|
| 1612 | 1335 | 1 | Maintenance | Maintenance | Exhaust Gas Temperature Cylinder 13 - Data Valid But Below Normal Operating Range - Moderately |
| 1613 | 1336 | 1 | Maintenance | Maintenance | Exhaust Gas Temperature Cylinder 14 - Data Valid But Below Normal Operating Range - Moderately |
| 1614 | 1337 | 1 | Maintenance | Maintenance | Exhaust Gas Temperature Cylinder 15 - Data Valid But Below Normal Operating Range - Moderately |
| 1615 | 1338 | 1 | Maintenance | Maintenance | Exhaust Gas Temperature Cylinder 16 - Data Valid But Below Normal Operating Range - Moderately |
| 1616 | 1340 | 1 | Maintenance | Maintenance | Exhaust Gas Temperature Cylinder 18 - Data Valid But Below Normal Operating Range - Moderately |
| 1617 | 1341 | 1 | Maintenance | Maintenance | Exhaust Gas Temperature Cylinder 19 - Data Valid But Below Normal Operating Range - Moderately |
| 1618 | 1137 | 3 | Maintenance | Maintenance | Exhaust Gas Temperature Sensor Circuit Cylinder 1 (A1) - Voltage Above Normal or Shorted to High |
| 1619 | 1140 | 3 | Maintenance | Maintenance | Exhaust Gas Temperature Sensor Circuit Cylinder 4 (B2) - Voltage Above Normal or Shorted to High |
| 1621 | 1387 | 4 | Amber | Warning | Auxiliary Pressure Sensor Input 1 Circuit - Voltage Below Normal or Shorted to Low Source |
| 1622 | 659 | 5 | Amber | Warning | Injector Solenoid Driver Cylinder 9 Circuit - Current Below Normal or Open Circuit |
| 1623 | 657 | 6 | Amber | Warning | Injector Solenoid Driver Cylinder 7 Circuit - Current Above Normal or Grounded Circuit |
| 1624 | 667 | 6 | Amber | Warning | Injector Solenoid Driver Cylinder 17 Circuit - Current Above Normal or Grounded Circuit |
| 1625 | 27 | 0 | Amber | Warning | EGR Valve Position - Data Valid But Above Normal Operating Range - Moderately Severe Level |
| 1626 | 3351 | 4 | Amber | Warning | BPV Valve Control Circuit - Voltage Below Normal or Shorted to Low Source |
| 1627 | 3351 | 3 | Amber | Warning | BPV Valve Control Circuit - Voltage Above Normal or Shorted to High Source |
| 1628 | 3352 | 2 | Amber | Warning | BPV Valve Drive - Data Erratic, Intermittent, or Incorrect |

# F2500C / F2500CS / F2500W / MF2500C / MF2500CS / MF2500CL /SD2500C / SD2500CS / SD2550C / SD2550CS / SD2500W / SD2500WS
## - Diesel Engine Failure-Codes chart

| Fault Code | SPN | FMI | Lamp Color | SPN Description | Cumins Description |
|---|---|---|---|---|---|
| 1629 | 3352 | 0 | Amber | Warning | BPV Valve Drive - Data Valid But Above Normal Operating Range - Most Severe Level |
| 1631 | 3352 | 3 | Amber | Warning | BPV Valve Position Circuit - Voltage Above Normal or Shorted to High Source |
| 1632 | 3352 | 4 | Amber | Warning | BPV Valve Position Circuit - Voltage Below Normal or Shorted to Low Source |
| 1633 | 625 | 2 | Amber | Warning | Komnet Datalink Cannot Transmit - Data Erratic, Intermittent, or Incorrect |
| 1634 | 1128 | 0 | Amber | Warning | Intake Manifold 2 Pressure - Data Valid But Above Normal Operating Range - Moderately Severe |
| 1635 | 1128 | 1 | Amber | Warning | Intake Manifold 2 Pressure - Data Valid But Below Normal Operating Range - Moderately Severe |
| 1636 | 1128 | 3 | Amber | Warning | Intake Manifold 2 Pressure Sensor Circuit - Voltage Above Normal or Shorted to High Source |
| 1637 | 1128 | 4 | Amber | Warning | Intake Manifold 2 Pressure Sensor Circuit - Voltage Below Normal or Shorted to Low Source |
| 1638 | 1128 | 1 | Maintenance | Maintenance | Intake Manifold 2 Pressure - Data Valid But Below Normal Operating Range - Least Severe Level |
| 1642 | 3358 | 4 | Amber | Warning | Engine Exhaust Gas Recirculation Intake Pressure Sensor Circuit - Voltage Below Normal or Shorted |
| 1649 | 3451 | 1 | None | None | Engine Multiple Cylinder Spark Voltage - Data Valid But Below Normal Operating Range - Least |
| 1651 | 3451 | 0 | None | None | Engine Multiple Cylinder Spark Voltage - Data Valid But Above Normal Operating Range - Least |
| 1652 | 3451 | 2 | Amber | Warning | Engine Multiple Cylinder Spark Voltage - Data Erratic, Intermittent, or Incorrect |
| 1653 | 3358 | 3 | Amber | Warning | Engine Exhaust Gas Recirculation Intake Pressure Sensor Circuit - Voltage Above Normal or Shorted |
| 1654 | 1323 | 11 | Amber | Warning | Engine Misfire Cylinder 1 - Condition Exists |
| 1655 | 1324 | 11 | Amber | Warning | Engine Misfire Cylinder 2 - Condition Exists |

# F2500C / F2500CS / F2500W / MF2500C / MF2500CS / MF2500CL /SD2500C / SD2500CS / SD2550C / SD2550CS / SD2500W / SD2500WS
## - Diesel Engine Failure-Codes chart

| Fault Code | SPN | FMI | Lamp Color | SPN Description | Cumins Description |
|---|---|---|---|---|---|
| 1656 | 1325 | 11 | Amber | Warning | Engine Misfire Cylinder 3 - Condition Exists |
| 1657 | 1326 | 11 | Amber | Warning | Engine Misfire Cylinder 4 - Condition Exists |
| 1658 | 1327 | 11 | Amber | Warning | Engine Misfire Cylinder 5 - Condition Exists |
| 1659 | 1328 | 11 | Amber | Warning | Engine Misfire Cylinder 6 - Condition Exists |
| 1661 | 1329 | 11 | Amber | Warning | Engine Misfire Cylinder 7 - Condition Exists |
| 1662 | 1330 | 11 | Amber | Warning | Engine Misfire Cylinder 8 - Condition Exists |
| 1663 | 3241 | 13 | Amber | Warning | Aftertreatment Exhaust Gas Temperature 1 Swapped - Out of Calibration |
| 1664 | 4796 | 11 | Amber | Warning | Aftertreatment 1 Diesel Oxidation Catalyst Missing - Condition Exists |
| 1665 | 3241 | 4 | Amber | Warning | Aftertreatment Exhaust Gas Temperature 1 Circuit - Voltage Below Normal or Shorted to Low Source |
| 1666 | 3241 | 3 | Amber | Warning | Aftertreatment Exhaust Gas Temperature 1 Circuit - Voltage Above Normal or Shorted to High |
| 1667 | 3241 | 2 | Amber | Warning | Aftertreatment Exhaust Gas Temperature 1 - Data Erratic, Intermittent, or Incorrect |
| 1668 | 1761 | 4 | Amber | Warning | Aftertreatment 1 Diesel Exhaust Fluid Tank Level Sensor Circuit - Voltage Below Normal or Shorted |
| 1669 | 1761 | 3 | Amber | Warning | Aftertreatment 1 Diesel Exhaust Fluid Tank Level Sensor Circuit - Voltage Above Normal or Shorted |
| 1671 | 1761 | 1 | Amber | Warning | Aftertreatment 1 Diesel Exhaust Fluid Tank Level - Data Valid But Below Normal Operating Range - |
| 1672 | 1761 | 0 | Amber | Warning | Aftertreatment 1 Diesel Exhaust Fluid Tank Level - Data Valid But Above Normal Operating Range - |
| 1673 | 1761 | 1 | Amber | Warning | Aftertreatment 1 Diesel Exhaust Fluid Tank Level - Data Valid But Below Normal Operating Range - |

# F2500C / F2500CS / F2500W / MF2500C / MF2500CS / MF2500CL /SD2500C / SD2500CS / SD2550C / SD2550CS / SD2500W / SD2500WS
## - Diesel Engine Failure-Codes chart

| Fault Code | SPN | FMI | Lamp Color | SPN Description | Cumins Description |
|---|---|---|---|---|---|
| 1674 | 3249 | 4 | Amber | Warning | Aftertreatment Exhaust Gas Temperature 2 Circuit - Voltage Below Normal or Shorted to Low Source |
| 1675 | 3249 | 3 | Amber | Warning | Aftertreatment Exhaust Gas Temperature 2 Circuit - Voltage Above Normal or Shorted to High |
| 1676 | 3249 | 2 | Amber | Warning | Aftertreatment Exhaust Gas Temperature 2 - Data Erratic, Intermittent, or Incorrect |
| 1677 | 3031 | 4 | Amber | Warning | Aftertreatment 1 Diesel Exhaust Fluid Tank Temperature Sensor - Voltage Below Normal or Shorted |
| 1678 | 3031 | 3 | Amber | Warning | Aftertreatment 1 Diesel Exhaust Fluid Tank Temperature Sensor - Voltage Above Normal or Shorted |
| 1679 | 3031 | 2 | Amber | Warning | Aftertreatment 1 Diesel Exhaust Fluid Tank Temperature - Data Erratic, Intermittent, or Incorrect |
| 1681 | 3361 | 12 | Amber | Warning | Aftertreatment 1 Diesel Exhaust Fluid Dosing Unit - Bad Intelligent Device or Component |
| 1682 | 3362 | 11 | Amber | Warning | Aftertreatment 1 Diesel Exhaust Fluid Dosing Unit Input Lines - Condition Exists |
| 1683 | 3363 | 3 | Amber | Warning | Aftertreatment 1 Diesel Exhaust Fluid Tank Heater - Voltage Above Normal or Shorted to High |
| 1684 | 3363 | 4 | Amber | Warning | Aftertreatment 1 Diesel Exhaust Fluid Tank Heater - Voltage Below Normal or Shorted to Low Source |
| 1685 | 3364 | 4 | Amber | Warning | Aftertreatment Diesel Exhaust Fluid Quality Sensor Circuit - Voltage Below Normal or Shorted to Low |
| 1686 | 3364 | 3 | Amber | Warning | Aftertreatment Diesel Exhaust Fluid Quality Sensor Circuit - Voltage Above Normal or Shorted to High |
| 1687 | 3050 | 0 | Amber | Warning | Catalyst Over Temperature - Data Valid But Above Normal Operating Range - Most Severe Level |
| 1688 | 3360 | 12 | Amber | Warning | Aftertreatment Diesel Exhaust Fluid Controller - Bad Intelligent Device or Component |
| 1689 | 251 | 2 | Amber | Warning | Real Time Clock - Data Erratic, Intermittent, or Incorrect |
| 1691 | 5298 | 1 | Amber | Warning | Aftertreatment 1 Diesel Oxidation Catalyst Conversion Efficiency - Data Valid But Below Normal |

# F2500C / F2500CS / F2500W / MF2500C / MF2500CS / MF2500CL /SD2500C / SD2500CS / SD2550C / SD2550CS / SD2500W / SD2500WS
## - Diesel Engine Failure-Codes chart

| Fault Code | SPN | FMI | Lamp Color | SPN Description | Cumins Description |
|---|---|---|---|---|---|
| 1692 | 3234 | 4 | Amber | Warning | Aftertreatment Outlet NOx Sensor - Voltage Below Normal or Shorted to Low Source |
| 1693 | 3234 | 3 | Amber | Warning | Aftertreatment Outlet NOx Sensor - Voltage Above Normal or Shorted to High Source |
| 1694 | 3226 | 2 | Amber | Warning | Aftertreatment 1 Outlet NOx Sensor - Data Erratic, Intermittent, or Incorrect |
| 1695 | 3513 | 3 | Amber | Warning | Sensor Supply 5 Circuit - Voltage Above Normal or Shorted to High Source |
| 1696 | 3513 | 4 | Amber | Warning | Sensor Supply 5 Circuit - Voltage Below Normal or Shorted to Low Source |
| 1697 | 3489 | 3 | Amber | Warning | Air Supply Actuator - Voltage Above Normal or Shorted to High Source |
| 1698 | 3489 | 4 | Amber | Warning | Air Supply Actuator - Voltage Below Normal or Shorted to Low Source |
| 1699 | 1761 | 2 | Amber | Warning | Aftertreatment 1 Diesel Exhaust Fluid Tank Level Sensor - Data Erratic, Intermittent, or Incorrect |
| 1711 | 3361 | 9 | Amber | Warning | Aftertreatment 1 Diesel Exhaust Fluid Dosing Unit - Abnormal Update Rate |
| 1712 | 3363 | 1 | Amber | Warning | Aftertreatment 1 Diesel Exhaust Fluid Tank Heater - Data Valid But Below Normal Operating Range - |
| 1713 | 3363 | 0 | Amber | Warning | Aftertreatment 1 Diesel Exhaust Fluid Tank Heater - Data Valid But Above Normal Operating Range - |
| 1714 | 3364 | 13 | Amber | Warning | Aftertreatment Diesel Exhaust Fluid Quality - Out of Calibration |
| 1715 | 3364 | 11 | Amber | Warning | Aftertreatment Diesel Exhaust Fluid Quality - Root Cause Not Known |
| 1716 | 441 | 0 | None | None | Auxiliary Temperature Sensor Input 1 Circuit - Data Valid But Above Normal Operating Range - Least |
| 1717 | 3241 | 0 | None | None | Aftertreatment Exhaust Gas Temperature 1 - Data Valid But Above Normal Operating Range - Least |
| 1718 | 1322 | 11 | Amber | Warning | Engine Misfire for Multiple Cylinders - Condition Exists |

# F2500C / F2500CS / F2500W / MF2500C / MF2500CS / MF2500CL /SD2500C / SD2500CS / SD2550C / SD2550CS / SD2500W / SD2500WS
## - Diesel Engine Failure-Codes chart

| Fault Code | SPN | FMI | Lamp Color | SPN Description | Cumins Description |
|---|---|---|---|---|---|
| 1719 | 520342 | 11 | Amber | Warning | Lost Communication with High Speed CAN Communication Bus - Condition Exists |
| 1721 | 520343 | 12 | Amber | Warning | High Speed CAN Fuel Level - Bad Intelligent Device or Component |
| 1722 | 520344 | 12 | Amber | Warning | High Speed CAN Key Switch Off Time - Bad Intelligent Device or Component |
| 1723 | 520345 | 12 | Amber | Warning | High Speed CAN Vehicle Speed - Bad Intelligent Device or Component |
| 1724 | 520346 | 11 | Amber | Warning | Lost Communication with ABS Control Module - Condition Exists |
| 1725 | 520347 | 11 | Amber | Warning | Lost Communication with Body Control Module - Condition Exists |
| 1726 | 520348 | 11 | Amber | Warning | Incorrect Immobilizer Key - Condition Exists |
| 1727 | 1361 | 3 | Amber | Warning | Engine Cylinder 10 Knock Sensor Circuit - Voltage Above Normal or Shorted to High Source |
| 1728 | 1362 | 3 | Amber | Warning | Engine Cylinder 11 Knock Sensor Circuit - Voltage Above Normal or Shorted to High Source |
| 1729 | 1363 | 3 | Amber | Warning | Engine Cylinder 12 Knock Sensor Circuit - Voltage Above Normal or Shorted to High Source |
| 1731 | 1364 | 3 | Amber | Warning | Engine Cylinder 13 Knock Sensor Circuit - Voltage Above Normal or Shorted to High Source |
| 1732 | 1365 | 3 | Amber | Warning | Engine Cylinder 14 Knock Sensor Circuit - Voltage Above Normal or Shorted to High Source |
| 1733 | 1366 | 3 | Amber | Warning | Engine Cylinder 15 Knock Sensor Circuit - Voltage Above Normal or Shorted to High Source |
| 1734 | 1367 | 3 | Amber | Warning | Engine Cylinder 16 Knock Sensor Circuit - Voltage Above Normal or Shorted to High Source |
| 1735 | 1368 | 3 | Amber | Warning | Engine Cylinder 17 Knock Sensor Circuit - Voltage Above Normal or Shorted to High Source |
| 1736 | 1369 | 3 | Amber | Warning | Engine Cylinder 18 Knock Sensor Circuit - Voltage Above Normal or Shorted to High Source |

# F2500C / F2500CS / F2500W / MF2500C / MF2500CS / MF2500CL /SD2500C / SD2500CS / SD2550C / SD2550CS / SD2500W / SD2500WS
## - Diesel Engine Failure-Codes chart

| Fault Code | SPN | FMI | Lamp Color | SPN Description | Cumins Description |
|---|---|---|---|---|---|
| 1737 | 3464 | 12 | Red | Stop / Shutdown | Engine Throttle Control Actuator - Bad Intelligent Device or Component |
| 1738 | 3464 | 11 | Amber | Warning | Engine Throttle Control Actuator - Root Cause Not Known |
| 1739 | 3464 | 11 | Amber | Warning | Engine Throttle Control Actuator - Condition Exists |
| 1741 | 3464 | 0 | Amber | Warning | Engine Throttle Control Actuator Temperature - Data Valid But Above Normal Operating Range - |
| 1742 | 3464 | 0 | Amber | Warning | Engine Throttle Control Actuator Temperature - Data Valid But Above Normal Operating Range - |
| 1743 | 3465 | 3 | Red | Stop / Shutdown | Engine Throttle Control Actuator 2 Circuit - Voltage Above Normal or Shorted to High Source |
| 1744 | 3465 | 4 | Red | Stop / Shutdown | Engine Throttle Control Actuator 2 Circuit - Voltage Below Normal or Shorted to Low Source |
| 1745 | 3465 | 2 | Red | Stop / Shutdown | Engine Throttle Control Actuator 2 - Data Erratic, Intermittent, or Incorrect |
| 1746 | 3465 | 7 | Red | Stop / Shutdown | Engine Throttle Control Actuator 2 - Mechanical System Not Responding or Out of Adjustment |
| 1747 | 3465 | 12 | Red | Stop / Shutdown | Engine Throttle Control Actuator 2 - Bad Intelligent Device or Component |
| 1748 | 3465 | 11 | Amber | Warning | Engine Throttle Actuator 2 Control - Root Cause Not Known |
| 1749 | 3465 | 11 | Amber | Warning | Engine Throttle Actuator 2 Control - Condition Exists |
| 1751 | 3465 | 0 | Amber | Warning | Engine Throttle Actuator 2 Control - Data Valid But Above Normal Operating Range - Least Severe |
| 1752 | 3465 | 0 | Amber | Warning | Engine Throttle Control Actuator 2 Temperature - Data Valid But Above Normal Operating Range - |
| 1753 | 2807 | 3 | Amber | Warning | Engine Fuel Shutoff Valve 2 Circuit - Voltage Above Normal or Shorted to High Source |
| 1754 | 3468 | 3 | Amber | Warning | Engine Fuel Temperature Sensor 2 Circuit - Voltage Above Normal or Shorted to High Source |

# F2500C / F2500CS / F2500W / MF2500C / MF2500CS / MF2500CL /SD2500C / SD2500CS / SD2550C / SD2550CS / SD2500W / SD2500WS
## - Diesel Engine Failure-Codes chart

| Fault Code | SPN | FMI | Lamp Color | SPN Description | Cumins Description |
|---|---|---|---|---|---|
| 1755 | 3468 | 4 | Amber | Warning | Engine Fuel Temperature Sensor 2 Circuit - Voltage Below Normal or Shorted to Low Source |
| 1756 | 3467 | 3 | Amber | Warning | Gas Mass Flow 2 Sensor Circuit - Voltage Above Normal or Shorted to High Source |
| 1757 | 3467 | 4 | Amber | Warning | Gas Mass Flow 2 Sensor Circuit - Voltage Below Normal or Shorted to Low Source |
| 1758 | 3467 | 2 | Amber | Warning | Gas Mass Flow 2 - Data Erratic, Intermittent, or Incorrect |
| 1759 | 1443 | 2 | Red | Stop / Shutdown | Engine Fuel Valve 2 Position - Data Erratic, Intermittent, or Incorrect |
| 1761 | 1442 | 2 | Red | Stop / Shutdown | Engine Fuel Valve 1 Position - Data Erratic, Intermittent, or Incorrect |
| 1762 | 1131 | 0 | Red | Stop / Shutdown | Intake Manifold 2 Temperature - Data Valid But Above Normal Operating Range - Moderately Severe |
| 1765 | 3466 | 3 | Amber | Warning | Engine Fuel Valve 2 Intake Pressure Sensor Circuit - Voltage Above Normal or Shorted to High |
| 1766 | 3466 | 4 | Amber | Warning | Engine Fuel Valve 2 Intake Pressure Sensor Circuit - Voltage Below Normal or Shorted to Low |
| 1767 | 3469 | 3 | Amber | Warning | Engine Gas Control Valve Outlet Pressure 2 Circuit - Voltage Above Normal or Shorted to High |
| 1768 | 3469 | 4 | Amber | Warning | Engine Gas Control Valve Outlet Pressure 2 Circuit - Voltage Below Normal or Shorted to Low |
| 1769 | 3607 | 3 | Amber | Warning | Engine Emergency Shutdown Indication Circuit - Voltage Above Normal or Shorted to High Source |
| 1771 | 3607 | 4 | Amber | Warning | Engine Emergency Shutdown Indication Circuit - Voltage Below Normal or Shorted to Low Source |
| 1772 | 3644 | 3 | Amber | Warning | Engine Derate Request Circuit - Voltage Above Normal or Shorted to High Source |
| 1773 | 3644 | 4 | Amber | Warning | Engine Derate Request Circuit - Voltage Below Normal or Shorted to Low Source |
| 1774 | 3589 | 3 | Amber | Warning | Engine Oil Priming Pump Control Circuit - Voltage Above Normal or Shorted to High Source |

# F2500C / F2500CS / F2500W / MF2500C / MF2500CS / MF2500CL /SD2500C / SD2500CS / SD2550C / SD2550CS / SD2500W / SD2500WS
## - Diesel Engine Failure-Codes chart

| Fault Code | SPN | FMI | Lamp Color | SPN Description | Cumins Description |
|---|---|---|---|---|---|
| 1775 | 3589 | 4 | Amber | Warning | Engine Oil Priming Pump Control Circuit - Voltage Below Normal or Shorted to Low Source |
| 1776 | 2634 | 3 | Amber | Warning | Power Relay Driver Circuit - Voltage Above Normal or Shorted to High Source |
| 1777 | 2634 | 4 | Amber | Warning | Power Relay Driver Circuit - Voltage Below Normal or Shorted to Low Source |
| 1778 | 3604 | 3 | Amber | Warning | Engine Block/Coolant Pre-heater Control Circuit - Voltage Above Normal or Shorted to High Source |
| 1779 | 3604 | 4 | Amber | Warning | Engine Block/Coolant Pre-heater Control Circuit - Voltage Below Normal or Shorted to Low Source |
| 1781 | 3606 | 3 | Amber | Warning | Engine Controlled Shutdown Request Circuit - Voltage Above Normal or Shorted to High Source |
| 1782 | 3606 | 4 | Amber | Warning | Engine Controlled Shutdown Request Circuit - Voltage Below Normal or Shorted to Low Source |
| 1783 | 3605 | 3 | Amber | Warning | Engine Coolant Circulating Pump Control Circuit - Voltage Above Normal or Shorted to High Source |
| 1784 | 3605 | 4 | Amber | Warning | Engine Coolant Circulating Pump Control Circuit - Voltage Below Normal or Shorted to Low Source |
| 1785 | 3550 | 11 | Amber | Warning | Engine Oil Priming Pump Manual On Switch - Root Cause Not Known |
| 1786 | 3589 | 11 | Amber | Warning | Engine Oil Priming Pump Control - Root Cause Not Known |
| 1787 | 3551 | 1 | Amber | Warning | Engine Oil Priming State - Post-Lubrication - Data Valid But Below Normal Operating Range - |
| 1788 | 3551 | 1 | Amber | Warning | Engine Oil Priming State - Maintenance Lubrication - Data Valid But Below Normal Operating Range |
| 1789 | 3551 | 1 | Red | Stop / Shutdown | Engine Oil Priming State - Pre-Lubrication - Data Valid But Below Normal Operating Range - Most |
| 1791 | 1204 | 11 | Red | Stop / Shutdown | Electrical Load, Failure to Meet Load and/or Speed Demand - Condition Exists |
| 1792 | 4079 | 11 | Amber | Warning | Generator Governing Speed Command: Engine Low Idle/Rated Speed with Genset Breakers Closed |

# F2500C / F2500CS / F2500W / MF2500C / MF2500CS / MF2500CL /SD2500C / SD2500CS / SD2550C / SD2550CS / SD2500W / SD2500WS
## - Diesel Engine Failure-Codes chart

| Fault Code | SPN | FMI | Lamp Color | SPN Description | Cumins Description |
|---|---|---|---|---|---|
| 1793 | 190 | 7 | Amber | Warning | Engine Crankshaft Speed/Position Mismatch Between ECMs - Mechanical System Not Responding |
| 1794 | 3584 | 11 | Red | Stop / Shutdown | Undesired Thermal Situation Detected - Condition Exists |
| 1795 | 3675 | 3 | Amber | Warning | Engine Turbocharger Compressor Bypass Actuator Position Sensor - Voltage Above Normal or |
| 1796 | 3675 | 4 | Amber | Warning | Engine Turbocharger Compressor Bypass Actuator Position Sensor - Voltage Below Normal or |
| 1797 | 3470 | 3 | Amber | Warning | Engine Turbocharger Compressor Bypass Actuator Control Command Circuit - Voltage Above |
| 1798 | 3470 | 4 | Amber | Warning | Engine Turbocharger Compressor Bypass Actuator Control Command Circuit - Voltage Below |
| 1799 | 3470 | 7 | Amber | Warning | Engine Turbocharger Compressor Bypass Actuator Control Command - Mechanical System Not |
| 1811 | 3601 | 3 | Amber | Warning | Engine Fuel Shutoff Valve Leak Test Control Circuit - Voltage Above Normal or Shorted to High |
| 1812 | 3601 | 4 | Amber | Warning | Engine Fuel Shutoff Valve Leak Test Control Circuit - Voltage Below Normal or Shorted to Low |
| 1813 | 3601 | 1 | Amber | Warning | Engine Fuel Shutoff Valve Leak Test - Data Valid But Below Normal Operating Range - Moderately |
| 1814 | 3601 | 1 | Red | Stop / Shutdown | Engine Fuel Shutoff Valve Leak Test - Data Valid But Below Normal Operating Range - Most Severe |
| 1815 | 3602 | 3 | Amber | Warning | Engine Oil Pre-heater Control Circuit - Voltage Above Normal or Shorted to High Source |
| 1816 | 3602 | 4 | Amber | Warning | Engine Oil Pre-heater Control Circuit - Voltage Below Normal or Shorted to Low Source |
| 1817 | 3602 | 11 | Amber | Warning | Engine Oil Pre-heater Control Circuit Breaker Tripped - Condition Exists |
| 1818 | 3552 | 11 | Amber | Warning | Engine Oil Pre-heated State - Root Cause Not Known |
| 1819 | 3583 | 11 | Amber | Warning | Common AC Auxiliaries Circuit Breaker Tripped - Condition Exists |

# F2500C / F2500CS / F2500W / MF2500C / MF2500CS / MF2500CL /SD2500C / SD2500CS / SD2550C / SD2550CS / SD2500W / SD2500WS
## - Diesel Engine Failure-Codes chart

| Fault Code | SPN | FMI | Lamp Color | SPN Description | Cumins Description |
|---|---|---|---|---|---|
| 1821 | 190 | 11 | Red | Stop / Shutdown | Engine Crankshaft Speed/Position, Very Low Engine Speed Detected When Engine is Supposed to |
| 1822 | 3676 | 1 | Red | Stop / Shutdown | Engine Aftercooler Coolant Level (LT) - Data Valid But Below Normal Operating Range - Most Severe |
| 1823 | 3676 | 1 | Amber | Warning | Engine Aftercooler Coolant Level (LT) - Data Valid But Below Normal Operating Range - Least |
| 1824 | 175 | 11 | Amber | Warning | Engine Oil Temperature Sensor 1 Circuit, Too Cold for High Idle - Condition Exists |
| 1825 | 3548 | 0 | Amber | Warning | Engine Waste Oil Reservoir Level - Data Valid But Above Normal Operating Range - Least Severe |
| 1826 | 520357 | 11 | Red | Stop / Shutdown | Incompatible Software Version Determined in Slave Controller - Condition Exists |
| 1827 | 1390 | 3 | Amber | Warning | Engine Fuel Valve 1 Intake Pressure Sensor Circuit - Voltage Above Normal or Shorted to High |
| 1828 | 1390 | 4 | Amber | Warning | Engine Fuel Valve 1 Intake Pressure Sensor Circuit - Voltage Below Normal or Shorted to Low |
| 1829 | 3608 | 11 | Red | Stop / Shutdown | Engine Fuel Shutoff Vent Valve Feedback Position Does Not Match Desired - Root Cause Not Known |
| 1831 | 632 | 11 | Red | Stop / Shutdown | Engine Fuel Shutoff Valve Feedback Position Does Not Match Desired - Root Cause Not Known |
| 1832 | 2807 | 11 | Red | Stop / Shutdown | Engine Fuel Shutoff Valve 2 Feedback Position Does Not Match Desired - Root Cause Not Known |
| 1833 | 3604 | 11 | Amber | Warning | Engine Block/Coolant Pre-heater Control Breaker Tripped - Condition Exists |
| 1834 | 3605 | 11 | Amber | Warning | Engine Coolant Circulating Pump Breaker Tripped - Condition Exists |
| 1835 | 3589 | 11 | Amber | Warning | Engine Oil Priming Pump Control Breaker Tripped - Condition Exists |
| 1836 | 2981 | 1 | Red | Stop / Shutdown | Engine Secondary Coolant Circuit Coolant Pressure - Data Valid But Below Normal Operating Range |
| 1837 | 723 | 2 | Red | Stop / Shutdown | Engine Camshaft Speed/Position Sensor - Data Erratic, Intermittent, or Incorrect |

# F2500C / F2500CS / F2500W / MF2500C / MF2500CS / MF2500CL /SD2500C / SD2500CS / SD2550C / SD2550CS / SD2500W / SD2500WS
## - Diesel Engine Failure-Codes chart

| Fault Code | SPN | FMI | Lamp Color | SPN Description | Cumins Description |
|---|---|---|---|---|---|
| 1838 | 2452 | 0 | Red | Stop / Shutdown | kW Electrical Load Signal - Data Valid But Above Normal Operating Range - Most Severe Level |
| 1839 | 159 | 3 | Amber | Warning | Gas Supply (Regulated) Pressure Sensor Circuit - Voltage Above Normal or Shorted to High Source |
| 1841 | 159 | 4 | Amber | Warning | Gas Supply (Regulated) Pressure Sensor Circuit - Voltage Below Normal or Shorted to Low Source |
| 1842 | 647 | 11 | Amber | Warning | Fan Control Circuit Breaker - Condition Exists |
| 1843 | 101 | 3 | Amber | Warning | Crankcase Pressure Circuit - Voltage Above Normal or Shorted to High Source |
| 1844 | 101 | 4 | Amber | Warning | Crankcase Pressure Circuit - Voltage Below Normal or Shorted to Low Source |
| 1845 | 97 | 3 | Maintenance | Maintenance | Water in Fuel Indicator Sensor Circuit - Voltage Above Normal or Shorted to High Source |
| 1846 | 97 | 4 | Maintenance | Maintenance | Water in Fuel Indicator Sensor Circuit - Voltage Below Normal or Shorted to Low Source |
| 1847 | 110 | 14 | Red | Stop / Shutdown | Engine Coolant Temperature - Special Instructions |
| 1848 | 105 | 10 | Amber | Warning | Intake Manifold 1 Temperature - Abnormal Rate of Change |
| 1849 | 3241 | 10 | Amber | Warning | Aftertreatment Exhaust Gas Temperature 1 - Abnormal Rate of Change |
| 1851 | 3249 | 10 | Amber | Warning | Aftertreatment Exhaust Gas Temperature 2 - Abnormal Rate of Change |
| 1852 | 97 | 0 | Amber | Warning | Water in Fuel Indicator - Data Valid But Above Normal Operating Range - Moderately Severe Level |
| 1853 | 2791 | 11 | Amber | Warning | EGR Valve Control Circuit - Condition Exists |
| 1854 | 641 | 11 | Amber | Warning | VGT Actuator Driver Circuit - Condition Exists |
| 1855 | 2659 | 0 | Amber | Warning | EGR Mass Flow - Data Valid But Above Normal Operating Range - Moderately Severe Level |

# F2500C / F2500CS / F2500W / MF2500C / MF2500CS / MF2500CL /SD2500C / SD2500CS / SD2550C / SD2550CS / SD2500W / SD2500WS
## - Diesel Engine Failure-Codes chart

| Fault Code | SPN | FMI | Lamp Color | SPN Description | Cumins Description |
|---|---|---|---|---|---|
| 1856 | 2659 | 1 | Amber | Warning | EGR Mass Flow - Data Valid But Below Normal Operating Range - Moderately Severe Level |
| 1857 | 411 | 11 | Amber | Warning | Exhaust Gas Recirculation Differential Pressure Sensor Autozero Failure - Condition Exists |
| 1858 | 3217 | 3 | Amber | Warning | Aftertreatment Intake Oxygen Sensor Circuit - Voltage Above Normal or Shorted to High Source |
| 1859 | 3217 | 4 | Amber | Warning | Aftertreatment Intake Oxygen Sensor Circuit - Voltage Below Normal or Shorted to Low Source |
| 1861 | 3217 | 2 | Amber | Warning | Aftertreatment Intake Oxygen Sensor - Data Erratic, Intermittent, or Incorrect |
| 1862 | 3227 | 3 | Amber | Warning | Aftertreatment Outlet Oxygen Sensor Circuit - Voltage Above Normal or Shorted to High Source |
| 1863 | 3227 | 4 | Amber | Warning | Aftertreatment Outlet Oxygen Sensor Circuit - Voltage Below Normal or Shorted to Low Source |
| 1864 | 3227 | 2 | Amber | Warning | Aftertreatment Outlet Oxygen Sensor - Data Erratic, Intermittent, or Incorrect |
| 1866 | 411 | 2 | Amber | Warning | Exhaust Gas Recirculation Differential Pressure - Data Erratic, Intermittent, or Incorrect |
| 1867 | 412 | 2 | Amber | Warning | Exhaust Gas Recirculation Temperature - Data Erratic, Intermittent, or Incorrect |
| 1868 | 132 | 11 | Amber | Warning | Engine Intake Air Mass Flow Sensor Autozero Failure - Condition Exists |
| 1876 | 3245 | 3 | Amber | Warning | Aftertreatment Exhaust Gas Temperature 3 Circuit - Voltage Above Normal or Shorted to High |
| 1877 | 3245 | 4 | Amber | Warning | Aftertreatment Exhaust Gas Temperature 3 Circuit - Voltage Below Normal or Shorted to Low Source |
| 1878 | 3245 | 2 | Amber | Warning | Aftertreatment Exhaust Gas Temperature 3 - Data Erratic, Intermittent, or Incorrect |
| 1879 | 3251 | 3 | Amber | Warning | Aftertreatment Diesel Particulate Filter Differential Pressure Sensor Circuit - Voltage Above Normal or |
| 1881 | 3251 | 4 | Amber | Warning | Aftertreatment Diesel Particulate Filter Differential Pressure Sensor Circuit - Voltage Below Normal or |

# F2500C / F2500CS / F2500W / MF2500C / MF2500CS / MF2500CL /SD2500C / SD2500CS / SD2550C / SD2550CS / SD2500W / SD2500WS
# - Diesel Engine Failure-Codes chart

| Fault Code | SPN | FMI | Lamp Color | SPN Description | Cumins Description |
|---|---|---|---|---|---|
| 1882 | 3251 | 11 | Amber | Warning | Aftertreatment Particulate Filter Differential Pressure Sensor Autozero Failure - Condition Exists |
| 1883 | 3251 | 2 | Amber | Warning | Aftertreatment Diesel Particulate Filter Differential Pressure - Data Erratic, Intermittent, or Incorrect |
| 1884 | 3216 | 3 | Amber | Warning | Aftertreatment 1 Intake NOx Sensor Circuit - Voltage Above Normal or Shorted to High Source |
| 1885 | 3216 | 4 | Amber | Warning | Aftertreatment 1 Intake NOx Sensor Circuit - Voltage Below Normal or Shorted to Low Source |
| 1886 | 3226 | 3 | Amber | Warning | Aftertreatment 1 Outlet NOx Sensor Circuit - Voltage Above Normal or Shorted to High Source |
| 1887 | 3226 | 4 | Amber | Warning | Aftertreatment 1 Outlet NOx Sensor Circuit - Voltage Below Normal or Shorted to Low Source |
| 1888 | 91 | 2 | Maintenance | Maintenance | SAE J1939 Multiplexed Accelerator Pedal or Lever Sensor System - Received Network Data in Error |
| 1889 | 974 | 2 | Maintenance | Maintenance | SAE J1939 Multiplexing Remote Accelerator Pedal or Lever Sensor System - Received Network Data |
| 1891 | 1378 | 11 | Amber | Warning | Engine Oil Change Interval - Condition Exists |
| 1892 | 84 | 1 | Amber | Warning | Wheel-Based Vehicle Speed - Data Valid But Below Normal Operating Range - Moderately Severe |
| 1893 | 2791 | 9 | Amber | Warning | EGR Valve Control Circuit - Abnormal Update Rate |
| 1894 | 641 | 9 | Amber | Warning | VGT Actuator Driver Circuit - Abnormal Update Rate |
| 1895 | 2791 | 12 | Amber | Warning | EGR Valve Controller - Bad Intelligent Device or Component |
| 1896 | 2791 | 13 | Amber | Warning | EGR Valve Controller - Out of Calibration |
| 1897 | 641 | 12 | Amber | Warning | VGT Actuator Controller - Bad Intelligent Device or Component |
| 1898 | 641 | 13 | Amber | Warning | VGT Actuator Controller - Out of Calibration |

# F2500C / F2500CS / F2500W / MF2500C / MF2500CS / MF2500CL /SD2500C / SD2500CS / SD2550C / SD2550CS / SD2500W / SD2500WS
## - Diesel Engine Failure-Codes chart

| Fault Code | SPN | FMI | Lamp Color | SPN Description | Cumins Description |
|---|---|---|---|---|---|
| 1899 | 411 | 1 | Amber | Warning | Exhaust Gas Recirculation Differential Pressure - Data Valid But Below Normal Operating Range - |
| 1911 | 157 | 0 | Amber | Warning | Injector Metering Rail 1 Pressure - Data Valid But Above Normal Operating Range - Most Severe |
| 1912 | 520358 | 11 | Amber | Warning | Utility Loss of Phase - Condition Exists |
| 1913 | 520359 | 11 | Amber | Warning | Genset Loss of Phase - Condition Exists |
| 1914 | 520360 | 11 | Amber | Warning | Utility Phase Rotation - Condition Exists |
| 1915 | 520361 | 11 | Amber | Warning | Genset Phase Rotation - Condition Exists |
| 1916 | 2534 | 11 | None | None | Utility in Sync - Condition Exists |
| 1919 | 2946 | 2 | Amber | Warning | Engine Mixer Intake Relative Humidity - Data Erratic, Intermittent, or Incorrect |
| 1921 | 3251 | 0 | Amber | Warning | Aftertreatment Diesel Particulate Filter Differential Pressure - Data Valid But Above Normal Operating |
| 1922 | 3251 | 0 | Red | Stop / Shutdown | Aftertreatment Diesel Particulate Filter Differential Pressure - Data Valid But Above Normal Operating |
| 1923 | 3482 | 3 | Amber | Warning | Aftertreatment Fuel Shutoff Valve Circuit - Voltage Above Normal or Shorted to High Source |
| 1924 | 3482 | 4 | Amber | Warning | Aftertreatment Fuel Shutoff Valve Circuit - Voltage Below Normal or Shorted to Low Source |
| 1925 | 3482 | 2 | Amber | Warning | Aftertreatment Fuel Shutoff Valve - Data Erratic, Intermittent, or Incorrect |
| 1926 | 3480 | 2 | Amber | Warning | Aftertreatment Fuel Pressure Sensor - Data Erratic, Intermittent, or Incorrect |
| 1927 | 3480 | 3 | Amber | Warning | Aftertreatment Fuel Pressure Sensor Circuit - Voltage Above Normal or Shorted to High Source |
| 1928 | 3480 | 4 | Amber | Warning | Aftertreatment Fuel Pressure Sensor Circuit - Voltage Below Normal or Shorted to Low Source |

# F2500C / F2500CS / F2500W / MF2500C / MF2500CS / MF2500CL /SD2500C / SD2500CS / SD2550C / SD2550CS / SD2500W / SD2500WS
## - Diesel Engine Failure-Codes chart

| Fault Code | SPN | FMI | Lamp Color | SPN Description | Cumins Description |
|---|---|---|---|---|---|
| 1929 | 3556 | 3 | Amber | Warning | Aftertreatment Doser Circuit - Voltage Above Normal or Shorted to High Source |
| 1931 | 3556 | 4 | Amber | Warning | Aftertreatment Doser Circuit - Voltage Below Normal or Shorted to Low Source |
| 1932 | 3556 | 2 | Amber | Warning | Aftertreatment Doser - Data Erratic, Intermittent, or Incorrect |
| 1933 | 3598 | 0 | Amber | Warning | ECU Power Output Supply Voltage 2 - Data Valid But Above Normal Operating Range - Moderately |
| 1934 | 3598 | 1 | Amber | Warning | ECU Power Output Supply Voltage 2 - Data Valid But Below Normal Operating Range - Moderately |
| 1935 | 2791 | 11 | Amber | Warning | EGR Actuator Driver Circuit - Root Cause Not Known |
| 1936 | 3598 | 3 | Amber | Warning | ECU Power Output Supply Voltage 2 - Voltage Above Normal or Shorted to High Source |
| 1937 | 3598 | 4 | Amber | Warning | ECU Power Output Supply Voltage 2 - Voltage Below Normal or Shorted to Low Source |
| 1938 | 3597 | 1 | Amber | Warning | ECU Power Output Supply Voltage 1 - Data Valid But Below Normal Operating Range - Moderately |
| 1939 | 3597 | 3 | Amber | Warning | ECU Power Output Supply Voltage 1 - Voltage Above Normal or Shorted to High Source |
| 1941 | 3597 | 4 | Amber | Warning | ECU Power Output Supply Voltage 1 - Voltage Below Normal or Shorted to Low Source |
| 1942 | 101 | 2 | Amber | Warning | Crankcase Pressure - Data Erratic, Intermittent, or Incorrect |
| 1943 | 3555 | 1 | None | None | Ambient Air Density - Data Valid But Below Normal Operating Range - Least Severe Level |
| 1945 | 1122 | 5 | Amber | Warning | Generator Alternator Bearing 1 Temperature Circuit - Current Below Normal or Open Circuit |
| 1946 | 1122 | 0 | Amber | Warning | Generator Alternator Bearing 1 Temperature - Data Valid But Above Normal Operating Range - |
| 1947 | 1122 | 0 | Red | Stop / Shutdown | Generator Alternator Bearing 1 Temperature - Data Valid But Above Normal Operating Range - Most |

# F2500C / F2500CS / F2500W / MF2500C / MF2500CS / MF2500CL /SD2500C / SD2500CS / SD2550C / SD2550CS / SD2500W / SD2500WS
## - Diesel Engine Failure-Codes chart

| Fault Code | SPN | FMI | Lamp Color | SPN Description | Cumins Description |
|---|---|---|---|---|---|
| 1948 | 1123 | 0 | Amber | Warning | Generator Alternator Bearing 2 Temperature - Data Valid But Above Normal Operating Range - |
| 1949 | 1123 | 0 | Red | Stop / Shutdown | Generator Alternator Bearing 2 Temperature - Data Valid But Above Normal Operating Range - Most |
| 1951 | 520196 | 11 | Amber | Warning | PLC Internal Battery - Condition Exists |
| 1952 | 520197 | 11 | Red | Stop / Shutdown | PLC Input or Output Card - Condition Exists |
| 1953 | 1237 | 11 | Amber | Warning | Operator Initiated Shutdown Override - Condition Exists |
| 1954 | 520198 | 11 | Red | Stop / Shutdown | Generator Alternator Diode - Condition Exists |
| 1955 | 1125 | 0 | Amber | Warning | Generator Alternator Winding 2 Temperature - Data Valid But Above Normal Operating Range - |
| 1956 | 1126 | 0 | Amber | Warning | Generator Alternator Winding 3 Temperature - Data Valid But Above Normal Operating Range - |
| 1957 | 1124 | 0 | Red | Stop / Shutdown | Generator Alternator Winding 1 Temperature - Data Valid But Above Normal Operating Range - Most |
| 1958 | 1125 | 0 | Red | Stop / Shutdown | Generator Alternator Winding 2 Temperature - Data Valid But Above Normal Operating Range - Most |
| 1959 | 1126 | 0 | Red | Stop / Shutdown | Generator Alternator Winding 3 Temperature - Data Valid But Above Normal Operating Range - Most |
| 1961 | 2791 | 0 | Amber | Warning | EGR Valve Control Circuit Over Temperature - Data Valid But Above Normal Operating Range - |
| 1962 | 641 | 0 | Amber | Warning | VGT Actuator Driver Over Temperature (Calculated) - Data Valid But Above Normal Operating Range |
| 1963 | 3482 | 7 | Amber | Warning | Aftertreatment Fuel Shutoff Valve - Mechanical System Not Responding or Out of Adjustment |
| 1964 | 3556 | 7 | Amber | Warning | Aftertreatment Doser - Mechanical System Not Responding or Out of Adjustment |
| 1965 | 3241 | 0 | Amber | Warning | Aftertreatment Exhaust Gas Temperature 1 - Data Valid But Above Normal Operating Range - |

# F2500C / F2500CS / F2500W / MF2500C / MF2500CS / MF2500CL /SD2500C / SD2500CS / SD2550C / SD2550CS / SD2500W / SD2500WS - Diesel Engine Failure-Codes chart

| Fault Code | SPN | FMI | Lamp Color | SPN Description | Cumins Description |
|---|---|---|---|---|---|
| 1966 | 3241 | 0 | Red | Stop / Shutdown | Aftertreatment Exhaust Gas Temperature 1 - Data Valid But Above Normal Operating Range - Most |
| 1967 | 3249 | 0 | None | None | Aftertreatment Exhaust Gas Temperature 2 - Data Valid But Above Normal Operating Range - Least |
| 1968 | 3249 | 0 | Amber | Warning | Aftertreatment Exhaust Gas Temperature 2 - Data Valid But Above Normal Operating Range - |
| 1969 | 3249 | 0 | Red | Stop / Shutdown | Aftertreatment Exhaust Gas Temperature 2 - Data Valid But Above Normal Operating Range - Most |
| 1971 | 3245 | 0 | None | None | Aftertreatment Exhaust Gas Temperature 3 - Data Valid But Above Normal Operating Range - Least |
| 1972 | 3245 | 0 | Amber | Warning | Aftertreatment Exhaust Gas Temperature 3 - Data Valid But Above Normal Operating Range - |
| 1973 | 3245 | 0 | Red | Stop / Shutdown | Aftertreatment Exhaust Gas Temperature 3 - Data Valid But Above Normal Operating Range - Most |
| 1974 | 101 | 0 | Maintenance | Maintenance | Crankcase Pressure - Data Valid But Above Normal Operating Range - Least Severe Level |
| 1975 | 2791 | 0 | None | None | EGR Valve Control Circuit Temperature - Data Valid But Above Normal Operating Range - Least |
| 1976 | 641 | 0 | None | None | VGT Actuator Driver Temperature - Data Valid But Above Normal Operating Range - Least Severe |
| 1977 | 3556 | 5 | Amber | Warning | Aftertreatment Doser Circuit - Current Below Normal or Open Circuit |
| 1978 | 3938 | 3 | Amber | Warning | Generator Speed/Load Governing Bias Circuit - Voltage Above Normal or Shorted to High Source |
| 1979 | 3938 | 4 | Amber | Warning | Generator Speed/Load Governing Bias Circuit - Voltage Below Normal or Shorted to Low Source |
| 1981 | 3936 | 0 | Amber | Warning | Aftertreatment 1 Diesel Particulate Filter System - Data Valid But Above Normal Operating Range - |
| 1982 | 3050 | 0 | Red | Stop / Shutdown | Catalyst Over Temperature - Data Valid But Above Normal Operating Range - Most Severe Level |
| 1983 | 3050 | 0 | Amber | Warning | Catalyst Over Temperature - Data Valid But Above Normal Operating Range - Moderately Severe |

# F2500C / F2500CS / F2500W / MF2500C / MF2500CS / MF2500CL /SD2500C / SD2500CS / SD2550C / SD2550CS / SD2500W / SD2500WS
## - Diesel Engine Failure-Codes chart

| Fault Code | SPN | FMI | Lamp Color | SPN Description | Cumins Description |
|---|---|---|---|---|---|
| 1984 | 1131 | 0 | Amber | Warning | Intake Manifold 2 Temperature - Data Valid But Above Normal Operating Range - Moderately Severe |
| 1985 | 1132 | 0 | Amber | Warning | Intake Manifold 3 Temperature - Data Valid But Above Normal Operating Range - Moderately Severe |
| 1986 | 1133 | 0 | Amber | Warning | Intake Manifold 4 Temperature - Data Valid But Above Normal Operating Range - Moderately Severe |
| 1987 | 1802 | 0 | Amber | Warning | Intake Manifold 5 Temperature - Data Valid But Above Normal Operating Range - Moderately Severe |
| 1988 | 1803 | 0 | Amber | Warning | Intake Manifold 6 Temperature - Data Valid But Above Normal Operating Range - Moderately Severe |
| 1989 | 520276 | 11 | Amber | Warning | Real Power (kW) - Failure to Meet Demand - Condition Exists |
| 1991 | 520277 | 11 | Amber | Warning | Reative Power (kVAR) - Failure to Meet Demand - Condition Exists |
| 1992 | 190 | 0 | Red | Stop / Shutdown | Engine Crankshaft Speed/Position - Data Valid But Above Normal Operating Range - Moderately |
| 1993 | 4795 | 11 | Amber | Warning | Aftertreatment 1 Diesel Particulate Filter Missing - Condition Exists |
| 1994 | 5018 | 11 | Amber | Warning | Aftertreatment Diesel Oxidation Catalyst Face Plugged - Root Cause Not Known |
| 1995 | 3050 | 11 | Red | Stop / Shutdown | Catalyst Missing - Condition Exists |
| 1996 | 3064 | 0 | Red | Stop / Shutdown | Aftertreatment Particulate Trap Matter - Data Valid But Above Normal Operating Range - Most |
| 1997 | 3064 | 0 | Maintenance | Maintenance | Aftertreatment Particulate Trap Matter - Data Valid But Above Normal Operating Range - Least |
| 1998 | 3064 | 0 | Amber | Warning | Aftertreatment Particulate Trap Matter - Data Valid But Above Normal Operating Range - Moderately |
| 1999 | 520278 | 0 | Amber | Warning | Genset Paralleling Time - Data Valid But Above Normal Operating Range - Moderately Severe Level |
| 2111 | 52 | 3 | Amber | Warning | Coolant Temperature 2 (LT) Sensor Circuit - Voltage Above Normal or Shorted to High Source |

# F2500C / F2500CS / F2500W / MF2500C / MF2500CS / MF2500CL /SD2500C / SD2500CS / SD2550C / SD2550CS / SD2500W / SD2500WS
## - Diesel Engine Failure-Codes chart

| Fault Code | SPN | FMI | Lamp Color | SPN Description | Cumins Description |
|---|---|---|---|---|---|
| 2112 | 52 | 4 | Amber | Warning | Coolant Temperature 2 (LT) Sensor Circuit - Voltage Below Normal or Shorted to Low Source |
| 2113 | 52 | 0 | Amber | Warning | Coolant Temperature 2 (LT) - Data Valid But Above Normal Operating Range - Moderately Severe |
| 2114 | 52 | 0 | Red | Stop / Shutdown | Coolant Temperature 2 (LT) - Data Valid But Above Normal Operating Range - Most Severe Level |
| 2115 | 2981 | 3 | Amber | Warning | Engine Secondary Coolant Circuit Coolant Pressure Sensor Circuit - Voltage Above Normal or |
| 2116 | 2981 | 4 | Amber | Warning | Engine Secondary Coolant Circuit Coolant Pressure Sensor Circuit - Voltage Below Normal or |
| 2117 | 2981 | 1 | Amber | Warning | Engine Secondary Coolant Circuit Coolant Pressure - Data Valid But Below Normal Operating Range |
| 2118 | 135 | 0 | Amber | Warning | Fuel Delivery Pressure 1 - Data Valid But Above Normal Operating Range - Moderately Severe Level |
| 2119 | 135 | 1 | Amber | Warning | Fuel Delivery Pressure 1 - Data Valid But Below Normal Operating Range - Moderately Severe Level |
| 2121 | 1137 | 0 | Amber | Warning | Exhaust Gas Temperature Cylinder 1 (A1) - Data Valid But Above Normal Operating Range - |
| 2122 | 1139 | 0 | Amber | Warning | Exhaust Gas Temperature Cylinder 3 (A2) - Data Valid But Above Normal Operating Range - |
| 2123 | 1141 | 0 | Amber | Warning | Exhaust Gas Temperature Cylinder 5 (A3) - Data Valid But Above Normal Operating Range - |
| 2124 | 1143 | 0 | Amber | Warning | Exhaust Gas Temperature Cylinder 7 (A4) - Data Valid But Above Normal Operating Range - |
| 2125 | 1145 | 0 | Amber | Warning | Exhaust Gas Temperature Cylinder 9 (A5) - Data Valid But Above Normal Operating Range - |
| 2126 | 1147 | 0 | Amber | Warning | Exhaust Gas Temperature Cylinder 11 (A6) - Data Valid But Above Normal Operating Range - |
| 2127 | 1149 | 0 | Amber | Warning | Exhaust Gas Temperature Cylinder 13 (A7) - Data Valid But Above Normal Operating Range - |
| 2128 | 1151 | 0 | Amber | Warning | Exhaust Gas Temperature Cylinder 15 (A8) - Data Valid But Above Normal Operating Range - |

# F2500C / F2500CS / F2500W / MF2500C / MF2500CS / MF2500CL /SD2500C / SD2500CS / SD2550C / SD2550CS / SD2500W / SD2500WS
## - Diesel Engine Failure-Codes chart

| Fault Code | SPN | FMI | Lamp Color | SPN Description | Cumins Description |
|---|---|---|---|---|---|
| 2129 | 1153 | 0 | Amber | Warning | Exhaust Gas Temperature Cylinder 17 (A9) - Data Valid But Above Normal Operating Range - |
| 2131 | 1138 | 0 | Amber | Warning | Exhaust Gas Temperature Cylinder 2 (B1) - Data Valid But Above Normal Operating Range - |
| 2132 | 1140 | 0 | Amber | Warning | Exhaust Gas Temperature Cylinder 4 (B2) - Data Valid But Above Normal Operating Range - |
| 2133 | 1142 | 0 | Amber | Warning | Exhaust Gas Temperature Cylinder 6 (B3) - Data Valid But Above Normal Operating Range - |
| 2134 | 1144 | 0 | Amber | Warning | Exhaust Gas Temperature Cylinder 8 (B4) - Data Valid But Above Normal Operating Range - |
| 2135 | 1146 | 0 | Amber | Warning | Exhaust Gas Temperature Cylinder 10 (B5) - Data Valid But Above Normal Operating Range - |
| 2136 | 1148 | 0 | Amber | Warning | Exhaust Gas Temperature Cylinder 12 (B6) - Data Valid But Above Normal Operating Range - |
| 2137 | 1150 | 0 | Amber | Warning | Exhaust Gas Temperature Cylinder 14 (B7) - Data Valid But Above Normal Operating Range - |
| 2138 | 1152 | 0 | Amber | Warning | Exhaust Gas Temperature Cylinder 16 (B8) - Data Valid But Above Normal Operating Range - |
| 2139 | 1154 | 0 | Amber | Warning | Exhaust Gas Temperature Cylinder 18 (B9) - Data Valid But Above Normal Operating Range - |
| 2141 | 1320 | 3 | Amber | Warning | Externally Supplied Air Pressure Signal Circuit - Voltage Above Normal or Shorted to High Source |
| 2142 | 1320 | 4 | Amber | Warning | Externally Supplied Air Pressure Signal Circuit - Voltage Below Normal or Shorted to Low Source |
| 2143 | 1320 | 0 | Amber | Warning | Externally Supplied Air Pressure - Data Valid But Above Normal Operating Range - Moderately |
| 2144 | 1152 | 0 | Red | Stop / Shutdown | Exhaust Gas Temperature Cylinder 16 (B8) - Data Valid But Above Normal Operating Range - Most |
| 2145 | 1154 | 0 | Red | Stop / Shutdown | Exhaust Gas Temperature Cylinder 18 (B9) - Data Valid But Above Normal Operating Range - Most |
| 2146 | 1153 | 4 | Maintenance | Maintenance | Exhaust Gas Temperature Sensor Circuit Cylinder 17 (A9) - Voltage Below Normal or Shorted to Low |

# F2500C / F2500CS / F2500W / MF2500C / MF2500CS / MF2500CL /SD2500C / SD2500CS / SD2550C / SD2550CS / SD2500W / SD2500WS
## - Diesel Engine Failure-Codes chart

| Fault Code | SPN | FMI | Lamp Color | SPN Description | Cumins Description |
|---|---|---|---|---|---|
| 2147 | 1154 | 4 | Maintenance | Maintenance | Exhaust Gas Temperature Sensor Circuit Cylinder 18 (B9) - Voltage Below Normal or Shorted to Low |
| 2148 | 1339 | 0 | Amber | Warning | Engine Gas Temperature Deviation High for Cylinder 17 - Data Valid But Above Normal Operating |
| 2149 | 1340 | 0 | Amber | Warning | Engine Gas Temperature Deviation High for Cylinder 18 - Data Valid But Above Normal Operating |
| 2151 | 1339 | 1 | Maintenance | Maintenance | Exhaust Gas Temperature Deviation Low for Cylinder 17 - Data Valid But Below Normal Operating |
| 2152 | 1340 | 1 | Maintenance | Maintenance | Exhaust Gas Temperature Deviation Low for Cylinder 18 - Data Valid But Below Normal Operating |
| 2153 | 3549 | 1 | Red | Stop / Shutdown | Post-Oil Filter Pressure - Data Valid But Below Normal Operating Range - Most Severe Level |
| 2154 | 3549 | 3 | Amber | Warning | Post-Oil Filter Pressure Sensor Circuit - Voltage Above Normal or Shorted to High Source |
| 2155 | 3549 | 4 | Amber | Warning | Post-Oil Filter Pressure Sensor Circuit - Voltage Below Normal or Shorted to Low Source |
| 2157 | 1131 | 10 | Red | Stop / Shutdown | Intake Manifold 2 Temperature - Abnormal Rate of Change |
| 2158 | 1132 | 10 | Red | Stop / Shutdown | Intake Manifold 3 Temperature - Abnormal Rate of Change |
| 2159 | 1133 | 10 | Red | Stop / Shutdown | Intake Manifold 4 Temperature - Abnormal Rate of Change |
| 2161 | 1175 | 0 | Amber | Warning | Turbocharger 4 Compressor Intake Temperature - Data Valid But Above Normal Operating Range - |
| 2162 | 1174 | 0 | Amber | Warning | Turbocharger 3 Compressor Intake Temperature - Data Valid But Above Normal Operating Range - |
| 2163 | 1174 | 3 | Amber | Warning | Turbocharger 3 Compressor Intake Temperature Sensor Circuit - Voltage Above Normal or Shorted |
| 2164 | 1174 | 4 | Amber | Warning | Turbocharger 3 Compressor Intake Temperature Sensor Circuit - Voltage Below Normal or Shorted |
| 2165 | 1175 | 3 | Amber | Warning | Turbocharger 4 Compressor Intake Temperature Sensor Circuit - Voltage Above Normal or Shorted |

# F2500C / F2500CS / F2500W / MF2500C / MF2500CS / MF2500CL /SD2500C / SD2500CS / SD2550C / SD2550CS / SD2500W / SD2500WS
## - Diesel Engine Failure-Codes chart

| Fault Code | SPN | FMI | Lamp Color | SPN Description | Cumins Description |
|---|---|---|---|---|---|
| 2166 | 1175 | 4 | Amber | Warning | Turbocharger 4 Compressor Intake Temperature Sensor Circuit - Voltage Below Normal or Shorted |
| 2167 | 1178 | 0 | Amber | Warning | Turbocharger 3 Compressor Intake Pressure - Data Valid But Above Normal Operating Range - |
| 2168 | 1179 | 0 | Amber | Warning | Turbocharger 4 Compressor Intake Pressure - Data Valid But Above Normal Operating Range - |
| 2169 | 1178 | 1 | Amber | Warning | Turbocharger 3 Compressor Intake Pressure - Data Valid But Below Normal Operating Range - |
| 2171 | 1179 | 1 | Amber | Warning | Turbocharger 4 Compressor Intake Pressure - Data Valid But Below Normal Operating Range - |
| 2172 | 1178 | 3 | Amber | Warning | Turbocharger 3 Compressor Intake Pressure Sensor Circuit - Voltage Above Normal or Shorted to |
| 2173 | 1178 | 4 | Amber | Warning | Turbocharger 3 Compressor Intake Pressure Sensor Circuit - Voltage Below Normal or Shorted to |
| 2174 | 1179 | 3 | Amber | Warning | Turbocharger 4 Compressor Intake Pressure Sensor Circuit - Voltage Above Normal or Shorted to |
| 2175 | 1179 | 4 | Amber | Warning | Turbocharger 4 Compressor Intake Pressure Sensor Circuit - Voltage Below Normal or Shorted to |
| 2176 | 105 | 0 | Maintenance | Maintenance | Intake Manifold 1 Temperature - Data Valid But Above Normal Operating Range - Least Severe Level |
| 2177 | 1131 | 0 | Maintenance | Maintenance | Intake Manifold 2 Temperature - Data Valid But Above Normal Operating Range - Least Severe Level |
| 2178 | 1132 | 0 | Maintenance | Maintenance | Intake Manifold 3 Temperature - Data Valid But Above Normal Operating Range - Least Severe Level |
| 2179 | 1133 | 0 | Maintenance | Maintenance | Intake Manifold 4 Temperature - Data Valid But Above Normal Operating Range - Least Severe Level |
| 2181 | 647 | 3 | Red | Stop / Shutdown | Fan Control Signal Circuit - Voltage Above Normal or Shorted to High Source |
| 2182 | 1072 | 3 | Amber | Warning | Engine Brake Actuator Driver 1 Circuit - Voltage Above Normal or Shorted to High Source |
| 2183 | 1072 | 4 | Amber | Warning | Engine Brake Actuator Driver 1 Circuit - Voltage Below Normal or Shorted to Low Source |

# F2500C / F2500CS / F2500W / MF2500C / MF2500CS / MF2500CL /SD2500C / SD2500CS / SD2550C / SD2550CS / SD2500W / SD2500WS
## - Diesel Engine Failure-Codes chart

| Fault Code | SPN | FMI | Lamp Color | SPN Description | Cumins Description |
|---|---|---|---|---|---|
| 2184 | 633 | 11 | Amber | Warning | Electronic Fuel Injection Control Valve Circuit - Root Cause Not Known |
| 2185 | 3512 | 3 | Amber | Warning | Sensor Supply 4 Circuit - Voltage Above Normal or Shorted to High Source |
| 2186 | 3512 | 4 | Amber | Warning | Sensor Supply 4 Circuit - Voltage Below Normal or Shorted to Low Source |
| 2187 | 648 | 0 | Amber | Warning | Exhaust Back Pressure - Data Valid But Above Normal Operating Range - Moderately Severe Level |
| 2188 | 724 | 3 | Amber | Warning | Heated Oxygen Sensor Circuit - Voltage Above Normal or Shorted to High Source |
| 2189 | 51 | 7 | Amber | Warning | Throttle Plate Leaking - Mechanical System Not Responding or Out of Adjustment |
| 2191 | 102 | 11 | Amber | Warning | Intake Manifold 1 Pressure Sensor - Condition Exists |
| 2192 | 724 | 4 | Amber | Warning | Heated Oxygen Sensor Circuit - Voltage Below Normal or Shorted to Low Source |
| 2193 | 111 | 0 | Amber | Warning | Coolant Level - Data Valid But Above Normal Operating Range - Moderately Severe Level |
| 2194 | 1388 | 11 | Amber | Warning | Auxiliary Pressure Sensor Input 2 Circuit - Root Cause Not Known |
| 2195 | 703 | 14 | Red | Stop / Shutdown | Auxiliary Equipment Sensor Input 3 Engine Protection Critical - Special Instructions |
| 2196 | 175 | 1 | Amber | Warning | Engine Oil Temperature - Data Valid But Below Normal Operating Range - Moderately Severe Level |
| 2197 | 441 | 11 | Amber | Warning | Auxiliary Temperature Sensor Input 1 Circuit - Root Cause Not Known |
| 2198 | 641 | 11 | Amber | Warning | VGT Actuator Driver Circuit - Root Cause Not Known |
| 2199 | 190 | 10 | None | None | Engine Speed - Abnormal Rate of Change |
| 2211 | 520214 | 3 | Amber | Warning | Fuel Heater Signal Circuit - Voltage Above Normal or Shorted to High Source |

# F2500C / F2500CS / F2500W / MF2500C / MF2500CS / MF2500CL /SD2500C / SD2500CS / SD2550C / SD2550CS / SD2500W / SD2500WS
## - Diesel Engine Failure-Codes chart

| Fault Code | SPN | FMI | Lamp Color | SPN Description | Cumins Description |
|---|---|---|---|---|---|
| 2212 | 520214 | 4 | Amber | Warning | Fuel Heater Signal Circuit - Voltage Below Normal or Shorted to Low Source |
| 2213 | 1659 | 3 | Amber | Warning | Coolant System Thermostat Circuit - Voltage Above Normal or Shorted to High Source |
| 2214 | 1659 | 4 | Amber | Warning | Coolant System Thermostat Circuit - Voltage Below Normal or Shorted to Low Source |
| 2215 | 94 | 1 | Amber | Warning | Fuel Pump Delivery Pressure - Data Valid But Below Normal Operating Range - Moderately Severe |
| 2216 | 94 | 0 | Amber | Warning | Fuel Pump Delivery Pressure - Data Valid But Above Normal Operating Range - Moderately Severe |
| 2217 | 630 | 11 | Amber | Warning | Engine Control Module Calibration Program Memory (RAM) Corruption - Condition Exists |
| 2218 | 611 | 11 | Amber | Warning | Sudden Vehicle Speed Deceleration - Condition Exists |
| 2219 | 724 | 0 | Amber | Warning | Heated Oxygen Sensor - Data Valid But Above Normal Operating Range - Moderately Severe Level |
| 2221 | 724 | 1 | Amber | Warning | Heated Oxygen Sensor - Data Valid But Below Normal Operating Range - Moderately Severe Level |
| 2222 | 96 | 3 | Amber | Warning | Fuel Level (Main Tank) Sensor Circuit - Voltage Above Normal or Shorted to High Source |
| 2223 | 96 | 4 | Amber | Warning | Fuel Level (Main Tank) Sensor Circuit - Voltage Below Normal or Shorted to Low Source |
| 2224 | 96 | 2 | Amber | Warning | Fuel Level (Main Tank) - Data Erratic, Intermittent, or Incorrect |
| 2225 | 605 | 3 | Amber | Warning | Refrigerant High Pressure Switch Circuit - Voltage Above Normal or Shorted to High Source |
| 2226 | 605 | 4 | Amber | Warning | Refrigerant High Pressure Switch Circuit - Voltage Below Normal or Shorted to Low Source |
| 2228 | 135 | 0 | Red | Stop / Shutdown | Fuel Delivery Pressure 1 - Data Valid But Above Normal Operating Range - Most Severe Level |
| 2229 | 724 | 13 | Amber | Warning | Heated Oxygen Sensor Circuit - Out of Calibration |

# F2500C / F2500CS / F2500W / MF2500C / MF2500CS / MF2500CL /SD2500C / SD2500CS / SD2550C / SD2550CS / SD2500W / SD2500WS
## - Diesel Engine Failure-Codes chart

| Fault Code | SPN | FMI | Lamp Color | SPN Description | Cumins Description |
|---|---|---|---|---|---|
| 2231 | 1352 | 3 | Amber | Warning | Engine Cylinder 1 (A1) Knock Sensor Circuit - Voltage Above Normal or Shorted to High Source |
| 2232 | 1353 | 3 | Amber | Warning | Engine Cylinder 2 (B1) Knock Sensor Circuit - Voltage Above Normal or Shorted to High Source |
| 2233 | 1354 | 3 | Amber | Warning | Engine Cylinder 3 (A2) Knock Sensor Circuit - Voltage Above Normal or Shorted to High Source |
| 2234 | 1355 | 3 | Amber | Warning | Engine Cylinder 4 (B2) Knock Sensor Circuit - Voltage Above Normal or Shorted to High Source |
| 2235 | 1356 | 3 | Amber | Warning | Engine Cylinder 5 (A3) Knock Sensor Circuit - Voltage Above Normal or Shorted to High Source |
| 2236 | 1357 | 3 | Amber | Warning | Engine Cylinder 6 (B3) Knock Sensor Circuit - Voltage Above Normal or Shorted to High Source |
| 2237 | 1358 | 3 | Amber | Warning | Engine Cylinder 7 (A4) Knock Sensor Circuit - Voltage Above Normal or Shorted to High Source |
| 2238 | 1359 | 3 | Amber | Warning | Engine Cylinder 8 (B4) Knock Sensor Circuit - Voltage Above Normal or Shorted to High Source |
| 2239 | 1360 | 3 | Amber | Warning | Engine Cylinder 9 (A5) Knock Sensor Circuit - Voltage Above Normal or Shorted to High Source |
| 2241 | 1802 | 0 | Red | Stop / Shutdown | Intake Manifold 5 Temperature - Data Valid But Above Normal Operating Range - Most Severe Level |
| 2242 | 1802 | 3 | Amber | Warning | Intake Manifold 5 Temperature Circuit - Voltage Above Normal or Shorted to High Source |
| 2243 | 1802 | 4 | Amber | Warning | Intake Manifold 5 Temperature Circuit - Voltage Below Normal or Shorted to Low Source |
| 2244 | 1802 | 10 | Red | Stop / Shutdown | Intake Manifold 5 Temperature - Abnormal Rate of Change |
| 2245 | 1803 | 0 | Red | Stop / Shutdown | Intake Manifold 6 Temperature - Data Valid But Above Normal Operating Range - Most Severe Level |
| 2246 | 1803 | 3 | Amber | Warning | Intake Manifold 6 Temperature Circuit - Voltage Above Normal or Shorted to High Source |
| 2247 | 1803 | 4 | Amber | Warning | Intake Manifold 6 Temperature Circuit - Voltage Below Normal or Shorted to Low Source |

# F2500C / F2500CS / F2500W / MF2500C / MF2500CS / MF2500CL /SD2500C / SD2500CS / SD2550C / SD2550CS / SD2500W / SD2500WS
# - Diesel Engine Failure-Codes chart

| Fault Code | SPN | FMI | Lamp Color | SPN Description | Cumins Description |
|---|---|---|---|---|---|
| 2248 | 1803 | 10 | Red | Stop / Shutdown | Intake Manifold 6 Temperature - Abnormal Rate of Change |
| 2249 | 157 | 1 | Amber | Warning | Injector Metering Rail 1 Pressure - Data Valid But Below Normal Operating Range - Most Severe |
| 2251 | 520215 | 0 | Amber | Warning | Interstage Air Pressure 1 - Data Valid But Above Normal Operating Range - Moderately Severe Level |
| 2252 | 520215 | 1 | Amber | Warning | Interstage Air Pressure 1 - Data Valid But Below Normal Operating Range - Moderately Severe Level |
| 2253 | 520215 | 3 | Amber | Warning | Interstage Air Pressure 1 Circuit - Voltage Above Normal or Shorted to High Source |
| 2254 | 520215 | 4 | Amber | Warning | Interstage Air Pressure 1 Circuit - Voltage Below Normal or Shorted to Low Source |
| 2255 | 520216 | 0 | Amber | Warning | Interstage Air Pressure 2 - Data Valid But Above Normal Operating Range - Moderately Severe Level |
| 2256 | 520216 | 1 | Amber | Warning | Interstage Air Pressure 2 - Data Valid But Below Normal Operating Range - Moderately Severe Level |
| 2257 | 520216 | 3 | Amber | Warning | Interstage Air Pressure 2 Circuit - Voltage Above Normal or Shorted to High Source |
| 2258 | 520216 | 4 | Amber | Warning | Interstage Air Pressure 2 Circuit - Voltage Below Normal or Shorted to Low Source |
| 2259 | 94 | 13 | Amber | Warning | Fuel Pump Delivery Pressure - Out of Calibration |
| 2261 | 94 | 0 | Maintenance | Maintenance | Fuel Pump Delivery Pressure - Data Valid But Above Normal Operating Range - Least Severe Level |
| 2262 | 94 | 1 | Maintenance | Maintenance | Fuel Pump Delivery Pressure - Data Valid But Below Normal Operating Range - Least Severe Level |
| 2263 | 1800 | 0 | Amber | Warning | Battery Temperature - Data Valid But Above Normal Operating Range - Moderately Severe Level |
| 2264 | 1800 | 1 | Amber | Warning | Battery Temperature - Data Valid But Below Normal Operating Range - Moderately Severe Level |
| 2265 | 1075 | 3 | Amber | Warning | Electric Lift Pump for Engine Fuel Supply Circuit - Voltage Above Normal or Shorted to High Source |

# F2500C / F2500CS / F2500W / MF2500C / MF2500CS / MF2500CL /SD2500C / SD2500CS / SD2550C / SD2550CS / SD2500W / SD2500WS
# - Diesel Engine Failure-Codes chart

| Fault Code | SPN | FMI | Lamp Color | SPN Description | Cumins Description |
|---|---|---|---|---|---|
| 2266 | 1075 | 4 | Amber | Warning | Electric Lift Pump for Engine Fuel Supply Circuit - Voltage Below Normal or Shorted to Low Source |
| 2267 | 167 | 1 | Maintenance | Maintenance | Electrical Charging System Voltage - Data Valid But Below Normal Operating Range - Least Severe |
| 2271 | 27 | 3 | Amber | Warning | EGR Valve Position Circuit - Voltage Above Normal or Shorted to High Source |
| 2272 | 27 | 4 | Amber | Warning | EGR Valve Position Circuit - Voltage Below Normal or Shorted to Low Source |
| 2273 | 411 | 3 | Amber | Warning | Exhaust Gas Recirculation Differential Pressure Sensor Circuit - Voltage Above Normal or Shorted to |
| 2274 | 411 | 4 | Amber | Warning | Exhaust Gas Recirculation Differential Pressure Sensor Circuit - Voltage Below Normal or Shorted to |
| 2275 | 1318 | 11 | Amber | Warning | Exhaust Gas Temperature Bank 1 Greater Than Bank 2 - Condition Exists |
| 2276 | 1318 | 11 | Amber | Warning | Exhaust Gas Temperature Bank 2 Greater than Bank 1 - Root Cause Not Known |
| 2279 | 1362 | 0 | Amber | Warning | Engine Cylinder 11 (A6) Knock - Data Valid But Above Normal Operating Range - Least Severe Level |
| 2281 | 1362 | 0 | Red | Stop / Shutdown | Engine Cylinder 11 (A6) Knock - Data Valid But Above Normal Operating Range - Moderately Severe |
| 2282 | 1362 | 0 | Red | Stop / Shutdown | Engine Cylinder 11 (A6) Knock - Data Valid But Above Normal Operating Range - Most Severe Level |
| 2283 | 3548 | 0 | Amber | Warning | Waste Oil Reservoir Level - Data Valid But Above Normal Operating Range - Least Severe Level |
| 2284 | 3672 | 3 | Amber | Warning | EGR Cooler Bypass Actuator Position Circuit - Voltage Above Normal or Shorted to High Source |
| 2285 | 3672 | 4 | Amber | Warning | EGR Cooler Bypass Actuator Position Circuit - Voltage Below Normal or Shorted to Low Source |
| 2286 | 3451 | 3 | Amber | Warning | Engine Multiple Cylinder Spark Voltage Circuit - Voltage Above Normal or Shorted to High Source |
| 2287 | 3451 | 4 | Amber | Warning | Engine Multiple Cylinder Spark Voltage Circuit - Voltage Below Normal or Shorted to Low Source |

# F2500C / F2500CS / F2500W / MF2500C / MF2500CS / MF2500CL /SD2500C / SD2500CS / SD2550C / SD2550CS / SD2500W / SD2500WS
# - Diesel Engine Failure-Codes chart

| Fault Code | SPN | FMI | Lamp Color | SPN Description | Cumins Description |
|---|---|---|---|---|---|
| 2288 | 103 | 0 | None | None | Turbocharger 1 Speed - Data Valid But Above Normal Operating Range - Least Severe Level |
| 2289 | 520291 | 2 | Amber | Warning | Keyswitch Status - Data Erratic, Intermittent, or Incorrect |
| 2291 | 84 | 0 | Red | Stop / Shutdown | Wheel-Based Vehicle Speed - Data Valid But Above Normal Operating Range - Most Severe Level |
| 2292 | 611 | 0 | Amber | Warning | Fuel Inlet Meter Device - Data Valid But Above Normal Operating Range - Moderately Severe Level |
| 2293 | 611 | 1 | Amber | Warning | Fuel Inlet Meter Device flow demand lower than expected - Data Valid But Below Normal Operating |
| 2294 | 94 | 14 | Amber | Warning | High Fuel Rail Pressure Detected After Shutdown - Special Instructions |
| 2295 | 1136 | 0 | Maintenance | Maintenance | Engine ECU Temperature - Data Valid But Above Normal Operating Range - Least Severe Level |
| 2296 | 638 | 11 | Amber | Warning | Fuel Rack Actuator Driver Diagnostic Has Detected an Error - Condition Exists |
| 2297 | 611 | 11 | Amber | Warning | Priming Pump Driver Diagnostic Has Detected an Error - Condition Exists |
| 2298 | 2807 | 4 | Amber | Warning | Engine Fuel Shutoff Valve Driver 2 Circuit - Voltage Below Normal or Shorted to Low Source |
| 2299 | 157 | 2 | None | None | Injector Metering Rail 1 Pressure - Data Erratic, Intermittent, or Incorrect |
| 2311 | 633 | 11 | Amber | Warning | Electronic Fuel Injection Control Valve Circuit - Condition Exists |
| 2312 | 635 | 11 | Amber | Warning | Timing Actuator Driver Circuit - Condition Exists |
| 2313 | 1244 | 11 | Amber | Warning | Fuel Control Valve Solenoid Driver 2 Circuit - Condition Exists |
| 2314 | 1245 | 11 | Amber | Warning | Engine Timing Actuator Driver 2 Circuit Error - Condition Exists |
| 2315 | 623 | 3 | Amber | Warning | Red Stop Lamp Driver Circuit - Voltage Above Normal or Shorted to High Source |

# F2500C / F2500CS / F2500W / MF2500C / MF2500CS / MF2500CL /SD2500C / SD2500CS / SD2550C / SD2550CS / SD2500W / SD2500WS
# - Diesel Engine Failure-Codes chart

| Fault Code | SPN | FMI | Lamp Color | SPN Description | Cumins Description |
|---|---|---|---|---|---|
| 2316 | 624 | 3 | Amber | Warning | Amber Warning Lamp Driver Circuit - Voltage Above Normal or Shorted to High Source |
| 2317 | 624 | 4 | Amber | Warning | Amber Warning Lamp Driver Circuit - Voltage Below Normal or Shorted to Low Source |
| 2319 | 648 | 1 | Amber | Warning | Exhaust Back Pressure - Data Valid But Below Normal Operating Range - Moderately Severe Level |
| 2321 | 190 | 2 | None | None | Engine Crankshaft Speed/Position - Data Erratic, Intermittent, or Incorrect |
| 2322 | 723 | 2 | None | None | Engine Camshaft Speed/Position Sensor - Data Erratic, Intermittent, or Incorrect |
| 2323 | 520244 | 11 | None | None | GenSet Customer Defined Network Fault 5 - Condition Exists |
| 2324 | 520245 | 11 | None | None | GenSet Customer Defined Network Fault 6 - Condition Exists |
| 2325 | 520246 | 11 | None | None | GenSet Customer Defined Network Fault 7 - Condition Exists |
| 2326 | 520247 | 11 | None | None | GenSet Customer Defined Network Fault 8 - Condition Exists |
| 2327 | 611 | 11 | None | None | Automatic Main Utility Module Status - Condition Exists |
| 2328 | 520227 | 11 | None | None | Utility Available for Loading - Condition Exists |
| 2329 | 2470 | 11 | None | None | Utility Under Frequency - Condition Exists |
| 2331 | 2474 | 1 | None | None | Utility Voltage - Data Valid But Below Normal Operating Range - Least Severe Level |
| 2332 | 520228 | 11 | None | None | Utility Connected to Load - Condition Exists |
| 2333 | 611 | 11 | None | None | Generator Set Connected to Load - Condition Exists |
| 2334 | 611 | 11 | None | None | Power Transferred From Utility to Genset - Condition Exists |

# F2500C / F2500CS / F2500W / MF2500C / MF2500CS / MF2500CL /SD2500C / SD2500CS / SD2550C / SD2550CS / SD2500W / SD2500WS
## - Diesel Engine Failure-Codes chart

| Fault Code | SPN | FMI | Lamp Color | SPN Description | Cumins Description |
|---|---|---|---|---|---|
| 2335 | 611 | 11 | None | None | Loss of AC Phase Voltage Sensing - Condition Exists |
| 2336 | 611 | 11 | None | None | Controller Checksums Differ From Calibration Download - Condition Exists |
| 2337 | 611 | 11 | None | None | AMF Board is Present But Not Enabled - Condition Exists |
| 2338 | 611 | 11 | None | None | AMF Board is Not Present But Enabled - Condition Exists |
| 2339 | 611 | 11 | None | None | Power Down Mode Function is Enabled, But the Automatic Main Utility Module and/or the LonWorks |
| 2341 | 520217 | 0 | None | None | Genset Controller Internal Temperature - Data Valid But Above Normal Operating Range - Least |
| 2342 | 611 | 11 | None | None | Genset in Idle Mode Too Long - Condition Exists |
| 2343 | 95 | 0 | Maintenance | Maintenance | Fuel Filter Differential Pressure - Data Valid But Above Normal Operating Range - Least Severe |
| 2344 | 95 | 2 | Amber | Warning | Fuel Filter Differential Pressure - Data Erratic, Intermittent, or Incorrect |
| 2345 | 103 | 10 | Amber | Warning | Turbocharger 1 Speed - Abnormal Rate of Change |
| 2346 | 2789 | 0 | None | None | Turbocharger Turbine Intake Temperature - Data Valid But Above Normal Operating Range - Least |
| 2347 | 2629 | 0 | None | None | Turbocharger Compressor Outlet Temperature (Calculated) - Data Valid But Above Normal |
| 2348 | 27 | 13 | Amber | Warning | EGR Valve Position Circuit - Out of Calibration |
| 2349 | 2791 | 5 | Amber | Warning | EGR Valve Control Circuit - Current Below Normal or Open Circuit |
| 2351 | 2791 | 4 | Amber | Warning | EGR Valve Control Circuit - Voltage Below Normal or Shorted to Low Source |
| 2352 | 2791 | 3 | Amber | Warning | EGR Valve Control Circuit - Voltage Above Normal or Shorted to High Source |

# F2500C / F2500CS / F2500W / MF2500C / MF2500CS / MF2500CL /SD2500C / SD2500CS / SD2550C / SD2550CS / SD2500W / SD2500WS
## - Diesel Engine Failure-Codes chart

| Fault Code | SPN | FMI | Lamp Color | SPN Description | Cumins Description |
|---|---|---|---|---|---|
| 2353 | 2791 | 6 | Amber | Warning | EGR Valve Control Circuit - Current Above Normal or Grounded Circuit |
| 2355 | 2792 | 3 | Amber | Warning | VGT Air Control Shutoff Valve Circuit - Voltage Above Normal or Shorted to High Source |
| 2356 | 2792 | 4 | Amber | Warning | VGT Air Control Shutoff Valve Circuit - Voltage Below Normal or Shorted to Low Source |
| 2357 | 2791 | 7 | Amber | Warning | EGR Valve Control Circuit - Mechanical System Not Responding or Out of Adjustment |
| 2358 | 2474 | 0 | None | None | Utility Voltage - Data Valid But Above Normal Operating Range - Least Severe Level |
| 2359 | 411 | 0 | Amber | Warning | Exhaust Gas Recirculation Differential Pressure - Data Valid But Above Normal Operating Range - |
| 2361 | 625 | 9 | Amber | Warning | Proprietary Datalink Error - Abnormal Update Rate |
| 2363 | 1073 | 4 | Amber | Warning | Engine Brake Actuator Driver Output 2 Circuit - Voltage Below Normal or Shorted to Low Source |
| 2364 | 854 | 11 | Red | Stop / Shutdown | Engine Cold Start Aid - Condition Exists |
| 2365 | 1112 | 4 | Amber | Warning | Engine Brake Actuator Driver Output 3 Circuit - Voltage Below Normal or Shorted to Low Source |
| 2367 | 1073 | 3 | Amber | Warning | Engine Brake Actuator Driver Output 2 Circuit - Voltage Above Normal or Shorted to High Source |
| 2368 | 1112 | 3 | Amber | Warning | Engine Brake Actuator Driver 3 Circuit - Voltage Above Normal or Shorted to High Source |
| 2369 | 1074 | 4 | Amber | Warning | Engine (Exhaust) Brake Driver Circuit - Voltage Below Normal or Shorted to Low Source |
| 2371 | 1074 | 3 | Amber | Warning | Engine (Exhaust) Brake Driver Circuit - Voltage Above Normal or Shorted to High Source |
| 2372 | 95 | 0 | Amber | Warning | Fuel Filter Differential Pressure - Data Valid But Above Normal Operating Range - Moderately Severe |
| 2373 | 1209 | 3 | Amber | Warning | Exhaust Gas Pressure Sensor 1 Circuit - Voltage Above Normal or Shorted to High Source |

# F2500C / F2500CS / F2500W / MF2500C / MF2500CS / MF2500CL /SD2500C / SD2500CS / SD2550C / SD2550CS / SD2500W / SD2500WS
## - Diesel Engine Failure-Codes chart

| Fault Code | SPN | FMI | Lamp Color | SPN Description | Cumins Description |
|---|---|---|---|---|---|
| 2374 | 1209 | 4 | Amber | Warning | Exhaust Gas Pressure Sensor 1 Circuit - Voltage Below Normal or Shorted to Low Source |
| 2375 | 412 | 3 | Amber | Warning | Exhaust Gas Recirculation Temperature Sensor Circuit - Voltage Above Normal or Shorted to High |
| 2376 | 412 | 4 | Amber | Warning | Exhaust Gas Recirculation Temperature Sensor Circuit - Voltage Below Normal or Shorted to Low |
| 2377 | 647 | 3 | Amber | Warning | Fan Control Circuit - Voltage Above Normal or Shorted to High Source |
| 2381 | 2795 | 3 | Amber | Warning | VGT Position Sensor Circuit - Voltage Above Normal or Shorted to High Source |
| 2382 | 2795 | 4 | Amber | Warning | VGT Position Sensor Circuit - Voltage Below Normal or Shorted to Low Source |
| 2383 | 641 | 5 | Amber | Warning | VGT Actuator Driver Circuit - Current Below Normal or Open Circuit |
| 2384 | 641 | 4 | Amber | Warning | VGT Actuator Driver Circuit - Voltage Below Normal or Shorted to Low Source |
| 2385 | 641 | 3 | Amber | Warning | VGT Actuator Driver Circuit - Voltage Above Normal or Shorted to High Source |
| 2386 | 641 | 6 | Amber | Warning | VGT Actuator Driver Circuit - Current Above Normal or Grounded Circuit |
| 2387 | 641 | 7 | Amber | Warning | VGT Actuator Driver Circuit (Motor) - Mechanical System Not Responding or Out of Adjustment |
| 2388 | 2795 | 13 | Amber | Warning | VGT Position Sensor Circuit - Out of Calibration |
| 2389 | 651 | 2 | Amber | Warning | Injector Solenoid Driver Cylinder 1 - Data Erratic, Intermittent, or Incorrect |
| 2391 | 652 | 2 | Amber | Warning | Injector Solenoid Driver Cylinder 2 - Data Erratic, Intermittent, or Incorrect |
| 2392 | 653 | 2 | Amber | Warning | Injector Solenoid Driver Cylinder 3 - Data Erratic, Intermittent, or Incorrect |
| 2393 | 654 | 2 | Amber | Warning | Injector Solenoid Driver Cylinder 4 - Data Erratic, Intermittent, or Incorrect |

# F2500C / F2500CS / F2500W / MF2500C / MF2500CS / MF2500CL /SD2500C / SD2500CS / SD2550C / SD2550CS / SD2500W / SD2500WS
## - Diesel Engine Failure-Codes chart

| Fault Code | SPN | FMI | Lamp Color | SPN Description | Cumins Description |
|---|---|---|---|---|---|
| 2394 | 655 | 2 | Amber | Warning | Injector Solenoid Driver Cylinder 5 - Data Erratic, Intermittent, or Incorrect |
| 2395 | 656 | 2 | Amber | Warning | Injector Solenoid Driver Cylinder 6 - Data Erratic, Intermittent, or Incorrect |
| 2396 | 520218 | 11 | None | None | Utility Contact Failed to Close - Condition Exists |
| 2397 | 520218 | 11 | None | None | Utility Contact Failed to Open - Condition Exists |
| 2398 | 171 | 2 | Amber | Warning | Ambient Air Temperature - Data Erratic, Intermittent, or Incorrect |
| 2399 | 97 | 2 | Amber | Warning | Water in Fuel Indicator - Data Erratic, Intermittent, or Incorrect |
| 2411 | 633 | 2 | Amber | Warning | Fuel Injector Control Valve - Data Erratic, Intermittent, or Incorrect |
| 2412 | 1639 | 2 | Amber | Warning | Fan Speed - Data Erratic, Intermittent, or Incorrect |
| 2413 | 1800 | 2 | Amber | Warning | Battery 1 Temperature - Data Erratic, Intermittent, or Incorrect |
| 2416 | 1634 | 13 | Amber | Warning | Engine Control Module Calibration Memory Checksum - Out of Calibration |
| 2417 | 115 | 2 | Amber | Warning | Alternator Current - Data Erratic, Intermittent, or Incorrect |
| 2418 | 1550 | 3 | Amber | Warning | Air Conditioner Compressor Driver Circuit - Voltage Above Normal or Shorted to High Source |
| 2419 | 2796 | 2 | Amber | Warning | Transfer Case Selector Switch - Data Erratic, Intermittent, or Incorrect |
| 2421 | 2796 | 4 | Amber | Warning | Transfer Case Selector Switch Circuit - Voltage Below Normal or Shorted to Low Source |
| 2422 | 2796 | 3 | Amber | Warning | Transfer Case Selector Switch Circuit - Voltage Above Normal or Shorted to High Source |
| 2423 | 2797 | 6 | Amber | Warning | Engine Injector Group 1 Circuit - Current Above Normal or Grounded Circuit |

# F2500C / F2500CS / F2500W / MF2500C / MF2500CS / MF2500CL /SD2500C / SD2500CS / SD2550C / SD2550CS / SD2500W / SD2500WS
## - Diesel Engine Failure-Codes chart

| Fault Code | SPN | FMI | Lamp Color | SPN Description | Cumins Description |
|---|---|---|---|---|---|
| 2424 | 2798 | 6 | Amber | Warning | Engine Injector Group 2 Circuit - Current Above Normal or Grounded Circuit |
| 2425 | 730 | 4 | Amber | Warning | Engine Intake Air Heater 2 Circuit - Voltage Below Normal or Shorted to Low Source |
| 2426 | 730 | 3 | Amber | Warning | Engine Intake Air Heater 2 Circuit - Voltage Above Normal or Shorted to High Source |
| 2427 | 2980 | 3 | Amber | Warning | Gas Control Valve 1 Outlet Pressure Sensor Circuit - Voltage Above Normal or Shorted to High |
| 2428 | 2980 | 4 | Amber | Warning | Gas Control Valve 1 Outlet Pressure Sensor Circuit - Voltage Below Normal or Shorted to Low |
| 2429 | 2981 | 1 | None | None | Engine Secondary Coolant Circuit Coolant Pressure - Data Valid But Below Normal Operating Range |
| 2431 | 1352 | 0 | Amber | Warning | Engine Cylinder 1 (A1) Knock - Data Valid But Above Normal Operating Range - Least Severe Level |
| 2432 | 1353 | 0 | Amber | Warning | Engine Cylinder 2 (B1) Knock - Data Valid But Above Normal Operating Range - Least Severe Level |
| 2433 | 1354 | 0 | Amber | Warning | Engine Cylinder 3 (A2) Knock - Data Valid But Above Normal Operating Range - Least Severe Level |
| 2434 | 1355 | 0 | Amber | Warning | Engine Cylinder 4 (B2) Knock - Data Valid But Above Normal Operating Range - Least Severe Level |
| 2435 | 1356 | 0 | Amber | Warning | Engine Cylinder 5 (A3) Knock - Data Valid But Above Normal Operating Range - Least Severe Level |
| 2436 | 1357 | 0 | Amber | Warning | Engine Cylinder 6 (B3) Knock - Data Valid But Above Normal Operating Range - Least Severe Level |
| 2437 | 1358 | 0 | Amber | Warning | Engine Cylinder 7 (A4) Knock - Data Valid But Above Normal Operating Range - Least Severe Level |
| 2438 | 1359 | 0 | Amber | Warning | Engine Cylinder 8 (B4) Knock - Data Valid But Above Normal Operating Range - Least Severe Level |
| 2439 | 1360 | 0 | Amber | Warning | Engine Cylinder 9 (A5) Knock - Data Valid But Above Normal Operating Range - Least Severe Level |
| 2441 | 1361 | 0 | Amber | Warning | Engine Cylinder 10 (B5) Knock - Data Valid But Above Normal Operating Range - Least Severe Level |

# F2500C / F2500CS / F2500W / MF2500C / MF2500CS / MF2500CL /SD2500C / SD2500CS / SD2550C / SD2550CS / SD2500W / SD2500WS
## - Diesel Engine Failure-Codes chart

| Fault Code | SPN | FMI | Lamp Color | SPN Description | Cumins Description |
|---|---|---|---|---|---|
| 2442 | 651 | 13 | Amber | Warning | Injector Solenoid Driver Cylinder 1 - Out of Calibration |
| 2443 | 652 | 13 | Amber | Warning | Injector Solenoid Driver Cylinder 2 - Out of Calibration |
| 2444 | 653 | 13 | Amber | Warning | Injector Solenoid Driver Cylinder 3 - Out of Calibration |
| 2445 | 654 | 13 | Amber | Warning | Injector Solenoid Driver Cylinder 4 - Out of Calibration |
| 2446 | 655 | 13 | Amber | Warning | Injector Solenoid Driver Cylinder 5 - Out of Calibration |
| 2447 | 656 | 13 | Amber | Warning | Injector Solenoid Driver Cylinder 6 - Out of Calibration |
| 2448 | 111 | 1 | Maintenance | Maintenance | Coolant Level - Data Valid But Below Normal Operating Range - Least Severe Level |
| 2449 | 641 | 13 | Red | Stop / Shutdown | VGT Actuator Controller - Out of Calibration |
| 2451 | 2789 | 0 | None | None | Turbocharger Turbine Intake Temperature - Data Valid But Above Normal Operating Range - |
| 2452 | 520293 | 11 | None | None | Fuel Burn Off Active - Condition Exists |
| 2453 | 2452 | 6 | Amber | Warning | Generator Total Real Power Circuit - Current Above Normal or Grounded Circuit |
| 2454 | 2452 | 5 | Amber | Warning | Generator Total Real Power Circuit - Current Below Normal or Open Circuit |
| 2455 | 3938 | 5 | Amber | Warning | External Governor Speed or Frequency Bias - Current Below Normal or Open Circuit |
| 2456 | 3938 | 6 | Amber | Warning | External Governor Speed or Frequency Bias - Current Above Normal or Grounded Circuit |
| 2457 | 1322 | 11 | Red | Stop / Shutdown | Engine Misfire for Multiple Cylinders - Condition Exists |
| 2458 | 1138 | 1 | Amber | Warning | Exhaust Gas Temperature Cylinder 2 (B1) - Data Valid But Below Normal Operating Range - |

# F2500C / F2500CS / F2500W / MF2500C / MF2500CS / MF2500CL /SD2500C / SD2500CS / SD2550C / SD2550CS / SD2500W / SD2500WS
## - Diesel Engine Failure-Codes chart

| Fault Code | SPN | FMI | Lamp Color | SPN Description | Cumins Description |
|---|---|---|---|---|---|
| 2459 | 1140 | 1 | Amber | Warning | Exhaust Gas Temperature Cylinder 4 (B2) - Data Valid But Below Normal Operating Range - |
| 2461 | 1142 | 1 | Amber | Warning | Exhaust Gas Temperature Cylinder 6 (B3) - Data Valid But Below Normal Operating Range - |
| 2462 | 1144 | 1 | Amber | Warning | Exhaust Gas Temperature Cylinder 8 (B4) - Data Valid But Below Normal Operating Range - |
| 2463 | 1146 | 1 | Amber | Warning | Exhaust Gas Temperature Cylinder 10 (B5) - Data Valid But Below Normal Operating Range - |
| 2464 | 1148 | 1 | Amber | Warning | Exhaust Gas Temperature Cylinder 12 (B6) - Data Valid But Below Normal Operating Range - |
| 2465 | 1150 | 1 | Amber | Warning | Exhaust Gas Temperature Cylinder 14 (B7) - Data Valid But Below Normal Operating Range - |
| 2466 | 1152 | 1 | Amber | Warning | Exhaust Gas Temperature Cylinder 16 (B8) - Data Valid But Below Normal Operating Range - |
| 2467 | 1154 | 1 | Amber | Warning | Exhaust Gas Temperature Cylinder 18 (B9) - Data Valid But Below Normal Operating Range - |
| 2468 | 190 | 0 | Amber | Warning | Engine Crankshaft Speed/Position - Data Valid But Above Normal Operating Range - Moderately |
| 2469 | 1137 | 1 | Amber | Warning | Exhaust Gas Temperature Cylinder 1 (A1) - Data Valid But Below Normal Operating Range - |
| 2471 | 1139 | 1 | Amber | Warning | Exhaust Gas Temperature Cylinder 3 (A2) - Data Valid But Below Normal Operating Range - |
| 2472 | 1141 | 1 | Amber | Warning | Exhaust Gas Temperature Cylinder 5 (A3) - Data Valid But Below Normal Operating Range - |
| 2473 | 1143 | 1 | Amber | Warning | Exhaust Gas Temperature Cylinder 7 (A4) - Data Valid But Below Normal Operating Range - |
| 2474 | 103 | 2 | Maintenance | Maintenance | Turbocharger 1 Speed - Data Erratic, Intermittent, or Incorrect |
| 2475 | 1145 | 1 | Amber | Warning | Exhaust Gas Temperature Cylinder 9 (A5) - Data Valid But Below Normal Operating Range - |
| 2476 | 1147 | 1 | Amber | Warning | Exhaust Gas Temperature Cylinder 11 (A6) - Data Valid But Below Normal Operating Range - |

# F2500C / F2500CS / F2500W / MF2500C / MF2500CS / MF2500CL /SD2500C / SD2500CS / SD2550C / SD2550CS / SD2500W / SD2500WS
## - Diesel Engine Failure-Codes chart

| Fault Code | SPN | FMI | Lamp Color | SPN Description | Cumins Description |
|---|---|---|---|---|---|
| 2477 | 1149 | 1 | Amber | Warning | Exhaust Gas Temperature Cylinder 13 (A7) - Data Valid But Below Normal Operating Range - |
| 2478 | 1151 | 1 | Amber | Warning | Exhaust Gas Temperature Cylinder 15 (A8) - Data Valid But Below Normal Operating Range - |
| 2479 | 1153 | 1 | Amber | Warning | Exhaust Gas Temperature Cylinder 17 (A9) - Data Valid But Below Normal Operating Range - |
| 2481 | 1342 | 0 | Red | Stop / Shutdown | Exhaust Gas Temperature Cylinder 20 (B10) - Data Valid But Above Normal Operating Range - Most |
| 2482 | 1675 | 11 | Red | Stop / Shutdown | Engine Starter Mode Before Ready Status - Condition Exists |
| 2483 | 1675 | 7 | Red | Stop / Shutdown | Engine Starter Mode Engagement - Mechanical System Not Responding or Out of Adjustment |
| 2484 | 1137 | 10 | Red | Stop / Shutdown | Exhaust Gas Temperature Cylinder 1 (A1) - Abnormal Rate of Change |
| 2485 | 1139 | 10 | Red | Stop / Shutdown | Exhaust Gas Temperature Cylinder 3 (A2) - Abnormal Rate of Change |
| 2486 | 1141 | 10 | Red | Stop / Shutdown | Exhaust Gas Temperature Cylinder 5 (A3) - Abnormal Rate of Change |
| 2487 | 1143 | 10 | Red | Stop / Shutdown | Exhaust Gas Temperature Cylinder 7 (A4) - Abnormal Rate of Change |
| 2488 | 1145 | 10 | Red | Stop / Shutdown | Exhaust Gas Temperature Cylinder 9 (A5) - Abnormal Rate of Change |
| 2489 | 1147 | 10 | Red | Stop / Shutdown | Exhaust Gas Temperature Cylinder 11 (A6) - Abnormal Rate of Change |
| 2491 | 1149 | 10 | Red | Stop / Shutdown | Exhaust Gas Temperature Cylinder 13 (A7) - Abnormal Rate of Change |
| 2492 | 1151 | 10 | Red | Stop / Shutdown | Exhaust Gas Temperature Cylinder 15 (A8) - Abnormal Rate of Change |
| 2493 | 1153 | 10 | Red | Stop / Shutdown | Exhaust Gas Temperature Cylinder 17 (A9) - Abnormal Rate of Change |
| 2494 | 1138 | 10 | Red | Stop / Shutdown | Exhaust Gas Temperature Cylinder 2 (B1) - Abnormal Rate of Change |

# F2500C / F2500CS / F2500W / MF2500C / MF2500CS / MF2500CL /SD2500C / SD2500CS / SD2550C / SD2550CS / SD2500W / SD2500WS
## - Diesel Engine Failure-Codes chart

| Fault Code | SPN | FMI | Lamp Color | SPN Description | Cumins Description |
|---|---|---|---|---|---|
| 2495 | 1140 | 10 | Red | Stop / Shutdown | Exhaust Gas Temperature Cylinder 4 (B2) - Abnormal Rate of Change |
| 2496 | 1142 | 10 | Red | Stop / Shutdown | Exhaust Gas Temperature Cylinder 6 (B3) - Abnormal Rate of Change |
| 2497 | 1144 | 10 | Red | Stop / Shutdown | Exhaust Gas Temperature Cylinder 8 (B4) - Abnormal Rate of Change |
| 2498 | 1146 | 10 | Red | Stop / Shutdown | Exhaust Gas Temperature Cylinder 10 (B5) - Abnormal Rate of Change |
| 2499 | 1148 | 10 | Red | Stop / Shutdown | Exhaust Gas Temperature Cylinder 12 (B6) - Abnormal Rate of Change |
| 2511 | 1150 | 10 | Red | Stop / Shutdown | Exhaust Gas Temperature Cylinder 14 (B7) - Abnormal Rate of Change |
| 2512 | 1152 | 10 | Red | Stop / Shutdown | Exhaust Gas Temperature Cylinder 16 (B8) - Abnormal Rate of Change |
| 2513 | 1154 | 10 | Red | Stop / Shutdown | Exhaust Gas Temperature Cylinder 18 (B9) - Abnormal Rate of Change |
| 2514 | 1155 | 10 | Red | Stop / Shutdown | Exhaust Gas Temperature Cylinder 19 (A10) - Abnormal Rate of Change |
| 2515 | 1156 | 10 | Red | Stop / Shutdown | Exhaust Gas Temperature Cylinder 20 (B10) - Abnormal Rate of Change |
| 2516 | 82 | 1 | Red | Stop / Shutdown | Air Start Pressure - Data Valid But Below Normal Operating Range - Most Severe Level |
| 2517 | 1127 | 3 | Amber | Warning | Engine Turbocharger 1 Boost Pressure Sensor - Voltage Above Normal or Shorted to High Source |
| 2518 | 1127 | 4 | Amber | Warning | Engine Turbocharger 1 Boost Pressure Sensor - Voltage Below Normal or Shorted to Low Source |
| 2519 | 51 | 2 | Red | Stop / Shutdown | Throttle Position Sensor - Data Erratic, Intermittent, or Incorrect |
| 2521 | 1225 | 11 | Red | Stop / Shutdown | Bank Identifier Incorrect - Root Cause Not Known |
| 2522 | 1352 | 0 | Red | Stop / Shutdown | Engine Cylinder 1 (A1) Knock - Data Valid But Above Normal Operating Range - Moderately Severe |

# F2500C / F2500CS / F2500W / MF2500C / MF2500CS / MF2500CL /SD2500C / SD2500CS / SD2550C / SD2550CS / SD2500W / SD2500WS
## - Diesel Engine Failure-Codes chart

| Fault Code | SPN | FMI | Lamp Color | SPN Description | Cumins Description |
|---|---|---|---|---|---|
| 2523 | 1353 | 0 | Red | Stop / Shutdown | Engine Cylinder 2 (B1) Knock - Data Valid But Above Normal Operating Range - Moderately Severe |
| 2524 | 1354 | 0 | Red | Stop / Shutdown | Engine Cylinder 3 (A2) Knock - Data Valid But Above Normal Operating Range - Moderately Severe |
| 2525 | 1355 | 0 | Red | Stop / Shutdown | Engine Cylinder 4 (B2) Knock - Data Valid But Above Normal Operating Range - Moderately Severe |
| 2526 | 1356 | 0 | Red | Stop / Shutdown | Engine Cylinder 5 (A3) Knock - Data Valid But Above Normal Operating Range - Moderately Severe |
| 2527 | 1357 | 0 | Red | Stop / Shutdown | Engine Cylinder 6 (B3) Knock - Data Valid But Above Normal Operating Range - Moderately Severe |
| 2528 | 1358 | 0 | Red | Stop / Shutdown | Engine Cylinder 7 (A4) Knock - Data Valid But Above Normal Operating Range - Moderately Severe |
| 2529 | 1359 | 0 | Red | Stop / Shutdown | Engine Cylinder 8 (B4) Knock - Data Valid But Above Normal Operating Range - Moderately Severe |
| 2531 | 1360 | 0 | Red | Stop / Shutdown | Engine Cylinder 9 (A5) Knock - Data Valid But Above Normal Operating Range - Moderately Severe |
| 2532 | 1361 | 0 | Red | Stop / Shutdown | Engine Cylinder 10 (B5) Knock - Data Valid But Above Normal Operating Range - Moderately Severe |
| 2533 | 1323 | 11 | Red | Stop / Shutdown | Engine Misfire Cylinder 1 - Condition Exists |
| 2534 | 1324 | 11 | Red | Stop / Shutdown | Engine Misfire Cylinder 2 - Condition Exists |
| 2535 | 1325 | 11 | Red | Stop / Shutdown | Engine Misfire Cylinder 3 - Condition Exists |
| 2536 | 1326 | 11 | Red | Stop / Shutdown | Engine Misfire Cylinder 4 - Condition Exists |
| 2537 | 1327 | 11 | Red | Stop / Shutdown | Engine Misfire Cylinder 5 - Condition Exists |
| 2538 | 1328 | 11 | Red | Stop / Shutdown | Engine Misfire Cylinder 6 - Condition Exists |
| 2539 | 520294 | 3 | Amber | Warning | Generator Voltage Bias Circuit - Voltage Above Normal or Shorted to High Source |

# F2500C / F2500CS / F2500W / MF2500C / MF2500CS / MF2500CL /SD2500C / SD2500CS / SD2550C / SD2550CS / SD2500W / SD2500WS
# - Diesel Engine Failure-Codes chart

| Fault Code | SPN | FMI | Lamp Color | SPN Description | Cumins Description |
|---|---|---|---|---|---|
| 2541 | 520294 | 4 | Amber | Warning | Generator Voltage Bias Circuit - Voltage Below Normal or Shorted to Low Source |
| 2542 | 520294 | 2 | Amber | Warning | Generator Bias Signal - Data Erratic, Intermittent, or Incorrect |
| 2543 | 1127 | 2 | Red | Stop / Shutdown | Engine Turbocharger 1 Boost Pressure - Data Erratic, Intermittent, or Incorrect |
| 2544 | 1136 | 0 | Red | Stop / Shutdown | Engine ECU Temperature - Data Valid But Above Normal Operating Range - Most Severe Level |
| 2545 | 158 | 11 | Red | Stop / Shutdown | Keyswitch Reset Required - Condition Exists |
| 2546 | 158 | 11 | None | None | Keyswitch Reset - Condition Exists |
| 2547 | 1195 | 13 | None | None | Antitheft Password Valid Indicator - Out of Calibration |
| 2548 | 520292 | 11 | Amber | Warning | Generator is Absorbing Power From the Electric Bus (High Reverse KW) - Condition Exists |
| 2551 | 1349 | 0 | Red | Stop / Shutdown | Injector Metering Rail 2 Pressure - Data Valid But Above Normal Operating Range - Moderately |
| 2552 | 157 | 0 | Red | Stop / Shutdown | Injector Metering Rail 1 Pressure - Data Valid But Above Normal Operating Range - Moderately |
| 2553 | 98 | 1 | Amber | Warning | Engine Oil Level - Data Valid But Below Normal Operating Range - Moderately Severe Level |
| 2554 | 1209 | 2 | Amber | Warning | Exhaust Gas Pressure 1 - Data Erratic, Intermittent, or Incorrect |
| 2555 | 729 | 3 | Amber | Warning | Engine Intake Air Heater 1 Circuit - Voltage Above Normal or Shorted to High Source |
| 2556 | 729 | 4 | Amber | Warning | Engine Intake Air Heater 1 Circuit - Voltage Below Normal or Shorted to Low Source |
| 2557 | 697 | 3 | Amber | Warning | Auxiliary PWM Driver 1 Circuit - Voltage Above Normal or Shorted to High Source |
| 2558 | 697 | 4 | Amber | Warning | Auxiliary PWM Driver 1 Circuit - Voltage Below Normal or Shorted to Low Source |

# F2500C / F2500CS / F2500W / MF2500C / MF2500CS / MF2500CL /SD2500C / SD2500CS / SD2550C / SD2550CS / SD2500W / SD2500WS
## - Diesel Engine Failure-Codes chart

| Fault Code | SPN | FMI | Lamp Color | SPN Description | Cumins Description |
|---|---|---|---|---|---|
| 2559 | 1845 | 9 | Amber | Warning | Transmission ECU to ECM Communication - Abnormal Update Rate |
| 2561 | 127 | 1 | Red | Stop / Shutdown | Transmission (or Gearbox) Oil Pressure - Data Valid But Below Normal Operating Range - Most |
| 2562 | 177 | 0 | Red | Stop / Shutdown | Transmission (or Gearbox) Oil Temperature - Data Valid But Above Normal Operating Range - Most |
| 2564 | 632 | 2 | Amber | Warning | Engine Fuel Shutoff Valve - Data Erratic, Intermittent, or Incorrect |
| 2565 | 2807 | 2 | Amber | Warning | Engine Fuel Shutoff Valve Driver 2 - Data Erratic, Intermittent, or Incorrect |
| 2566 | 520219 | 11 | Amber | Warning | Engine Common AC Power Circuit Breaker - Root Cause Not Known |
| 2567 | 1351 | 11 | Amber | Warning | Air Compressor Actuator Driver Circuit Breaker - Condition Exists |
| 2568 | 159 | 0 | Red | Stop / Shutdown | Gas Supply Pressure (Regulated) - Data Valid But Above Normal Operating Range - Most Severe |
| 2569 | 159 | 1 | Red | Stop / Shutdown | Gas Supply Pressure (Regulated) - Data Valid But Below Normal Operating Range - Most Severe |
| 2571 | 2630 | 3 | Amber | Warning | Engine Charge Air Cooler Outlet Temperature - Voltage Above Normal or Shorted to High Source |
| 2572 | 2630 | 4 | Amber | Warning | Engine Charge Air Cooler Outlet Temperature - Voltage Below Normal or Shorted to Low Source |
| 2575 | 96 | 11 | Red | Stop / Shutdown | Fuel Leak - Condition Exists |
| 2579 | 520220 | 11 | Amber | Warning | Radiator Fan Circuit Breaker - Root Cause Not Known |
| 2581 | 854 | 11 | Amber | Warning | Engine Block Heater Circuit Breaker - Root Cause Not Known |
| 2582 | 2657 | 11 | Amber | Warning | Engine Auxiliary Cooling System Pump Circuit Breaker - Root Cause Not Known |
| 2583 | 520221 | 11 | Red | Stop / Shutdown | External Oil Pump Circuit Breaker - Root Cause Not Known |

# F2500C / F2500CS / F2500W / MF2500C / MF2500CS / MF2500CL /SD2500C / SD2500CS / SD2550C / SD2550CS / SD2500W / SD2500WS
## - Diesel Engine Failure-Codes chart

| Fault Code | SPN | FMI | Lamp Color | SPN Description | Cumins Description |
|---|---|---|---|---|---|
| 2586 | 1294 | 0 | None | None | Engine Spark Plug #1 (A1) Voltage - Data Valid But Above Normal Operating Range - Least Severe |
| 2587 | 1295 | 0 | None | None | Engine Spark Plug #2 (B1) Voltage - Data Valid But Above Normal Operating Range - Least Severe |
| 2588 | 1296 | 0 | None | None | Engine Spark Plug #3 (A2) Voltage - Data Valid But Above Normal Operating Range - Least Severe |
| 2589 | 1297 | 0 | None | None | Engine Spark Plug #4 (B2) Voltage - Data Valid But Above Normal Operating Range - Least Severe |
| 2591 | 1298 | 0 | None | None | Engine Spark Plug #5 (A3) Voltage - Data Valid But Above Normal Operating Range - Least Severe |
| 2592 | 1299 | 0 | None | None | Engine Spark Plug #6 (B3) Voltage - Data Valid But Above Normal Operating Range - Least Severe |
| 2593 | 1294 | 1 | None | None | Engine Spark Plug #1 (A1) Voltage - Data Valid But Below Normal Operating Range - Least Severe |
| 2594 | 1295 | 1 | None | None | Engine Spark Plug #2 (B1) Voltage - Data Valid But Below Normal Operating Range - Least Severe |
| 2595 | 1296 | 1 | None | None | Engine Spark Plug #3 (A2) Voltage - Data Valid But Below Normal Operating Range - Least Severe |
| 2596 | 1297 | 1 | None | None | Engine Spark Plug #4 (B2) Voltage - Data Valid But Below Normal Operating Range - Least Severe |
| 2597 | 1298 | 1 | None | None | Engine Spark Plug #5 (A3) Voltage - Data Valid But Below Normal Operating Range - Least Severe |
| 2598 | 1299 | 1 | None | None | Engine Spark Plug #6 (B3) Voltage - Data Valid But Below Normal Operating Range - Least Severe |
| 2599 | 1323 | 11 | None | None | Engine Misfire Cylinder 1 - Condition Exists |
| 2611 | 1324 | 11 | None | None | Engine Misfire Cylinder 2 - Condition Exists |
| 2612 | 1325 | 11 | None | None | Engine Misfire Cylinder 3 - Condition Exists |
| 2613 | 1326 | 11 | None | None | Engine Misfire Cylinder 4 - Condition Exists |

# F2500C / F2500CS / F2500W / MF2500C / MF2500CS / MF2500CL /SD2500C / SD2500CS / SD2550C / SD2550CS / SD2500W / SD2500WS
## - Diesel Engine Failure-Codes chart

| Fault Code | SPN | FMI | Lamp Color | SPN Description | Cumins Description |
|---|---|---|---|---|---|
| 2614 | 1327 | 11 | None | None | Engine Misfire Cylinder 5 - Condition Exists |
| 2615 | 1328 | 11 | None | None | Engine Misfire Cylinder 6 - Condition Exists |
| 2616 | 1322 | 3 | Amber | Warning | Engine Misfire Multiple Cylinder Circuit - Voltage Above Normal or Shorted to High Source |
| 2617 | 1322 | 4 | Amber | Warning | Engine Misfire Multiple Cylinder Circuit - Voltage Below Normal or Shorted to Low Source |
| 2618 | 51 | 8 | Amber | Warning | Throttle Position Sensor Circuit - Abnormal Frequency or Pulse Width or Period |
| 2619 | 701 | 11 | Amber | Warning | Auxiliary Input 1 Active - Condition Exists |
| 2621 | 702 | 11 | Amber | Warning | Auxiliary Input 2 Active - Condition Exists |
| 2622 | 703 | 11 | Amber | Warning | Auxiliary Input 3 Active - Condition Exists |
| 2623 | 704 | 11 | Amber | Warning | Auxiliary Input 4 Active - Condition Exists |
| 2624 | 705 | 11 | Amber | Warning | Auxiliary Input 5 Active - Condition Exists |
| 2625 | 706 | 11 | Amber | Warning | Auxiliary Input 6 Active - Condition Exists |
| 2626 | 707 | 11 | Amber | Warning | Auxiliary Input 7 Active - Condition Exists |
| 2627 | 708 | 11 | Amber | Warning | Auxiliary Input 8 Active - Condition Exists |
| 2628 | 709 | 11 | Amber | Warning | Auxiliary Input 9 Active - Condition Exists |
| 2629 | 710 | 11 | Amber | Warning | Auxiliary Input 10 Active - Condition Exists |
| 2631 | 711 | 11 | Amber | Warning | Auxiliary Input 11 Active - Condition Exists |

# F2500C / F2500CS / F2500W / MF2500C / MF2500CS / MF2500CL /SD2500C / SD2500CS / SD2550C / SD2550CS / SD2500W / SD2500WS - Diesel Engine Failure-Codes chart

| Fault Code | SPN | FMI | Lamp Color | SPN Description | Cumins Description |
|---|---|---|---|---|---|
| 2632 | 712 | 11 | Amber | Warning | Auxiliary Input 12 Active - Condition Exists |
| 2633 | 132 | 8 | Amber | Warning | Engine Intake Air Mass Flow Sensor Circuit - Abnormal Frequency or Pulse Width or Period |
| 2634 | 641 | 12 | Red | Stop / Shutdown | VGT Actuator Controller - Bad Intelligent Device or Component |
| 2635 | 641 | 11 | Red | Stop / Shutdown | VGT Actuator Driver Circuit - Condition Exists |
| 2636 | 641 | 9 | Red | Stop / Shutdown | VGT Actuator Driver Circuit - Abnormal Update Rate |
| 2637 | 5018 | 11 | None | None | Aftertreatment 1 Diesel Oxidation Catalyst Face Plugged - Root Cause Not Known |
| 2638 | 5298 | 1 | None | None | Aftertreatment Diesel Oxidation Catalyst Conversion Efficiency - Data Valid But Below Normal |
| 2639 | 3251 | 0 | None | None | Aftertreatment Diesel Particulate Filter Differential Pressure - Data Valid But Above Normal Operating |
| 2641 | 1180 | 3 | Amber | Warning | Turbocharger 1 Turbine Intake Temperature - Voltage Above Normal or Shorted to High Source |
| 2642 | 1180 | 4 | Amber | Warning | Turbocharger 1 Turbine Intake Temperature - Voltage Below Normal or Shorted to Low Source |
| 2643 | 3673 | 3 | Amber | Warning | Throttle Position 2 Sensor Circuit - Voltage Above Normal or Shorted to High Source |
| 2644 | 3673 | 4 | Amber | Warning | Throttle Position 2 Sensor Circuit - Voltage Below Normal or Shorted to Low Source |
| 2645 | 3673 | 2 | Red | Stop / Shutdown | Throttle Plate Position Sensor 1 and 2 - Data Erratic, Intermittent, or Incorrect |
| 2646 | 110 | 14 | Amber | Warning | Engine Coolant Temperature - Condition Exists |
| 2647 | 1204 | 11 | Amber | Warning | Electrical Load, Failure to Meet Load and/or Speed Demand - Condition Exists |
| 2648 | 520295 | 11 | Amber | Warning | Genset Controller Remote IO Communication Circuit - Condition Exists |

# F2500C / F2500CS / F2500W / MF2500C / MF2500CS / MF2500CL /SD2500C / SD2500CS / SD2550C / SD2550CS / SD2500W / SD2500WS
## - Diesel Engine Failure-Codes chart

| Fault Code | SPN | FMI | Lamp Color | SPN Description | Cumins Description |
|---|---|---|---|---|---|
| 2649 | 520296 | 12 | Amber | Warning | Genset Controller Priority Arbitration Logic - Bad Intelligent Device or Component |
| 2651 | 2433 | 3 | Maintenance | Maintenance | Engine Exhaust Gas Temperature - Bank 2 Sensor Circuit - Voltage Above Normal or Shorted to High |
| 2652 | 2433 | 4 | Maintenance | Maintenance | Engine Exhaust Gas Temperature - Bank 2 Sensor Circuit - Voltage Below Normal or Shorted to Low |
| 2653 | 2433 | 0 | Amber | Warning | Engine Exhaust Gas Temperature - Bank 2 - Data Valid But Above Normal Operating Range - |
| 2654 | 2433 | 0 | Red | Stop / Shutdown | Engine Exhaust Gas Temperature - Bank 2 - Data Valid But Above Normal Operating Range - Most |
| 2655 | 2434 | 3 | Maintenance | Maintenance | Engine Exhaust Gas Temperature - Bank 1 Sensor Circuit - Voltage Above Normal or Shorted to High |
| 2656 | 2434 | 4 | Maintenance | Maintenance | Engine Exhaust Gas Temperature - Bank 1 Sensor Circuit - Voltage Below Normal or Shorted to Low |
| 2657 | 2434 | 0 | Amber | Warning | Engine Exhaust Gas Temperature - Bank 1 - Data Valid But Above Normal Operating Range - |
| 2658 | 2434 | 0 | Red | Stop / Shutdown | Engine Exhaust Gas Temperature - Bank 1 - Data Valid But Above Normal Operating Range - Most |
| 2659 | 110 | 14 | None | None | Engine Coolant Temperature - Condition Exists |
| 2661 | 629 | 11 | Red | Stop / Shutdown | At Least One Unacknowledged Most Severe Fault - Condition Exists |
| 2662 | 629 | 11 | Amber | Warning | At Least One Unacknowledged Moderately Severe Fault - Condition Exists |
| 2663 | 520297 | 11 | Amber | Warning | Auxiliary Device 2 Input 1 Active - Condition Exists |
| 2664 | 520298 | 11 | Amber | Warning | Auxiliary Device 2 Input 2 Active - Condition Exists |
| 2665 | 520299 | 11 | Amber | Warning | Auxiliary Device 2 Input 3 Active - Condition Exists |
| 2666 | 520300 | 11 | Amber | Warning | Auxiliary Device 2 Input 4 Active - Condition Exists |

# F2500C / F2500CS / F2500W / MF2500C / MF2500CS / MF2500CL /SD2500C / SD2500CS / SD2550C / SD2550CS / SD2500W / SD2500WS
## - Diesel Engine Failure-Codes chart

| Fault Code | SPN | FMI | Lamp Color | SPN Description | Cumins Description |
|---|---|---|---|---|---|
| 2667 | 520301 | 11 | Amber | Warning | Auxiliary Device 2 Input 5 Active - Condition Exists |
| 2668 | 520302 | 11 | Amber | Warning | Auxiliary Device 2 Input 6 Active - Condition Exists |
| 2669 | 520303 | 11 | Amber | Warning | Auxiliary Device 2 Input 7 Active - Condition Exists |
| 2671 | 520304 | 11 | Amber | Warning | Auxiliary Device 2 Input 8 Active - Condition Exists |
| 2672 | 520305 | 11 | Amber | Warning | Auxiliary Device 2 Input 9 Active - Condition Exists |
| 2673 | 520306 | 11 | Amber | Warning | Auxiliary Device 2 Input 10 Active - Condition Exists |
| 2674 | 520307 | 11 | Amber | Warning | Auxiliary Device 2 Input 11 Active - Condition Exists |
| 2675 | 520308 | 11 | Amber | Warning | Auxiliary Device 2 Input 12 Active - Condition Exists |
| 2676 | 520309 | 2 | Amber | Warning | Alternator Frequency - Data Erratic, Intermittent, or Incorrect |
| 2677 | 520310 | 11 | Red | Stop / Shutdown | Generator Shutdown/Stop Malfunction - Condition Exists |
| 2678 | 520311 | 11 | Amber | Warning | Battery Charger Failure - Condition Exists |
| 2679 | 520312 | 2 | Amber | Warning | Engine ECM to Genset PLC Communication - Data Erratic, Intermittent, or Incorrect |
| 2681 | 520313 | 2 | Amber | Warning | Genset Control HMI to PLC Communication - Data Erratic, Intermittent, or Incorrect |
| 2682 | 3217 | 9 | Amber | Warning | Aftertreatment Intake Oxygen Sensor Circuit - Abnormal Update Rate |
| 2683 | 3227 | 9 | Amber | Warning | Aftertreatment Outlet Oxygen Sensor Circuit - Abnormal Update Rate |
| 2684 | 3222 | 11 | Amber | Warning | Aftertreatment Intake Oxygen Sensor Heater - Condition Exists |

# F2500C / F2500CS / F2500W / MF2500C / MF2500CS / MF2500CL /SD2500C / SD2500CS / SD2550C / SD2550CS / SD2500W / SD2500WS
## - Diesel Engine Failure-Codes chart

| Fault Code | SPN | FMI | Lamp Color | SPN Description | Cumins Description |
|---|---|---|---|---|---|
| 2685 | 3232 | 11 | Amber | Warning | Aftertreatment Outlet Oxygen Sensor Heater - Condition Exists |
| 2686 | 3222 | 3 | Amber | Warning | Aftertreatment Intake Gas Sensor Heater - Voltage Above Normal or Shorted to High Source |
| 2687 | 3222 | 4 | Amber | Warning | Aftertreatment Intake Gas Sensor Heater - Voltage Below Normal or Shorted to Low Source |
| 2688 | 3232 | 3 | Amber | Warning | Aftertreatment Outlet Oxygen Sensor Heater - Voltage Above Normal or Shorted to High Source |
| 2689 | 3232 | 4 | Amber | Warning | Aftertreatment Outlet Oxygen Sensor Heater - Voltage Below Normal or Shorted to Low Source |
| 2691 | 520316 | 11 | Amber | Warning | Aftertreatment NOx Adsorption Catalyst Efficiency - Condition Exists |
| 2692 | 3936 | 2 | Amber | Warning | Aftertreatment 1 Diesel Particulate Filter System - Data Erratic, Intermittent, or Incorrect |
| 2693 | 3938 | 2 | Amber | Warning | Generator Speed/Load Governing Bias Circuit - Data Erratic, Intermittent, or Incorrect |
| 2694 | 520318 | 2 | Amber | Warning | Alternator Temperature - Data Erratic, Intermittent, or Incorrect |
| 2695 | 520318 | 0 | Amber | Warning | Alternator Temperature - Data Valid But Above Normal Operating Range - Moderately Severe Level |
| 2696 | 171 | 0 | Amber | Warning | Ambient Air Temperature - Data Valid But Above Normal Operating Range - Moderately Severe Level |
| 2697 | 558 | 13 | Maintenance | Maintenance | Accelerator Pedal or Lever Idle Validation Switch Circuit - Out of Calibration |
| 2698 | 520319 | 12 | Amber | Warning | Engine Speed Calculation - Bad Intelligent Device or Component |
| 2699 | 520320 | 7 | Amber | Warning | Crankcase Depression Valve - Mechanical System Not Responding or Out of Adjustment |
| 2711 | 520321 | 1 | Amber | Warning | Alternator Voltage - Data Valid But Below Normal Operating Range - Most Severe Level |
| 2712 | 520321 | 1 | Amber | Warning | Alternator Voltage - Data Valid But Below Normal Operating Range - Moderately Severe Level |

# F2500C / F2500CS / F2500W / MF2500C / MF2500CS / MF2500CL /SD2500C / SD2500CS / SD2550C / SD2550CS / SD2500W / SD2500WS
## - Diesel Engine Failure-Codes chart

| Fault Code | SPN | FMI | Lamp Color | SPN Description | Cumins Description |
|---|---|---|---|---|---|
| 2713 | 520321 | 0 | Amber | Warning | Alternator Voltage - Data Valid But Above Normal Operating Range - Moderately Severe Level |
| 2714 | 520322 | 7 | Amber | Warning | Engine Fuel Dump Valve - Mechanical System Not Responding or Out of Adjustment |
| 2715 | 520323 | 11 | Amber | Warning | Fuel System Shutdown Failure - Condition Exists |
| 2716 | 86 | 13 | Amber | Warning | Cruise Control Set Speed - Out of Calibration |
| 2717 | 520324 | 11 | Amber | Warning | Governor Fueling Error - Condition Exists |
| 2718 | 6304 | 11 | None | None | Brake Switch and Accelerator Pedal Position Incompatible - Condition Exists |
| 2719 | 520326 | 11 | Amber | Warning | Brake Inactivity - Condition Exists |
| 2721 | 599 | 2 | Amber | Warning | Cruise Control Set Switch - Data Erratic, Intermittent, or Incorrect |
| 2722 | 1390 | 0 | Amber | Warning | Engine Fuel Valve 1 Intake Pressure - Data Valid But Above Normal Operating Range - Moderately |
| 2723 | 1390 | 1 | Amber | Warning | Engine Fuel Valve 1 Intake Pressure - Data Valid But Below Normal Operating Range - Moderately |
| 2724 | 159 | 0 | Amber | Warning | Gas Supply Pressure (Regulated) - Data Valid But Above Normal Operating Range - Moderately |
| 2725 | 159 | 1 | Amber | Warning | Gas Supply Pressure (Regulated) - Data Valid But Below Normal Operating Range - Moderately |
| 2726 | 5393 | 7 | Amber | Warning | EGR Cooler Bypass Actuator - Mechanical System Not Responding or Out of Adjustment |
| 2727 | 1231 | 9 | Maintenance | Maintenance | SAE J1939 Data Link 2 Engine Network - Abnormal Update Rate |
| 2728 | 3556 | 0 | None | None | Aftertreatment Doser - Data Valid But Above Normal Operating Range - Moderately Severe Level |
| 2729 | 520328 | 2 | Amber | Warning | Power Command Control (PCC) Communication Network - Data Erratic, Intermittent, or Incorrect |

# F2500C / F2500CS / F2500W / MF2500C / MF2500CS / MF2500CL /SD2500C / SD2500CS / SD2550C / SD2550CS / SD2500W / SD2500WS
## - Diesel Engine Failure-Codes chart

| Fault Code | SPN | FMI | Lamp Color | SPN Description | Cumins Description |
|---|---|---|---|---|---|
| 2731 | 520328 | 2 | Red | Stop / Shutdown | Power Command Control (PCC) Communication Network - Data Erratic, Intermittent, or Incorrect |
| 2732 | 4097 | 3 | Amber | Warning | Aftertreatment Fuel Drain Valve Circuit - Voltage Above Normal or Shorted to High Source |
| 2733 | 4097 | 4 | Amber | Warning | Aftertreatment Fuel Drain Valve Circuit - Voltage Below Normal or Shorted to Low Source |
| 2734 | 626 | 1 | None | None | Start Enable Device 1 Canister Empty (Ether Injection) - Data Valid But Below Normal Operating |
| 2735 | 173 | 3 | Maintenance | Maintenance | Exhaust Gas Temperature Sensor 1 Circuit - Voltage Above Normal or Shorted to High Source |
| 2736 | 173 | 4 | Maintenance | Maintenance | Exhaust Gas Temperature Sensor 1 Circuit - Voltage Below Normal or Shorted to Low Source |
| 2737 | 173 | 0 | Red | Stop / Shutdown | Exhaust Gas Temperature - Data Valid But Above Normal Operating Range - Most Severe Level |
| 2738 | 626 | 3 | Amber | Warning | Engine Start Enable Device 1 Circuit - Voltage Above Normal or Shorted to High Source |
| 2739 | 626 | 4 | Amber | Warning | Engine Start Enable Device 1 Circuit - Voltage Below Normal or Shorted to Low Source |
| 2741 | 3482 | 13 | Amber | Warning | Aftertreatment Fuel Shutoff Valve Swapped - Out of Calibration |
| 2742 | 3249 | 1 | None | None | Aftertreatment Exhaust Gas Temperature 2 - Data Valid But Below Normal Operating Range - Least |
| 2743 | 3249 | 1 | Amber | Warning | Aftertreatment Exhaust Gas Temperature 2 - Data Valid But Below Normal Operating Range - |
| 2744 | 520321 | 2 | Amber | Warning | Alternator Voltage - Data Erratic, Intermittent, or Incorrect |
| 2745 | 520329 | 3 | Amber | Warning | Alternator Control Circuit - Voltage Above Normal or Shorted to High Source |
| 2746 | 520329 | 4 | Amber | Warning | Alternator Control Circuit - Voltage Below Normal or Shorted to Low Source |
| 2747 | 520330 | 3 | Amber | Warning | Alternator Voltage Sensor Circuit - Voltage Above Normal or Shorted to High Source |

# F2500C / F2500CS / F2500W / MF2500C / MF2500CS / MF2500CL /SD2500C / SD2500CS / SD2550C / SD2550CS / SD2500W / SD2500WS
## - Diesel Engine Failure-Codes chart

| Fault Code | SPN | FMI | Lamp Color | SPN Description | Cumins Description |
|---|---|---|---|---|---|
| 2748 | 520330 | 4 | Amber | Warning | Alternator Voltage Sensor Circuit - Voltage Below Normal or Shorted to Low Source |
| 2749 | 520331 | 5 | Amber | Warning | Alternator Output Circuit - Current Below Normal or Open Circuit |
| 2751 | 1180 | 0 | None | None | Turbocharger 1 Turbine Intake Temperature - Data Valid But Above Normal Operating Range - Least |
| 2752 | 3464 | 6 | Red | Stop / Shutdown | Engine Throttle Control Actuator - Current Above Normal or Grounded Circuit |
| 2753 | 412 | 0 | Red | Stop / Shutdown | Exhaust Gas Recirculation Temperature - Data Valid But Above Normal Operating Range - Most |
| 2754 | 81 | 0 | Amber | Warning | Engine Diesel Particulate Filter Intake Pressure - Data Valid But Above Normal Operating Range - |
| 2755 | 520332 | 3 | Amber | Warning | Cruise Control (Resistive) #2 Signal Circuit - Voltage Above Normal or Shorted to High Source |
| 2756 | 520332 | 4 | Amber | Warning | Cruise Control (Resistive) #2 Signal Circuit - Voltage Below Normal or Shorted to Low Source |
| 2757 | 520333 | 11 | None | None | Particulate Filter Regeneration Disabled for Oil Dilution - Condition Exists |
| 2758 | 3464 | 0 | Red | Stop / Shutdown | Electronic Throttle Control Actuator - Data Valid But Above Normal Operating Range - Most Severe |
| 2759 | 3464 | 1 | Red | Stop / Shutdown | Electronic Throttle Control Actuator - Data Valid But Below Normal Operating Range - Most Severe |
| 2761 | 1821 | 2 | Amber | Warning | Position of Doors - Data Erratic, Intermittent, or Incorrect |
| 2762 | 70 | 2 | Amber | Warning | Parking Brake Switch - Data Erratic, Intermittent, or Incorrect |
| 2763 | 520349 | 2 | Amber | Warning | Transmission Gear Select Switch Position - Received Network Data in Error |
| 2764 | 1209 | 0 | Amber | Warning | Exhaust Gas Pressure 1 - Data Valid But Above Normal Operating Range - Moderately Severe Level |
| 2765 | 2797 | 13 | None | None | Engine Injector Bank 1 Barcodes - Out of Calibration |

# F2500C / F2500CS / F2500W / MF2500C / MF2500CS / MF2500CL /SD2500C / SD2500CS / SD2550C / SD2550CS / SD2500W / SD2500WS
# - Diesel Engine Failure-Codes chart

| Fault Code | SPN | FMI | Lamp Color | SPN Description | Cumins Description |
|---|---|---|---|---|---|
| 2766 | 1292 | 11 | Red | Stop / Shutdown | Engine Ignition Control Module #1 - Condition Exists |
| 2767 | 1293 | 11 | Red | Stop / Shutdown | Engine Ignition Control Module #2 - Condition Exists |
| 2768 | 629 | 9 | Red | Stop / Shutdown | Engine Network Master Slave Communication - Abnormal Update Rate |
| 2769 | 639 | 9 | Red | Stop / Shutdown | Engine Network Slave Message - Abnormal Update Rate |
| 2771 | 3226 | 9 | Amber | Warning | Aftertreatment 1 Outlet NOx Sensor - Abnormal Update Rate |
| 2772 | 3226 | 0 | Amber | Warning | Aftertreatment 1 Outlet NOx - Data Valid But Above Normal Operating Range - Least Severe Level |
| 2773 | 3226 | 0 | Amber | Warning | Aftertreatment 1 Outlet NOx - Data Valid But Above Normal Operating Range - Most Severe Level |
| 2774 | 3058 | 11 | Amber | Warning | Engine Exhaust Gas Recirculation (EGR) System - Condition Exists |
| 2775 | 1241 | 0 | Amber | Warning | Gas Mass Flow 1 - Data Valid But Above Normal Operating Range - Moderately Severe Level |
| 2776 | 1241 | 1 | Amber | Warning | Gas Mass Flow 1 - Data Valid But Below Normal Operating Range - Moderately Severe Level |
| 2777 | 3703 | 11 | Maintenance | Maintenance | Aftertreatment Regeneration Inhibited Due to Inhibit Switch - Condition Exists |
| 2778 | 3481 | 0 | Amber | Warning | Aftertreatment Fuel Rate - Data Valid But Above Normal Operating Range - Moderately Severe Level |
| 2779 | 520337 | 11 | None | None | Utility Electrical Source Unloaded - Condition Exists |
| 2781 | 520338 | 11 | None | None | Generator Electrical Source Unloaded - Condition Exists |
| 2782 | 1127 | 0 | Amber | Warning | Engine Turbocharger 1 Boost Pressure - Data Valid But Above Normal Operating Range - Moderately |
| 2783 | 1127 | 1 | Amber | Warning | Engine Turbocharger 1 Boost Pressure - Data Valid But Below Normal Operating Range - Moderately |

# F2500C / F2500CS / F2500W / MF2500C / MF2500CS / MF2500CL /SD2500C / SD2500CS / SD2550C / SD2550CS / SD2500W / SD2500WS
## - Diesel Engine Failure-Codes chart

| Fault Code | SPN | FMI | Lamp Color | SPN Description | Cumins Description |
|---|---|---|---|---|---|
| 2784 | 520339 | 4 | None | None | EGR Cooler Bypass Status Line - Voltage Below Normal or Shorted to Low Source |
| 2785 | 520339 | 3 | None | None | EGR Cooler Bypass Status Line - Voltage Above Normal or Shorted to High Source |
| 2786 | 520340 | 2 | Amber | Warning | Aftertreatment Oxygen Concentration Module Voltage - Data Erratic, Intermittent, or Incorrect |
| 2787 | 188 | 2 | None | None | Engine Speed At Idle - Data Erratic, Intermittent, or Incorrect |
| 2788 | 157 | 14 | Amber | Warning | Injector Metering Rail 1 Pressure - Special Instructions |
| 2789 | 110 | 1 | Amber | Warning | Engine Coolant Temperature - Data Valid But Below Normal Operating Range - Moderately Severe |
| 2791 | 520350 | 11 | Amber | Warning | Engine EGR Leak - Condition Exists |
| 2792 | 520351 | 2 | Amber | Warning | Keyswitch 1 Status - Data Erratic, Intermittent, or Incorrect |
| 2793 | 110 | 1 | Red | Stop / Shutdown | Engine Coolant Temperature - Data Valid But Below Normal Operating Range - Most Severe Level |
| 2794 | 725 | 3 | Amber | Warning | Ignition Module Shutdown Relay Driver Control Circuit - Voltage Above Normal or Shorted to High |
| 2795 | 725 | 4 | Amber | Warning | Ignition Module Shutdown Relay Driver Control Circuit - Voltage Below Normal or Shorted to Low |
| 2796 | 2452 | 0 | Amber | Warning | Generator Electrical Load Signal - Data Valid But Above Normal Operating Range - Least Severe |
| 2797 | 520353 | 3 | Amber | Warning | Carburetor Inlet Gas Differential Pressure Sensor Circuit - Voltage Above Normal or Shorted to High |
| 2798 | 520353 | 4 | Amber | Warning | Carburetor Inlet Gas Differential Pressure Sensor Circuit - Voltage Below Normal or Shorted to Low |
| 2799 | 1127 | 10 | Red | Stop / Shutdown | Engine Turbocharger 1 Boost Pressure - Abnormal Rate of Change |
| 2811 | 1127 | 0 | Red | Stop / Shutdown | Engine Turbocharger 1 Boost Pressure - Data Valid But Above Normal Operating Range - Most |

# F2500C / F2500CS / F2500W / MF2500C / MF2500CS / MF2500CL /SD2500C / SD2500CS / SD2550C / SD2550CS / SD2500W / SD2500WS
## - Diesel Engine Failure-Codes chart

| Fault Code | SPN | FMI | Lamp Color | SPN Description | Cumins Description |
|---|---|---|---|---|---|
| 2812 | 3464 | 2 | Red | Stop / Shutdown | Electronic Throttle Control Actuator - Data Erratic, Intermittent, or Incorrect |
| 2813 | 2791 | 14 | Amber | Warning | EGR Valve Control - Special Instructions |
| 2814 | 520362 | 1 | Red | Stop / Shutdown | Genset Current Transformer Ratio - Data Valid But Below Normal Operating Range - Most Severe |
| 2815 | 520362 | 0 | Amber | Warning | Genset Current Transformer Ratio - Data Valid But Above Normal Operating Range - Moderately |
| 2816 | 520363 | 1 | Red | Stop / Shutdown | Genset Potential Transformer Ratio - Data Valid But Below Normal Operating Range - Most Severe |
| 2817 | 520363 | 0 | Amber | Warning | Genset Potential Transformer Ratio - Data Valid But Above Normal Operating Range - Moderately |
| 2818 | 520364 | 1 | Red | Stop / Shutdown | Genset Bus Potential Transformer Ratio - Data Valid But Below Normal Operating Range - Most |
| 2819 | 520364 | 0 | Amber | Warning | Genset Bus Potential Transformer Ratio - Data Valid But Above Normal Operating Range - |
| 2821 | 520365 | 1 | Red | Stop / Shutdown | Utility Potential Transformer Ratio - Data Valid But Below Normal Operating Range - Most Severe |
| 2822 | 520365 | 0 | Amber | Warning | Utility Potential Transformer Ratio - Data Valid But Above Normal Operating Range - Moderately |
| 2823 | 520366 | 11 | None | None | Security Lockout Event - Condition Exists |
| 2824 | 520367 | 11 | None | None | Synchronization Enable Event - Condition Exists |
| 2825 | 520368 | 11 | None | None | Load Shed Event - Condition Exists |
| 2826 | 520369 | 11 | None | None | Genset Unload Event - Condition Exists |
| 2827 | 520370 | 11 | None | None | Closed Transition Interlock Event - Condition Exists |
| 2828 | 520378 | 11 | Amber | Warning | Source 1 Voltage Valid But Phases Imbalanced - Condition Exists |

# F2500C / F2500CS / F2500W / MF2500C / MF2500CS / MF2500CL /SD2500C / SD2500CS / SD2550C / SD2550CS / SD2500W / SD2500WS
## - Diesel Engine Failure-Codes chart

| Fault Code | SPN | FMI | Lamp Color | SPN Description | Cumins Description |
|---|---|---|---|---|---|
| 2829 | 520379 | 11 | Amber | Warning | Source 2 Voltage Valid But Phases Imbalanced - Condition Exists |
| 2831 | 520371 | 11 | Amber | Warning | Source 1 Alarm - Condition Exists |
| 2832 | 520372 | 11 | Amber | Warning | Source 2 Alarm - Condition Exists |
| 2833 | 520373 | 11 | Amber | Warning | Auxiliary Input Output Expansion Board Unavailable - Condition Exists |
| 2834 | 520374 | 11 | Amber | Warning | Genset 1 Communication Failure - Condition Exists |
| 2835 | 520375 | 11 | None | None | Fewer External Transfer Switches Connected - Condition Exists |
| 2836 | 520376 | 11 | Amber | Warning | Transfer Switch Configuration Not Unique - Condition Exists |
| 2837 | 1137 | 2 | Maintenance | Maintenance | Exhaust Gas Temperature Cylinder 1 (A1) - Data Erratic, Intermittent, or Incorrect |
| 2838 | 1139 | 2 | Maintenance | Maintenance | Exhaust Gas Temperature Cylinder 3 (A2) - Data Erratic, Intermittent, or Incorrect |
| 2839 | 1141 | 2 | Maintenance | Maintenance | Exhaust Gas Temperature Cylinder 5 (A3) - Data Erratic, Intermittent, or Incorrect |
| 2841 | 1143 | 2 | Maintenance | Maintenance | Exhaust Gas Temperature Cylinder 7 (A4) - Data Erratic, Intermittent, or Incorrect |
| 2842 | 1145 | 2 | Maintenance | Maintenance | Exhaust Gas Temperature Cylinder 9 (A5) - Data Erratic, Intermittent, or Incorrect |
| 2843 | 1147 | 2 | Maintenance | Maintenance | Exhaust Gas Temperature Cylinder 11 (A6) - Data Erratic, Intermittent, or Incorrect |
| 2844 | 1149 | 2 | Maintenance | Maintenance | Exhaust Gas Temperature Cylinder 13 (A7) - Data Erratic, Intermittent, or Incorrect |
| 2845 | 1151 | 2 | Maintenance | Maintenance | Exhaust Gas Temperature Cylinder 15 (A8) - Data Erratic, Intermittent, or Incorrect |
| 2846 | 1153 | 2 | Maintenance | Maintenance | Exhaust Gas Temperature Cylinder 17 (A9) - Data Erratic, Intermittent, or Incorrect |

# F2500C / F2500CS / F2500W / MF2500C / MF2500CS / MF2500CL /SD2500C / SD2500CS / SD2550C / SD2550CS / SD2500W / SD2500WS
## - Diesel Engine Failure-Codes chart

| Fault Code | SPN | FMI | Lamp Color | SPN Description | Cumins Description |
|---|---|---|---|---|---|
| 2847 | 1138 | 2 | Maintenance | Maintenance | Exhaust Gas Temperature Cylinder 2 (B1) - Data Erratic, Intermittent, or Incorrect |
| 2848 | 1140 | 2 | Maintenance | Maintenance | Exhaust Gas Temperature Cylinder 4 (B2) - Data Erratic, Intermittent, or Incorrect |
| 2849 | 1142 | 2 | Maintenance | Maintenance | Exhaust Gas Temperature Cylinder 6 (B3) - Data Erratic, Intermittent, or Incorrect |
| 2851 | 1144 | 2 | Maintenance | Maintenance | Exhaust Gas Temperature Cylinder 8 (B4) - Data Erratic, Intermittent, or Incorrect |
| 2852 | 1146 | 2 | Maintenance | Maintenance | Exhaust Gas Temperature Cylinder 10 (B5) - Data Erratic, Intermittent, or Incorrect |
| 2853 | 1148 | 2 | Maintenance | Maintenance | Exhaust Gas Temperature Cylinder 12 (B6) - Data Erratic, Intermittent, or Incorrect |
| 2854 | 1150 | 2 | Maintenance | Maintenance | Exhaust Gas Temperature Cylinder 14 (B7) - Data Erratic, Intermittent, or Incorrect |
| 2855 | 1152 | 2 | Maintenance | Maintenance | Exhaust Gas Temperature Cylinder 16 (B8) - Data Erratic, Intermittent, or Incorrect |
| 2856 | 1154 | 2 | Maintenance | Maintenance | Exhaust Gas Temperature Cylinder 18 (B9) - Data Erratic, Intermittent, or Incorrect |
| 2857 | 103 | 0 | Red | Stop / Shutdown | Turbocharger 1 Speed - Data Valid But Above Normal Operating Range - Most Severe Level |
| 2858 | 1169 | 0 | Red | Stop / Shutdown | Turbocharger 2 Speed - Data Valid But Above Normal Operating Range - Most Severe Level |
| 2859 | 520377 | 3 | Amber | Warning | Alternator Heater Control Circuit - Voltage Above Normal or Shorted to High Source |
| 2861 | 520377 | 4 | Amber | Warning | Alternator Heater Control Circuit - Voltage Below Normal or Shorted to Low Source |
| 2862 | 520380 | 11 | Amber | Warning | Power Control Command (PCC) Alternator First Start Signal Error - Condition Exists |
| 2863 | 520381 | 2 | Red | Stop / Shutdown | Engine ECM to Power Command Controller (PCC) Communication - Data Erratic, Intermittent, or |
| 2864 | 632 | 3 | Red | Stop / Shutdown | Engine Fuel Shutoff Valve Driver Circuit - Voltage Above Normal or Shorted to High Source |

# F2500C / F2500CS / F2500W / MF2500C / MF2500CS / MF2500CL /SD2500C / SD2500CS / SD2550C / SD2550CS / SD2500W / SD2500WS
## - Diesel Engine Failure-Codes chart

| Fault Code | SPN | FMI | Lamp Color | SPN Description | Cumins Description |
|---|---|---|---|---|---|
| 2865 | 2634 | 11 | Amber | Warning | Power Relay Driver Diagnostics Has Detected an Error - Condition Exists |
| 2866 | 1442 | 3 | Amber | Warning | Engine Fuel Valve 1 Position Sensor Circuit - Voltage Above Normal or Shorted to High Source |
| 2867 | 1442 | 4 | Amber | Warning | Engine Fuel Valve 1 Position Sensor Circuit - Voltage Below Normal or Shorted to Low Source |
| 2868 | 3604 | 0 | Amber | Warning | Engine Block/Coolant Pre-heater Control Circuit - Engine Heater - Data Valid But Above Normal |
| 2869 | 520382 | 6 | Amber | Warning | High Temperature Cooling Circuit Current Driver - Current Above Normal or Grounded Circuit |
| 2871 | 520382 | 5 | Amber | Warning | High Temperature Cooling Circuit Current Driver - Current Below Normal or Open Circuit |
| 2872 | 520382 | 11 | Amber | Warning | High Temperature (HT) Cooling Circuit Current Driver Breaker Tripped - Condition Exists |
| 2873 | 520383 | 6 | Amber | Warning | Aftercooler Cooling Circuit Current Driver - Current Above Normal or Grounded Circuit |
| 2874 | 520383 | 5 | Amber | Warning | Aftercooler Cooling Circuit Current Driver - Current Below Normal or Open Circuit |
| 2875 | 520383 | 11 | Amber | Warning | Aftercooler Cooling (LT) Circuit Current Driver Breaker Tripped - Condition Exists |
| 2876 | 1172 | 1 | Red | Stop / Shutdown | Turbocharger 1 Compressor Intake Temperature - Data Valid But Below Normal Operating Range - |
| 2877 | 1172 | 1 | Amber | Warning | Turbocharger 1 Compressor Intake Temperature - Data Valid But Below Normal Operating Range - |
| 2878 | 4097 | 7 | Amber | Warning | Aftertreatment Fuel Drain Valve - Mechanical System Not Responding or Out of Adjustment |
| 2879 | 4097 | 2 | Amber | Warning | Aftertreatment Fuel Drain Valve - Data Erratic, Intermittent, or Incorrect |
| 2881 | 3480 | 1 | Amber | Warning | Aftertreatment Fuel Pressure Sensor - Data Valid But Below Normal Operating Range - Least Severe |
| 2882 | 520384 | 11 | Amber | Warning | Auxiliary 101 Device Type 1 Input 1 Active - Condition Exists |

# F2500C / F2500CS / F2500W / MF2500C / MF2500CS / MF2500CL /SD2500C / SD2500CS / SD2550C / SD2550CS / SD2500W / SD2500WS
## - Diesel Engine Failure-Codes chart

| Fault Code | SPN | FMI | Lamp Color | SPN Description | Cumins Description |
|---|---|---|---|---|---|
| 2883 | 520385 | 11 | Amber | Warning | Auxiliary 101 Device Type 1 Input 2 Active - Condition Exists |
| 2884 | 520386 | 11 | Amber | Warning | Auxiliary 101 Device Type 1 Input 3 Active - Condition Exists |
| 2885 | 520387 | 11 | Amber | Warning | Auxiliary 101 Device Type 1 Input 4 Active - Condition Exists |
| 2886 | 520388 | 11 | Amber | Warning | Auxiliary 101 Device Type 1 Input 5 Active - Condition Exists |
| 2887 | 520389 | 11 | Amber | Warning | Auxiliary 101 Device Type 1 Input 6 Active - Condition Exists |
| 2888 | 520390 | 11 | Amber | Warning | Auxiliary 101 Device Type 1 Input 7 Active - Condition Exists |
| 2889 | 520391 | 11 | Amber | Warning | Auxiliary 101 Device Type 1 Input 8 Active - Condition Exists |
| 2891 | 520392 | 11 | Amber | Warning | Auxiliary 102 Device Type 1 Input 1 Active - Condition Exists |
| 2892 | 520393 | 11 | Amber | Warning | Auxiliary 102 Device Type 1 Input 2 Active - Condition Exists |
| 2893 | 520394 | 11 | Amber | Warning | Auxiliary 102 Device Type 1 Input 3 Active - Condition Exists |
| 2894 | 520395 | 11 | Amber | Warning | Auxiliary 102 Device Type 1 Input 4 Active - Condition Exists |
| 2895 | 520396 | 11 | Amber | Warning | Power Command Control Network (PCCNet) Non Critical Device Failure - Condition Exists |
| 2896 | 520397 | 11 | Red | Stop / Shutdown | Power Command Control Network (PCCNet) Critical Device Failure - Condition Exists |
| 2897 | 520398 | 12 | Red | Stop / Shutdown | Factory Electronically Erasable Memory Block - Bad Intelligent Device or Component |
| 2898 | 520399 | 12 | Red | Stop / Shutdown | Periodic and Fault Electronically Erasable Memory Block - Bad Intelligent Device or Component |
| 2899 | 520400 | 12 | Red | Stop / Shutdown | User Electronically Erasable Memory Block - Bad Intelligent Device or Component |

# F2500C / F2500CS / F2500W / MF2500C / MF2500CS / MF2500CL /SD2500C / SD2500CS / SD2550C / SD2550CS / SD2500W / SD2500WS
## - Diesel Engine Failure-Codes chart

| Fault Code | SPN | FMI | Lamp Color | SPN Description | Cumins Description |
|---|---|---|---|---|---|
| 2911 | 520401 | 12 | Red | Stop / Shutdown | Trim Electronically Erasable Memory Block - Bad Intelligent Device or Component |
| 2912 | 520402 | 11 | Red | Stop / Shutdown | Voltage Reconnection Switch Operation - Condition Exists |
| 2913 | 520402 | 11 | Amber | Warning | Voltage Reconnection Switch Operation - Condition Exists |
| 2914 | 520403 | 11 | Red | Stop / Shutdown | Genset AC Meter Failure - Condition Exists |
| 2915 | 520404 | 11 | Amber | Warning | Generator Bus AC Meter Failure - Condition Exists |
| 2916 | 520405 | 11 | Amber | Warning | Utility AC Meter Failure - Condition Exists |
| 2917 | 520406 | 3 | Amber | Warning | Genset Bus Voltage - Voltage Above Normal or Shorted to High Source |
| 2918 | 2474 | 0 | Amber | Warning | Genset Bus Voltage - Data Valid But Above Normal Operating Range - Moderately Severe Level |
| 2919 | 2482 | 0 | Amber | Warning | Utility Voltage - Data Valid But Above Normal Operating Range - Moderately Severe Level |
| 2921 | 520407 | 0 | Amber | Warning | Genset Bus Current - Data Valid But Above Normal Operating Range - Moderately Severe Level |
| 2922 | 520408 | 0 | Amber | Warning | Genset Neutral Current - Data Valid But Above Normal Operating Range - Moderately Severe Level |
| 2923 | 520409 | 0 | Amber | Warning | Generator Bus Real Power - Data Valid But Above Normal Operating Range - Moderately Severe |
| 2924 | 520410 | 0 | Amber | Warning | Generator Bus Reactive Power - Data Valid But Above Normal Operating Range - Moderately Severe |
| 2925 | 520411 | 0 | Amber | Warning | Generator Bus Apparent Power - Data Valid But Above Normal Operating Range - Moderately |
| 2926 | 2486 | 0 | Amber | Warning | Utility Bus Real Power - Data Valid But Above Normal Operating Range - Moderately Severe Level |
| 2927 | 2490 | 0 | Amber | Warning | Utility Bus Reactive Power - Data Valid But Above Normal Operating Range - Moderately Severe |

# F2500C / F2500CS / F2500W / MF2500C / MF2500CS / MF2500CL /SD2500C / SD2500CS / SD2550C / SD2550CS / SD2500W / SD2500WS
# - Diesel Engine Failure-Codes chart

| Fault Code | SPN | FMI | Lamp Color | SPN Description | Cumins Description |
|---|---|---|---|---|---|
| 2928 | 2494 | 0 | Amber | Warning | Utility Bus Apparent Power - Data Valid But Above Normal Operating Range - Moderately Severe |
| 2929 | 520412 | 11 | Amber | Warning | HMI Output Configuration Fault - Condition Exists |
| 2931 | 520413 | 11 | Amber | Warning | Auxiliary 101 Device ID Fault - Condition Exists |
| 2932 | 520414 | 0 | Amber | Warning | Auxiliary 101 Device Oil Temperature Input - Data Valid But Above Normal Operating Range - |
| 2933 | 520414 | 1 | Amber | Warning | Auxiliary 101 Device Oil Temperature Input - Data Valid But Below Normal Operating Range - |
| 2934 | 520415 | 0 | Amber | Warning | Auxiliary 101 Device Ambient Temperature Input - Data Valid But Above Normal Operating Range - |
| 2935 | 520415 | 1 | Amber | Warning | Auxiliary 101 Device Ambient Temperature Input - Data Valid But Below Normal Operating Range - |
| 2936 | 520416 | 0 | Amber | Warning | Auxiliary 101 Device Fuel Level Input - Data Valid But Above Normal Operating Range - Moderately |
| 2937 | 520416 | 1 | Amber | Warning | Auxiliary 101 Device Fuel Level Input - Data Valid But Below Normal Operating Range - Moderately |
| 2938 | 520417 | 11 | Amber | Warning | Ground Fault Switch Closure - Condition Exists |
| 2939 | 520418 | 11 | Amber | Warning | Modbus Failure Fault - Condition Exists |
| 2941 | 520419 | 11 | None | None | Remote Shutdown Fault Reset Occurrence - Condition Exists |
| 2942 | 520420 | 11 | Amber | Warning | Shutdown Fault Override Fail To Activate - Condition Exists |
| 2943 | 520421 | 11 | Amber | Warning | Manual Start Command Switch Configuration Fault - Condition Exists |
| 2944 | 520422 | 11 | Amber | Warning | Auto Mode Command Switch Configuration Fault - Condition Exists |
| 2945 | 520423 | 11 | Amber | Warning | Fuel Tank Rupture Basin - Condition Exists |

# F2500C / F2500CS / F2500W / MF2500C / MF2500CS / MF2500CL /SD2500C / SD2500CS / SD2550C / SD2550CS / SD2500W / SD2500WS
## - Diesel Engine Failure-Codes chart

| Fault Code | SPN | FMI | Lamp Color | SPN Description | Cumins Description |
|---|---|---|---|---|---|
| 2946 | 2433 | 1 | Amber | Warning | Engine Exhaust Gas Temperature - Bank 1 - Data Valid But Below Normal Operating Range - |
| 2947 | 2434 | 1 | Amber | Warning | Engine Exhaust Gas Temperature - Bank 2 - Data Valid But Below Normal Operating Range - |
| 2948 | 520424 | 11 | Amber | Warning | Engine Exhaust Gas Temperature Right Manifold Fault Threshold Exceeded - Condition Exists |
| 2949 | 520425 | 11 | Amber | Warning | Engine Exhaust Gas Temperature Left Manifold Fault Threshold Exceeded - Condition Exists |
| 2951 | 520426 | 0 | Amber | Warning | Auxiliary 101 Device Alternator Temperature 1 Input - Data Valid But Above Normal Operating Range |
| 2952 | 520426 | 1 | Amber | Warning | Auxiliary 101 Device Alternator Temperature 1 Input - Data Valid But Below Normal Operating Range |
| 2953 | 520426 | 11 | Amber | Warning | Auxiliary 101 Device Alternator Temperature 1 Fault Threshold Exceeded - Condition Exists |
| 2954 | 520427 | 0 | Amber | Warning | Auxiliary 101 Device Alternator Temperature 2 Input - Data Valid But Above Normal Operating Range |
| 2955 | 520427 | 1 | Amber | Warning | Auxiliary 101 Device Alternator Temperature 2 Input - Data Valid But Below Normal Operating Range |
| 2956 | 520427 | 11 | Amber | Warning | Auxiliary 101 Device Alternator Temperature 2 Fault Threshold Exceeded - Condition Exists |
| 2957 | 520428 | 0 | Amber | Warning | Auxiliary 101 Device Alternator Temperature 3 Input - Data Valid But Above Normal Operating Range |
| 2958 | 520428 | 1 | Amber | Warning | Auxiliary 101 Device Alternator Temperature 3 Input - Data Valid But Below Normal Operating Range |
| 2959 | 520428 | 11 | Amber | Warning | Auxiliary 101 Device Alternator Temperature 3 Fault Threshold Exceeded - Condition Exists |
| 2961 | 412 | 0 | None | None | Exhaust Gas Recirculation Temperature - Data Valid But Above Normal Operating Range - Least |
| 2962 | 412 | 0 | Amber | Warning | Exhaust Gas Recirculation Temperature - Data Valid But Above Normal Operating Range - |
| 2963 | 110 | 0 | None | None | Engine Coolant Temperature - Data Valid But Above Normal Operating Range - Least Severe Level |

# F2500C / F2500CS / F2500W / MF2500C / MF2500CS / MF2500CL /SD2500C / SD2500CS / SD2550C / SD2550CS / SD2500W / SD2500WS
# - Diesel Engine Failure-Codes chart

| Fault Code | SPN | FMI | Lamp Color | SPN Description | Cumins Description |
|---|---|---|---|---|---|
| 2964 | 105 | 0 | None | None | Intake Manifold 1 Temperature - Data Valid But Above Normal Operating Range - Least Severe Level |
| 2965 | 611 | 11 | None | None | Genset Available for Loading Pending Transfer Time Delay. - Condition Exists |
| 2966 | 611 | 11 | None | None | AMF Board Not Responding - Condition Exists |
| 2967 | 611 | 11 | None | None | Governor Drive Circuitry Detects a Fault - Condition Exists |
| 2968 | 611 | 11 | None | None | AVR Hardware Detects a Fault - Condition Exists |
| 2969 | 611 | 11 | None | None | No Communication With LonWorks Board - Condition Exists |
| 2971 | 611 | 11 | None | None | AMF Self Test - Condition Exists |
| 2972 | 611 | 11 | None | None | AVR Field at Max Field Limit for a Time Greater than Max Field Time - Condition Exists |
| 2973 | 102 | 2 | Amber | Warning | Intake Manifold 1 Pressure - Data Erratic, Intermittent, or Incorrect |
| 2974 | 1210 | 11 | Amber | Warning | Fuel Rack Position Sensor 1 Circuit - Root Cause Not Known |
| 2975 | 2947 | 11 | Amber | Warning | Fuel Rack Position Sensor 2 Circuit - Root Cause Not Known |
| 2976 | 3361 | 2 | Amber | Warning | Aftertreatment 1 Diesel Exhaust Fluid Dosing Unit Temperature - Data Erratic, Intermittent, or |
| 2977 | 520429 | 1 | Amber | Warning | Coolant Level 2 - Data Valid But Below Normal Operating Range - Moderately Severe Level |
| 2978 | 520433 | 1 | Amber | Warning | Auxiliary 101 Device Intake Manifold 1 Temperature - Data Valid But Below Normal Operating Range |
| 2979 | 520430 | 11 | Amber | Warning | High Alternator Temperature Switch Fault - Condition Exists |
| 2981 | 520431 | 0 | Amber | Warning | Alternator Drive End Bearing Temperature - Data Valid But Above Normal Operating Range - |

# F2500C / F2500CS / F2500W / MF2500C / MF2500CS / MF2500CL /SD2500C / SD2500CS / SD2550C / SD2550CS / SD2500W / SD2500WS
# - Diesel Engine Failure-Codes chart

| Fault Code | SPN | FMI | Lamp Color | SPN Description | Cumins Description |
|---|---|---|---|---|---|
| 2982 | 520431 | 1 | Amber | Warning | Alternator Drive End Bearing Temperature - Data Valid But Below Normal Operating Range - |
| 2983 | 520431 | 11 | Amber | Warning | Alternator Drive End Bearing Temperature Fault Threshold Exceeded - Condition Exists |
| 2984 | 520432 | 0 | Amber | Warning | Alternator Non Drive End Bearing Temperature - Data Valid But Above Normal Operating Range - |
| 2985 | 520432 | 1 | Amber | Warning | Alternator Non Drive End Bearing Temperature - Data Valid But Below Normal Operating Range - |
| 2986 | 520432 | 11 | Amber | Warning | Alternator Non Drive End Bearing Temperature Fault Threshold Exceeded - Condition Exists |
| 2987 | 2659 | 2 | Amber | Warning | EGR Mass Flow - Data Erratic, Intermittent, or Incorrect |
| 2988 | 132 | 0 | Amber | Warning | Engine Intake Air Mass Flow - Data Valid But Above Normal Operating Range - Moderately Severe |
| 2989 | 132 | 1 | Amber | Warning | Engine Intake Air Mass Flow - Data Valid But Below Normal Operating Range - Moderately Severe |
| 2991 | 1390 | 1 | Red | Stop / Shutdown | Engine Fuel Valve 1 Intake Pressure - Data Valid But Below Normal Operating Range - Most Severe |
| 2992 | 520433 | 0 | Amber | Warning | Auxiliary 101 Device Intake Manifold 1 Temperature - Data Valid But Above Normal Operating Range |
| 2993 | 520434 | 11 | Amber | Warning | Non-Engine Mounted Battery Charger Failed Fault - Condition Exists |
| 2994 | 629 | 14 | Amber | Warning | Engine Control Module Internal Failure - Special Instructions |
| 2995 | 3563 | 0 | Red | Stop / Shutdown | Intake Manifold Pressure 1 - Data Valid But Above Normal Operating Range - Most Severe Level |
| 2996 | 3563 | 0 | Amber | Warning | Intake Manifold Pressure 1 - Data Valid But Above Normal Operating Range - Moderately Severe |
| 2997 | 724 | 1 | Red | Stop / Shutdown | Heated Oxygen Sensor - Data Valid But Below Normal Operating Range - Most Severe Level |
| 2998 | 1632 | 14 | Amber | Warning | Engine Torque Limit Feature - Special Instructions |

# F2500C / F2500CS / F2500W / MF2500C / MF2500CS / MF2500CL /SD2500C / SD2500CS / SD2550C / SD2550CS / SD2500W / SD2500WS
## - Diesel Engine Failure-Codes chart

| Fault Code | SPN | FMI | Lamp Color | SPN Description | Cumins Description |
|---|---|---|---|---|---|
| 3111 | 1352 | 14 | Red | Stop / Shutdown | Engine Cylinder 1 (A1) Knock Sensor Excessive Mechanical Vibration - Special Instructions |
| 3112 | 1353 | 14 | Red | Stop / Shutdown | Engine Cylinder 2 (B1) Knock Sensor Excessive Mechanical Vibration - Special Instructions |
| 3113 | 1354 | 14 | Red | Stop / Shutdown | Engine Cylinder 3 (A2) Knock Sensor Excessive Mechanical Vibration - Special Instructions |
| 3114 | 1355 | 14 | Red | Stop / Shutdown | Engine Cylinder 4 (B2) Knock Sensor Excessive Mechanical Vibration - Special Instructions |
| 3115 | 1356 | 14 | Red | Stop / Shutdown | Engine Cylinder 5 (A3) Knock Sensor Excessive Mechanical Vibration - Special Instructions |
| 3116 | 1357 | 14 | Red | Stop / Shutdown | Engine Cylinder 6 (B3) Knock Sensor Excessive Mechanical Vibration - Special Instructions |
| 3117 | 1358 | 14 | Red | Stop / Shutdown | Engine Cylinder 7 (A4) Knock Sensor Excessive Mechanical Vibration - Special Instructions |
| 3118 | 1359 | 14 | Red | Stop / Shutdown | Engine Cylinder 8 (B4) Knock Sensor Excessive Mechanical Vibration - Special Instructions |
| 3119 | 1360 | 14 | Red | Stop / Shutdown | Engine Cylinder 9 (A5) Knock Sensor Excessive Mechanical Vibration - Special Instructions |
| 3121 | 1361 | 14 | Red | Stop / Shutdown | Engine Cylinder 10 (B5) Knock Sensor Excessive Mechanical Vibration - Special Instructions |
| 3122 | 1362 | 14 | Red | Stop / Shutdown | Engine Cylinder 11 (A6) Knock Sensor Excessive Mechanical Vibration - Special Instructions |
| 3123 | 1363 | 14 | Red | Stop / Shutdown | Engine Cylinder 12 (B6) Knock Sensor Excessive Mechanical Vibration - Special Instructions |
| 3124 | 1364 | 14 | Red | Stop / Shutdown | Engine Cylinder 13 (A7) Knock Sensor Excessive Mechanical Vibration - Special Instructions |
| 3125 | 1365 | 14 | Red | Stop / Shutdown | Engine Cylinder 14 (B7) Knock Sensor Excessive Mechanical Vibration - Special Instructions |
| 3126 | 1366 | 14 | Red | Stop / Shutdown | Engine Cylinder 15 (A8) Knock Sensor Excessive Mechanical Vibration - Special Instructions |
| 3127 | 1367 | 14 | Red | Stop / Shutdown | Engine Cylinder 16 (B8) Knock Sensor Excessive Mechanical Vibration - Special Instructions |

# F2500C / F2500CS / F2500W / MF2500C / MF2500CS / MF2500CL /SD2500C / SD2500CS / SD2550C / SD2550CS / SD2500W / SD2500WS - Diesel Engine Failure-Codes chart

| Fault Code | SPN | FMI | Lamp Color | SPN Description | Cumins Description |
|---|---|---|---|---|---|
| 3128 | 1368 | 14 | Red | Stop / Shutdown | Engine Cylinder 17 (A9) Knock Sensor Excessive Mechanical Vibration - Special Instructions |
| 3129 | 1369 | 14 | Red | Stop / Shutdown | Engine Cylinder 18 (B9) Knock Sensor Excessive Mechanical Vibration - Special Instructions |
| 3131 | 190 | 14 | Red | Stop / Shutdown | Engine Crankshaft Speed/Position - Special Instructions |
| 3132 | 1242 | 0 | Amber | Warning | Instantaneous Estimated Brake Power - Data Valid But Above Normal Operating Range - Moderately |
| 3133 | 3610 | 3 | Amber | Warning | Aftertreatment 1 Diesel Particulate Filter Outlet Pressure Sensor Circuit - Voltage Above Normal or |
| 3134 | 3610 | 4 | Amber | Warning | Aftertreatment 1 Diesel Particulate Filter Outlet Pressure Sensor Circuit - Voltage Below Normal or |
| 3135 | 3610 | 2 | Amber | Warning | Aftertreatment 1 Diesel Particulate Filter Outlet Pressure - Data Erratic, Intermittent, or Incorrect |
| 3136 | 5019 | 3 | Amber | Warning | Engine Exhaust Gas Recirculation Outlet Pressure Sensor Circuit - Voltage Above Normal or Shorted |
| 3137 | 5019 | 4 | Amber | Warning | Engine Exhaust Gas Recirculation Outlet Pressure Sensor Circuit - Voltage Below Normal or Shorted |
| 3138 | 5019 | 2 | Amber | Warning | Engine Exhaust Gas Recirculation Outlet Pressure - Data Erratic, Intermittent, or Incorrect |
| 3139 | 3667 | 3 | Amber | Warning | Engine Air Shutoff Circuit - Voltage Above Normal or Shorted to High Source |
| 3141 | 3667 | 4 | Amber | Warning | Engine Air Shutoff Circuit - Voltage Below Normal or Shorted to Low Source |
| 3142 | 4360 | 3 | Amber | Warning | Aftertreatment 1 SCR Intake Temperature Sensor Circuit - Voltage Above Normal or Shorted to High |
| 3143 | 4360 | 4 | Amber | Warning | Aftertreatment 1 SCR Intake Temperature Sensor Circuit - Voltage Below Normal or Shorted to Low |
| 3144 | 4360 | 2 | Amber | Warning | Aftertreatment 1 SCR Intake Temperature Sensor - Data Erratic, Intermittent, or Incorrect |
| 3145 | 4360 | 10 | Amber | Warning | Aftertreatment 1 SCR Intake Temperature Sensor - Abnormal Rate of Change |

# F2500C / F2500CS / F2500W / MF2500C / MF2500CS / MF2500CL /SD2500C / SD2500CS / SD2550C / SD2550CS / SD2500W / SD2500WS
## - Diesel Engine Failure-Codes chart

| Fault Code | SPN | FMI | Lamp Color | SPN Description | Cumins Description |
|---|---|---|---|---|---|
| 3146 | 4363 | 3 | Amber | Warning | Aftertreatment 1 SCR Outlet Temperature Sensor Circuit - Voltage Above Normal or Shorted to High |
| 3147 | 4363 | 4 | Amber | Warning | Aftertreatment 1 SCR Outlet Temperature Sensor Circuit - Voltage Below Normal or Shorted to Low |
| 3148 | 4363 | 2 | Amber | Warning | Aftertreatment 1 SCR Outlet Temperature Sensor - Data Erratic, Intermittent, or Incorrect |
| 3149 | 4363 | 10 | Amber | Warning | Aftertreatment 1 SCR Outlet Temperature Sensor - Abnormal Rate of Change |
| 3151 | 4794 | 11 | Amber | Warning | Aftertreatment 1 SCR Catalyst System Missing - Condition Exists |
| 3152 | 4809 | 3 | Amber | Warning | Aftertreatment Warm Up Diesel Oxidation Catalyst Intake Temperature Sensor Circuit - Voltage |
| 3153 | 4809 | 4 | Amber | Warning | Aftertreatment Warm Up Diesel Oxidation Catalyst Intake Temperature Sensor Circuit - Voltage |
| 3154 | 4809 | 2 | Amber | Warning | Aftertreatment Warm Up Diesel Oxidation Catalyst Intake Temperature - Data Erratic, Intermittent, or |
| 3155 | 4810 | 3 | Amber | Warning | Aftertreatment Warm Up Diesel Oxidation Catalyst Outlet Temperature Sensor Circuit - Voltage |
| 3156 | 4810 | 4 | Amber | Warning | Aftertreatment Warm Up Diesel Oxidation Catalyst Outlet Temperature Sensor Circuit - Voltage |
| 3157 | 4810 | 2 | Amber | Warning | Aftertreatment Warm Up Diesel Oxidation Catalyst Outlet Temperature - Data Erratic, Intermittent, or |
| 3158 | 4793 | 11 | Amber | Warning | Aftertreatment Warm Up Diesel Oxidation Catalyst Missing - Condition Exists |
| 3159 | 598 | 3 | Amber | Warning | Clutch Switch Circuit - Voltage Above Normal or Shorted to High Source |
| 3161 | 598 | 4 | Amber | Warning | Clutch Switch Circuit - Voltage Below Normal or Shorted to Low Source |
| 3162 | 4810 | 0 | Red | Stop / Shutdown | Aftertreatment Warm Up Diesel Oxidation Catalyst Outlet Temperature - Data Valid But Above |
| 3163 | 4360 | 13 | Amber | Warning | Aftertreatment 1 SCR Intake Temperature Sensor Swapped - Out of Calibration |

# F2500C / F2500CS / F2500W / MF2500C / MF2500CS / MF2500CL /SD2500C / SD2500CS / SD2550C / SD2550CS / SD2500W / SD2500WS - Diesel Engine Failure-Codes chart

| Fault Code | SPN | FMI | Lamp Color | SPN Description | Cumins Description |
|---|---|---|---|---|---|
| 3164 | 4360 | 0 | None | None | Aftertreatment 1 SCR Intake Temperature - Data Valid But Above Normal Operating Range - Least |
| 3165 | 4363 | 0 | Red | Stop / Shutdown | Aftertreatment 1 SCR Outlet Temperature - Data Valid But Above Normal Operating Range - Most |
| 3166 | 4809 | 13 | Amber | Warning | Aftertreatment Warm Up Diesel Oxidation Catalyst Intake Temperature Sensor Swapped - Out of |
| 3167 | 3556 | 1 | Amber | Warning | Aftertreatment Doser - Data Valid But Below Normal Operating Range - Moderately Severe Level |
| 3168 | 3936 | 0 | Amber | Warning | Aftertreatment 1 Diesel Particulate Filter System - Data Valid But Above Normal Operating Range - |
| 3169 | 4810 | 0 | Red | Stop / Shutdown | Aftertreatment Warm Up Diesel Oxidation Catalyst Outlet Temperature - Data Valid But Above |
| 3171 | 4809 | 0 | Red | Stop / Shutdown | Aftertreatment Warm Up Diesel Oxidation Catalyst Intake Temperature - Data Valid But Above |
| 3172 | 2797 | 2 | Amber | Warning | Engine Injector Group 1 - Data Erratic, Intermittent, or Incorrect |
| 3173 | 4791 | 1 | Amber | Warning | Aftertreatment 1 Warm Up Diesel Oxidation Catalyst Efficiency - Data Valid But Below Normal |
| 3174 | 4791 | 1 | None | None | Aftertreatment 1 Warm Up Diesel Oxidation Catalyst Efficiency - Data Valid But Below Normal |
| 3175 | 3480 | 1 | Amber | Warning | Aftertreatment Fuel Pressure Sensor - Data Valid But Below Normal Operating Range - Moderately |
| 3176 | 3480 | 0 | Amber | Warning | Aftertreatment Fuel Pressure Sensor - Data Valid But Above Normal Operating Range - Moderately |
| 3177 | 7576 | 3 | Amber | Warning | Glow Plug Control Module - Voltage Above Normal or Shorted to High Source |
| 3178 | 7576 | 4 | Amber | Warning | Glow Plug Control Module - Voltage Below Normal or Shorted to Low Source |
| 3179 | 854 | 4 | Amber | Warning | Glow Plug Heater Circuit #1 - Voltage Below Normal or Shorted to Low Source |
| 3181 | 854 | 3 | Amber | Warning | Glow Plug Heater Circuit #1 - Voltage Above Normal or Shorted to High Source |

# F2500C / F2500CS / F2500W / MF2500C / MF2500CS / MF2500CL /SD2500C / SD2500CS / SD2550C / SD2550CS / SD2500W / SD2500WS
## - Diesel Engine Failure-Codes chart

| Fault Code | SPN | FMI | Lamp Color | SPN Description | Cumins Description |
|---|---|---|---|---|---|
| 3182 | 855 | 4 | Amber | Warning | Glow Plug Heater Circuit #2 - Voltage Below Normal or Shorted to Low Source |
| 3183 | 855 | 3 | Amber | Warning | Glow Plug Heater Circuit #2 - Voltage Above Normal or Shorted to High Source |
| 3184 | 856 | 4 | Amber | Warning | Glow Plug Heater Circuit #3 - Voltage Below Normal or Shorted to Low Source |
| 3185 | 856 | 3 | Amber | Warning | Glow Plug Heater Circuit #3 - Voltage Above Normal or Shorted to High Source |
| 3186 | 1623 | 9 | Amber | Warning | Tachograph Output Shaft Speed - Abnormal Update Rate |
| 3187 | 854 | 5 | Amber | Warning | Glow Plug Heater Circuit #1 - Current Below Normal or Open Circuit |
| 3188 | 855 | 5 | Amber | Warning | Glow Plug Heater Circuit #2 - Current Below Normal or Open Circuit |
| 3189 | 856 | 5 | Amber | Warning | Glow Plug Heater Circuit #3 - Current Below Normal or Open Circuit |
| 3191 | 857 | 5 | Amber | Warning | Glow Plug Heater Circuit #4 - Current Below Normal or Open Circuit |
| 3192 | 858 | 5 | Amber | Warning | Glow Plug Heater Circuit #5 - Current Below Normal or Open Circuit |
| 3193 | 859 | 5 | Amber | Warning | Glow Plug Heater Circuit #6 - Current Below Normal or Open Circuit |
| 3194 | 860 | 5 | Amber | Warning | Glow Plug Heater Circuit #7 - Current Below Normal or Open Circuit |
| 3195 | 861 | 5 | Amber | Warning | Glow Plug Heater Circuit #8 - Current Below Normal or Open Circuit |
| 3196 | 857 | 4 | Amber | Warning | Glow Plug Heater Circuit #4 - Voltage Below Normal or Shorted to Low Source |
| 3197 | 857 | 3 | Amber | Warning | Glow Plug Heater Circuit #4 - Voltage Above Normal or Shorted to High Source |
| 3198 | 858 | 4 | Amber | Warning | Glow Plug Heater Circuit #5 - Voltage Below Normal or Shorted to Low Source |

# F2500C / F2500CS / F2500W / MF2500C / MF2500CS / MF2500CL /SD2500C / SD2500CS / SD2550C / SD2550CS / SD2500W / SD2500WS
## - Diesel Engine Failure-Codes chart

| Fault Code | SPN | FMI | Lamp Color | SPN Description | Cumins Description |
|---|---|---|---|---|---|
| 3199 | 858 | 3 | Amber | Warning | Glow Plug Heater Circuit #5 - Voltage Above Normal or Shorted to High Source |
| 3211 | 859 | 4 | Amber | Warning | Glow Plug Heater Circuit #6 - Voltage Below Normal or Shorted to Low Source |
| 3212 | 859 | 3 | Amber | Warning | Glow Plug Heater Circuit #6 - Voltage Above Normal or Shorted to High Source |
| 3213 | 1623 | 2 | Amber | Warning | Tachograph Output Shaft Speed - Received Network Data in Error |
| 3214 | 7576 | 2 | Amber | Warning | Glow Plug Control Module - Data Erratic, Intermittent, or Incorrect |
| 3215 | 860 | 4 | Amber | Warning | Glow Plug Heater Circuit #7 - Voltage Below Normal or Shorted to Low Source |
| 3216 | 860 | 3 | Amber | Warning | Glow Plug Heater Circuit #7 - Voltage Above Normal or Shorted to High Source |
| 3217 | 861 | 4 | Amber | Warning | Glow Plug Heater Circuit #8 - Voltage Below Normal or Shorted to Low Source |
| 3218 | 861 | 3 | Amber | Warning | Glow Plug Heater Circuit #8 - Voltage Above Normal or Shorted to High Source |
| 3219 | 7576 | 9 | Amber | Warning | Glow Plug Control Module - Abnormal Update Rate |
| 3221 | 7576 | 13 | Amber | Warning | Glow Plug Control Module - Out of Calibration |
| 3222 | 7576 | 12 | Amber | Warning | Glow Plug Control Module - Bad Intelligent Device or Component |
| 3223 | 3490 | 4 | Amber | Warning | Aftertreatment Purge Air Actuator Circuit - Voltage Below Normal or Shorted to Low Source |
| 3224 | 3490 | 3 | Amber | Warning | Aftertreatment Purge Air Actuator Circuit - Voltage Above Normal or Shorted to High Source |
| 3225 | 3490 | 7 | Amber | Warning | Aftertreatment Purge Air Actuator - Mechanical System Not Responding or Out of Adjustment |
| 3226 | 520436 | 11 | None | None | Genset on Base Load - Condition Exists |

# F2500C / F2500CS / F2500W / MF2500C / MF2500CS / MF2500CL /SD2500C / SD2500CS / SD2550C / SD2550CS / SD2500W / SD2500WS - Diesel Engine Failure-Codes chart

| Fault Code | SPN | FMI | Lamp Color | SPN Description | Cumins Description |
|---|---|---|---|---|---|
| 3227 | 520437 | 11 | None | None | Genset on Peak Shave - Condition Exists |
| 3228 | 3216 | 2 | Amber | Warning | Aftertreatment 1 Intake NOx Sensor - Data Erratic, Intermittent, or Incorrect |
| 3229 | 4360 | 0 | Red | Stop / Shutdown | Aftertreatment 1 SCR Intake Temperature - Data Valid But Above Normal Operating Range - Most |
| 3231 | 4360 | 0 | Red | Stop / Shutdown | Aftertreatment 1 SCR Intake Temperature - Data Valid But Above Normal Operating Range - |
| 3232 | 3216 | 9 | Amber | Warning | Aftertreatment 1 Intake NOx Sensor - Abnormal Update Rate |
| 3233 | 3216 | 0 | Amber | Warning | Aftertreatment 1 Intake NOx - Data Valid But Above Normal Operating Range - Least Severe Level |
| 3234 | 3216 | 0 | Red | Stop / Shutdown | Aftertreatment 1 Intake NOx - Data Valid But Above Normal Operating Range - Most Severe Level |
| 3235 | 4363 | 0 | Red | Stop / Shutdown | Aftertreatment 1 SCR Outlet Temperature - Data Valid But Above Normal Operating Range - |
| 3236 | 4363 | 0 | Amber | Warning | Aftertreatment 1 SCR Outlet Temperature - Data Valid But Above Normal Operating Range - Least |
| 3237 | 4340 | 3 | Amber | Warning | Aftertreatment 1 Diesel Exhaust Fluid Line Heater 1 Circuit - Voltage Above Normal or Shorted to |
| 3238 | 4340 | 4 | Amber | Warning | Aftertreatment 1 Diesel Exhaust Fluid Line Heater 1 Circuit - Voltage Below Normal or Shorted to Low |
| 3239 | 4342 | 3 | Amber | Warning | Aftertreatment 1 Diesel Exhaust Fluid Line Heater 2 Circuit - Voltage Above Normal or Shorted to |
| 3241 | 4342 | 4 | Amber | Warning | Aftertreatment 1 Diesel Exhaust Fluid Line Heater 2 Circuit - Voltage Below Normal or Shorted to Low |
| 3242 | 3363 | 7 | Amber | Warning | Aftertreatment 1 Diesel Exhaust Fluid Tank Heater - Mechanical System Not Responding or Out of |
| 3243 | 3060 | 1 | Amber | Warning | Engine Cooling System Monitor - Data Valid But Below Normal Operating Range - Moderately Severe |
| 3244 | 84 | 0 | Amber | Warning | Wheel-Based Vehicle Speed - Data Valid But Above Normal Operating Range - Moderately Severe |

# F2500C / F2500CS / F2500W / MF2500C / MF2500CS / MF2500CL /SD2500C / SD2500CS / SD2550C / SD2550CS / SD2500W / SD2500WS - Diesel Engine Failure-Codes chart

| Fault Code | SPN | FMI | Lamp Color | SPN Description | Cumins Description |
|---|---|---|---|---|---|
| 3245 | 3936 | 7 | Amber | Warning | Aftertreatment 1 Diesel Particulate Filter System - Mechanical System Not Responding or Out of |
| 3246 | 3556 | 1 | Amber | Warning | Aftertreatment Doser - Data Valid But Below Normal Operating Range - Least Severe Level |
| 3247 | 4809 | 0 | Red | Stop / Shutdown | Aftertreatment Warm Up Diesel Oxidation Catalyst Intake Temperature - Data Valid But Above |
| 3248 | 4809 | 0 | Amber | Warning | Aftertreatment Warm Up Diesel Oxidation Catalyst Intake Temperature - Data Valid But Above |
| 3249 | 4810 | 0 | Amber | Warning | Aftertreatment Warm Up Diesel Oxidation Catalyst Outlet Temperature - Data Valid But Above |
| 3251 | 4765 | 0 | Red | Stop / Shutdown | Aftertreatment 1 Diesel Oxidation Catalyst Intake Temperature - Data Valid But Above Normal |
| 3252 | 4765 | 0 | Amber | Warning | Aftertreatment 1 Diesel Oxidation Catalyst Intake Temperature - Data Valid But Above Normal |
| 3253 | 3242 | 0 | Red | Stop / Shutdown | Aftertreatment 1 Diesel Particulate Filter Intake Temperature - Data Valid But Above Normal |
| 3254 | 3242 | 0 | Amber | Warning | Aftertreatment 1 Diesel Particulate Filter Intake Temperature - Data Valid But Above Normal |
| 3255 | 3246 | 0 | Red | Stop / Shutdown | Aftertreatment 1 Diesel Particulate Filter Outlet Temperature - Data Valid But Above Normal |
| 3256 | 3246 | 0 | Amber | Warning | Aftertreatment 1 Diesel Particulate Filter Outlet Temperature - Data Valid But Above Normal |
| 3257 | 4340 | 7 | Amber | Warning | Aftertreatment 1 Diesel Exhaust Fluid Line Heater 1 Circuit - Mechanical System Not Responding or |
| 3258 | 4340 | 5 | Amber | Warning | Aftertreatment 1 Diesel Exhaust Fluid Line Heater 1 Circuit - Current Below Normal or Open Circuit |
| 3259 | 4342 | 7 | Amber | Warning | Aftertreatment 1 Diesel Exhaust Fluid Line Heater 2 Circuit - Mechanical System Not Responding or |
| 3261 | 4342 | 5 | Amber | Warning | Aftertreatment 1 Diesel Exhaust Fluid Line Heater 2 Circuit - Current Below Normal or Open Circuit |
| 3262 | 1300 | 0 | None | None | Engine Spark Plug 7 (A4) Voltage - Data Valid But Above Normal Operating Range - Least Severe |

# F2500C / F2500CS / F2500W / MF2500C / MF2500CS / MF2500CL /SD2500C / SD2500CS / SD2550C / SD2550CS / SD2500W / SD2500WS - Diesel Engine Failure-Codes chart

| Fault Code | SPN | FMI | Lamp Color | SPN Description | Cumins Description |
|---|---|---|---|---|---|
| 3263 | 1300 | 1 | None | None | Engine Spark Plug 7 (A4) Voltage - Data Valid But Below Normal Operating Range - Least Severe |
| 3264 | 1301 | 0 | None | None | Engine Spark Plug 8 (B4) Voltage - Data Valid But Above Normal Operating Range - Least Severe |
| 3265 | 1301 | 1 | None | None | Engine Spark Plug 8 (B4) Voltage - Data Valid But Below Normal Operating Range - Least Severe |
| 3266 | 1302 | 0 | None | None | Engine Spark Plug 9 (A5) Voltage - Data Valid But Above Normal Operating Range - Least Severe |
| 3267 | 1302 | 1 | None | None | Engine Spark Plug 9 (A5) Voltage - Data Valid But Below Normal Operating Range - Least Severe |
| 3268 | 1303 | 0 | None | None | Engine Spark Plug 10 (B5) Voltage - Data Valid But Above Normal Operating Range - Least Severe |
| 3269 | 1303 | 1 | None | None | Engine Spark Plug 10 (B5) Voltage - Data Valid But Below Normal Operating Range - Least Severe |
| 3271 | 1304 | 0 | None | None | Engine Spark Plug 11 (A6) Voltage - Data Valid But Above Normal Operating Range - Least Severe |
| 3272 | 1304 | 1 | None | None | Engine Spark Plug 11 (A6) Voltage - Data Valid But Below Normal Operating Range - Least Severe |
| 3273 | 1305 | 0 | None | None | Engine Spark Plug 12 (B6) Voltage - Data Valid But Above Normal Operating Range - Least Severe |
| 3274 | 1305 | 1 | None | None | Engine Spark Plug 12 (B6) Voltage - Data Valid But Below Normal Operating Range - Least Severe |
| 3275 | 1306 | 0 | None | None | Engine Spark Plug 13 (A7) Voltage - Data Valid But Above Normal Operating Range - Least Severe |
| 3276 | 1306 | 1 | None | None | Engine Spark Plug 13 (A7) Voltage - Data Valid But Below Normal Operating Range - Least Severe |
| 3277 | 1307 | 0 | None | None | Engine Spark Plug 14 (B7) Voltage - Data Valid But Above Normal Operating Range - Least Severe |
| 3278 | 1307 | 1 | None | None | Engine Spark Plug 14 (B7) Voltage - Data Valid But Below Normal Operating Range - Least Severe |
| 3279 | 1308 | 0 | None | None | Engine Spark Plug 15 (A8) Voltage - Data Valid But Above Normal Operating Range - Least Severe |

# F2500C / F2500CS / F2500W / MF2500C / MF2500CS / MF2500CL /SD2500C / SD2500CS / SD2550C / SD2550CS / SD2500W / SD2500WS
## - Diesel Engine Failure-Codes chart

| Fault Code | SPN | FMI | Lamp Color | SPN Description | Cumins Description |
|---|---|---|---|---|---|
| 3281 | 1308 | 1 | None | None | Engine Spark Plug 15 (A8) Voltage - Data Valid But Below Normal Operating Range - Least Severe |
| 3282 | 1309 | 0 | None | None | Engine Spark Plug 16 (B8) Voltage - Data Valid But Above Normal Operating Range - Least Severe |
| 3283 | 1309 | 1 | None | None | Engine Spark Plug 16 (B8) Voltage - Data Valid But Below Normal Operating Range - Least Severe |
| 3284 | 1310 | 0 | None | None | Engine Spark Plug 17 (A9) Voltage - Data Valid But Above Normal Operating Range - Least Severe |
| 3285 | 1310 | 1 | None | None | Engine Spark Plug 17 (A9) Voltage - Data Valid But Below Normal Operating Range - Least Severe |
| 3286 | 1311 | 0 | None | None | Engine Spark Plug 18 (B9) Voltage - Data Valid But Above Normal Operating Range - Least Severe |
| 3287 | 1311 | 1 | None | None | Engine Spark Plug 18 (B9) Voltage - Data Valid But Below Normal Operating Range - Least Severe |
| 3288 | 3233 | 3 | Amber | Warning | Aftertreatment Outlet Oxygen Concentration Sensor Power Relay Driver Control Circuit - Voltage |
| 3289 | 3233 | 4 | Amber | Warning | Aftertreatment Outlet Oxygen Concentration Sensor Power Relay Driver Control Circuit - Voltage |
| 3291 | 3223 | 3 | Amber | Warning | Aftertreatment Intake Oxygen Concentration Sensor Power Relay Driver Control Circuit - Voltage |
| 3292 | 3223 | 4 | Amber | Warning | Aftertreatment Intake Oxygen Concentration Sensor Power Relay Driver Control Circuit - Voltage |
| 3293 | 520440 | 3 | Amber | Warning | Heated Oxygen Sensor Power Relay Driver Control Circuit - Voltage Above Normal or Shorted to |
| 3294 | 520440 | 4 | Amber | Warning | Heated Oxygen Sensor Power Relay Driver Control Circuit - Voltage Below Normal or Shorted to Low |
| 3295 | 5020 | 3 | Amber | Warning | Engine Exhaust Gas Recirculation Mixer Intake Temperature Sensor Circuit - Voltage Above Normal |
| 3296 | 5020 | 4 | Amber | Warning | Engine Exhaust Gas Recirculation Mixer Intake Temperature Sensor Circuit - Voltage Below Normal |
| 3297 | 5020 | 2 | Amber | Warning | Engine Exhaust Gas Recirculation Mixer Intake Temperature - Data Erratic, Intermittent, or Incorrect |

# F2500C / F2500CS / F2500W / MF2500C / MF2500CS / MF2500CL /SD2500C / SD2500CS / SD2550C / SD2550CS / SD2500W / SD2500WS - Diesel Engine Failure-Codes chart

| Fault Code | SPN | FMI | Lamp Color | SPN Description | Cumins Description |
|---|---|---|---|---|---|
| 3298 | 1194 | 13 | Red | Stop / Shutdown | Anti-theft Encryption Seed - Out of Calibration |
| 3299 | 4765 | 0 | Red | Stop / Shutdown | Aftertreatment 1 Diesel Oxidation Catalyst Intake Temperature - Data Valid But Above Normal |
| 3311 | 3242 | 0 | Red | Stop / Shutdown | Aftertreatment 1 Diesel Particulate Filter Intake Temperature - Data Valid But Above Normal |
| 3312 | 3246 | 0 | Red | Stop / Shutdown | Aftertreatment 1 Diesel Particulate Filter Outlet Temperature - Data Valid But Above Normal |
| 3313 | 4765 | 4 | Amber | Warning | Aftertreatment 1 Diesel Oxidation Catalyst Intake Temperature Sensor Circuit - Voltage Below |
| 3314 | 4765 | 3 | Amber | Warning | Aftertreatment 1 Diesel Oxidation Catalyst Intake Temperature Sensor Circuit - Voltage Above |
| 3315 | 4765 | 2 | Amber | Warning | Aftertreatment 1 Diesel Oxidation Catalyst Intake Temperature - Data Erratic, Intermittent, or |
| 3316 | 3242 | 4 | Amber | Warning | Aftertreatment 1 Diesel Particulate Filter Intake Temperature Sensor Circuit - Voltage Below Normal |
| 3317 | 3242 | 3 | Amber | Warning | Aftertreatment 1 Diesel Particulate Filter Intake Temperature Sensor Circuit - Voltage Above Normal |
| 3318 | 3242 | 2 | Amber | Warning | Aftertreatment 1 Diesel Particulate Filter Intake Temperature - Data Erratic, Intermittent, or Incorrect |
| 3319 | 3246 | 3 | Amber | Warning | Aftertreatment 1 Diesel Particulate Filter Outlet Temperature Sensor Circuit - Voltage Above Normal |
| 3321 | 3246 | 4 | Amber | Warning | Aftertreatment 1 Diesel Particulate Filter Outlet Temperature Sensor Circuit - Voltage Below Normal |
| 3322 | 3246 | 2 | Amber | Warning | Aftertreatment 1 Diesel Particulate Filter Outlet Temperature - Data Erratic, Intermittent, or Incorrect |
| 3323 | 3242 | 1 | None | None | Aftertreatment 1 Diesel Particulate Filter Intake Temperature - Data Valid But Below Normal |
| 3324 | 3242 | 1 | Amber | Warning | Aftertreatment 1 Diesel Particulate Filter Intake Temperature - Data Valid But Below Normal |
| 3325 | 4765 | 13 | Amber | Warning | Aftertreatment 1 Diesel Oxidation Catalyst Intake Temperature Swapped - Out of Calibration |

# F2500C / F2500CS / F2500W / MF2500C / MF2500CS / MF2500CL /SD2500C / SD2500CS / SD2550C / SD2550CS / SD2500W / SD2500WS
# - Diesel Engine Failure-Codes chart

| Fault Code | SPN | FMI | Lamp Color | SPN Description | Cumins Description |
|---|---|---|---|---|---|
| 3326 | 91 | 9 | Red | Stop / Shutdown | SAE J1939 Multiplexed Accelerator Pedal or Lever Sensor System - Abnormal Update Rate |
| 3327 | 597 | 9 | Amber | Warning | Brake Switch Circuit - Abnormal Update Rate |
| 3328 | 191 | 9 | Amber | Warning | Transmission Output Shaft Speed - Abnormal Update Rate |
| 3329 | 1231 | 2 | None | None | J1939 Network #2 - Data Erratic, Intermittent, or Incorrect |
| 3331 | 1235 | 2 | None | None | J1939 Network #3 - Data Erratic, Intermittent, or Incorrect |
| 3332 | 1347 | 2 | Amber | Warning | Engine Fuel Pump Pressurizing Assembly 1 - Data Erratic, Intermittent, or Incorrect |
| 3333 | 1348 | 2 | Amber | Warning | Engine Fuel Pump Pressurizing Assembly 2 - Data Erratic, Intermittent, or Incorrect |
| 3334 | 657 | 2 | Amber | Warning | Injector Solenoid Driver Cylinder 7 - Data Erratic, Intermittent, or Incorrect |
| 3335 | 658 | 2 | Amber | Warning | Injector Solenoid Driver Cylinder 8 - Data Erratic, Intermittent, or Incorrect |
| 3336 | 3610 | 0 | Amber | Warning | Aftertreatment 1 Diesel Particulate Filter Outlet Pressure - Data Valid But Above Normal Operating |
| 3337 | 5395 | 0 | Amber | Warning | Engine Idle Fuel Quantity - Data Valid But Above Normal Operating Range - Moderately Severe Level |
| 3338 | 5395 | 1 | Amber | Warning | Engine Idle Fuel Quantity - Data Valid But Below Normal Operating Range - Moderately Severe Level |
| 3339 | 3060 | 0 | Amber | Warning | Engine Cooling System Monitor - Data Valid But Above Normal Operating Range - Moderately |
| 3341 | 107 | 0 | Amber | Warning | Engine Air Filter Differential Pressure - Data Valid But Above Normal Operating Range - Moderately |
| 3342 | 4752 | 1 | Amber | Warning | Engine Exhaust Gas Recirculation Cooler Efficiency - Data Valid But Below Normal Operating Range |
| 3343 | 5285 | 1 | Amber | Warning | Engine Charge Air Cooler Efficiency - Data Valid But Below Normal Operating Range - Moderately |

# F2500C / F2500CS / F2500W / MF2500C / MF2500CS / MF2500CL /SD2500C / SD2500CS / SD2550C / SD2550CS / SD2500W / SD2500WS - Diesel Engine Failure-Codes chart

| Fault Code | SPN | FMI | Lamp Color | SPN Description | Cumins Description |
|---|---|---|---|---|---|
| 3344 | 520445 | 1 | Amber | Warning | Air to Air Exhaust Gas Recirculation Cooler Efficiency - Data Valid But Below Normal Operating |
| 3345 | 3672 | 2 | Amber | Warning | EGR Cooler Bypass Actuator Position - Data Erratic, Intermittent, or Incorrect |
| 3346 | 1800 | 3 | Amber | Warning | Battery Temperature Sensor Circuit - Voltage Above Normal or Shorted to High Source |
| 3347 | 1800 | 4 | Amber | Warning | Battery Temperature Sensor Circuit - Voltage Below Normal or Shorted to Low Source |
| 3348 | 1176 | 1 | Red | Stop / Shutdown | Turbocharger 1 Compressor Intake Pressure - Data Valid But Below Normal Operating Range - Most |
| 3349 | 597 | 2 | Amber | Warning | Brake Switch - Data Erratic, Intermittent, or Incorrect |
| 3351 | 445 | 3 | Amber | Warning | Engine Cylinder Head Temperature Bank B (right bank) - Voltage Above Normal or Shorted to High |
| 3352 | 445 | 4 | Amber | Warning | Engine Cylinder Head Temperature Bank B (right bank) - Voltage Below Normal or Shorted to Low |
| 3353 | 445 | 2 | Amber | Warning | Engine Cylinder Head Temperature Bank B (right bank) - Data Erratic, Intermittent, or Incorrect |
| 3354 | 647 | 2 | Amber | Warning | Fan Control - Data Erratic, Intermittent, or Incorrect |
| 3355 | 1075 | 7 | Amber | Warning | Engine Electric Lift Pump for Engine Fuel Supply - Mechanical System Not Responding or Out of |
| 3356 | 2623 | 2 | Amber | Warning | Accelerator Pedal or Lever Position Sensor 2 - Data Erratic, Intermittent, or Incorrect |
| 3357 | 598 | 2 | Amber | Warning | Clutch Switch - Data Erratic, Intermittent, or Incorrect |
| 3358 | 729 | 7 | Amber | Warning | Engine Intake Air Heater 1 - Mechanical System Not Responding or Out of Adjustment |
| 3359 | 441 | 2 | Amber | Warning | Auxiliary Temperature Sensor Input 1 Circuit - Data Erratic, Intermittent, or Incorrect |
| 3361 | 102 | 10 | Amber | Warning | Intake Manifold 1 Pressure - Abnormal Rate of Change |

# F2500C / F2500CS / F2500W / MF2500C / MF2500CS / MF2500CL /SD2500C / SD2500CS / SD2550C / SD2550CS / SD2500W / SD2500WS
## - Diesel Engine Failure-Codes chart

| Fault Code | SPN | FMI | Lamp Color | SPN Description | Cumins Description |
|---|---|---|---|---|---|
| 3362 | 3603 | 3 | Amber | Warning | Engine Electrical System Power Conservation Control - Voltage Above Normal or Shorted to High |
| 3363 | 3603 | 4 | Amber | Warning | Engine Electrical System Power Conservation Control - Voltage Below Normal or Shorted to Low |
| 3364 | 3603 | 11 | Amber | Warning | Engine Electrical System Power Conservation Control Error Detected - Condition Exists |
| 3365 | 1320 | 1 | Amber | Warning | Engine External Shutdown Air Supply Pressure - Data Valid But Below Normal Operating Range - |
| 3366 | 111 | 1 | None | None | Coolant Level - Data Valid But Below Normal Operating Range - Moderately Severe Level |
| 3367 | 4490 | 9 | Amber | Warning | Specific Humidity Sensor - Abnormal Update Rate |
| 3368 | 4490 | 2 | Amber | Warning | Specific Humidity Sensor - Received Network Data in Error |
| 3369 | 1172 | 9 | Amber | Warning | Turbocharger 1 Compressor Intake Temperature Sensor - Abnormal Update Rate |
| 3371 | 1172 | 2 | Amber | Warning | Turbocharger 1 Compressor Intake Temperature Sensor - Received Network Data in Error |
| 3372 | 1176 | 9 | Amber | Warning | Turbocharger 1 Compressor Intake Pressure - Abnormal Update Rate |
| 3373 | 1176 | 2 | Amber | Warning | Turbocharger 1 Compressor Intake Pressure - Received Network Data in Error |
| 3374 | 1818 | 11 | None | None | Roll Over Protection Brake Control Active - Condition Exists |
| 3375 | 5397 | 11 | Amber | Warning | Aftertreatment Diesel Particulate Filter Regeneration too Frequent - Condition Exists |
| 3376 | 5319 | 11 | Amber | Warning | Aftertreatment Diesel Particulate Filter Incomplete Regeneration - Condition Exists |
| 3377 | 5396 | 11 | Amber | Warning | Engine Crankcase Ventilation Hose Disconnected - Condition Exists |
| 3378 | 520444 | 11 | Amber | Warning | Aftertreatment Intake and Outlet Oxygen Concentration Mismatch - Condition Exists |

# F2500C / F2500CS / F2500W / MF2500C / MF2500CS / MF2500CL /SD2500C / SD2500CS / SD2550C / SD2550CS / SD2500W / SD2500WS
## - Diesel Engine Failure-Codes chart

| Fault Code | SPN | FMI | Lamp Color | SPN Description | Cumins Description |
|---|---|---|---|---|---|
| 3379 | 1136 | 0 | Amber | Warning | Engine ECU Temperature - Data Valid But Above Normal Operating Range - Moderately Severe |
| 3381 | 1550 | 4 | Amber | Warning | Air Conditioner Compressor Driver Circuit - Voltage Below Normal or Shorted to Low Source |
| 3382 | 3058 | 1 | Amber | Warning | Engine Exhaust Gas Recirculation (EGR) System - Data Valid But Below Normal Operating Range - |
| 3383 | 3058 | 0 | Amber | Warning | Engine Exhaust Gas Recirculation (EGR) System - Data Valid But Above Normal Operating Range - |
| 3384 | 3562 | 3 | Amber | Warning | Intake Manifold Pressure 2 Sensor Circuit - Voltage Above Normal or Shorted to High Source |
| 3385 | 105 | 1 | Amber | Warning | Intake Manifold 1 Temperature - Data Valid But Below Normal Operating Range - Moderately Severe |
| 3386 | 4490 | 2 | Amber | Warning | Specific Humidity Sensor - Data Erratic, Intermittent, or Incorrect |
| 3387 | 4490 | 3 | Amber | Warning | Specific Humidity Sensor Circuit - Voltage Above Normal or Shorted to High Source |
| 3388 | 4490 | 4 | Amber | Warning | Specific Humidity Sensor Circuit - Voltage Below Normal or Shorted to Low Source |
| 3389 | 3058 | 10 | Amber | Warning | Engine Exhaust Gas Recirculation (EGR) System - Abnormal Rate of Change |
| 3391 | 3562 | 4 | Amber | Warning | Intake Manifold Pressure 2 Sensor Circuit - Voltage Below Normal or Shorted to Low Source |
| 3392 | 3562 | 0 | Red | Stop / Shutdown | Intake Manifold Pressure 2 - Data Valid But Above Normal Operating Range - Most Severe Level |
| 3393 | 3562 | 0 | Amber | Warning | Intake Manifold Pressure 2 - Data Valid But Above Normal Operating Range - Moderately Severe |
| 3394 | 4766 | 1 | Amber | Warning | Aftertreatment 1 Diesel Oxidation Catalyst Outlet Gas Temperature - Data Valid But Below Normal |
| 3395 | 3226 | 0 | Amber | Warning | Aftertreatment 1 Outlet NOx - Data Valid But Above Normal Operating Range - Moderately Severe |
| 3396 | 3750 | 11 | Amber | Warning | Aftertreatment Diesel Particulate Filter 1 Conditions Not Met for Active Regeneration - Condition |

# F2500C / F2500CS / F2500W / MF2500C / MF2500CS / MF2500CL /SD2500C / SD2500CS / SD2550C / SD2550CS / SD2500W / SD2500WS
# - Diesel Engine Failure-Codes chart

| Fault Code | SPN | FMI | Lamp Color | SPN Description | Cumins Description |
|---|---|---|---|---|---|
| 3397 | 520438 | 11 | Red | Stop / Shutdown | Low Gearbox Oil Pressure - Condition Exists |
| 3398 | 520439 | 11 | Red | Stop / Shutdown | High Gearbox Oil Temperature - Condition Exists |
| 3399 | 520441 | 11 | Red | Stop / Shutdown | Differential Fault - Condition Exists |
| 3411 | 520442 | 11 | Amber | Warning | DC Power Supply Fault - Condition Exists |
| 3412 | 520443 | 11 | Amber | Warning | GIB Isolator Open Fault - Condition Exists |
| 3413 | 520449 | 11 | Amber | Warning | Radiator Fan Trip Fault - Condition Exists |
| 3414 | 520450 | 11 | Amber | Warning | Ventilator Fan Trip Fault - Condition Exists |
| 3415 | 520451 | 11 | Amber | Warning | Louvres Closed Fault - Condition Exists |
| 3416 | 520452 | 11 | Amber | Warning | Start System Fault - Condition Exists |
| 3417 | 520453 | 11 | Amber | Warning | Alternator Heater Trip Fault - Condition Exists |
| 3418 | 191 | 2 | Amber | Warning | Transmission Output Shaft Speed - Received Network Data in Error |
| 3419 | 5125 | 3 | Amber | Warning | Sensor Supply 7 Circuit - Voltage Above Normal or Shorted to High Source |
| 3421 | 5125 | 4 | Amber | Warning | Sensor Supply 7 Circuit - Voltage Below Normal or Shorted to Low Source |
| 3422 | 4344 | 3 | Amber | Warning | Aftertreatment 1 Diesel Exhaust Fluid Line Heater 3 Circuit - Voltage Above Normal or Shorted to |
| 3423 | 4344 | 4 | Amber | Warning | Aftertreatment 1 Diesel Exhaust Fluid Line Heater 3 Circuit - Voltage Below Normal or Shorted to Low |
| 3424 | 4344 | 7 | Amber | Warning | Aftertreatment 1 Diesel Exhaust Fluid Line Heater 3 Circuit - Mechanical System Not Responding or |

# F2500C / F2500CS / F2500W / MF2500C / MF2500CS / MF2500CL /SD2500C / SD2500CS / SD2550C / SD2550CS / SD2500W / SD2500WS
## - Diesel Engine Failure-Codes chart

| Fault Code | SPN | FMI | Lamp Color | SPN Description | Cumins Description |
|---|---|---|---|---|---|
| 3425 | 4344 | 5 | Amber | Warning | Aftertreatment 1 Diesel Exhaust Fluid Line Heater 3 Circuit - Current Below Normal or Open Circuit |
| 3426 | 4346 | 3 | Amber | Warning | Aftertreatment Diesel Exhaust Fluid Line Heater 4 Circuit - Voltage Above Normal or Shorted to High |
| 3427 | 4346 | 4 | Amber | Warning | Aftertreatment Diesel Exhaust Fluid Line Heater 4 Circuit - Voltage Below Normal or Shorted to Low |
| 3428 | 4346 | 7 | Amber | Warning | Aftertreatment Diesel Exhaust Fluid Line Heater 4 Circuit - Mechanical System Not Responding or |
| 3429 | 4346 | 5 | Amber | Warning | Aftertreatment Diesel Exhaust Fluid Line Heater 4 Circuit - Current Below Normal or Open Circuit |
| 3431 | 520459 | 11 | Amber | Warning | Aftertreatment Intake Oxygen Concentration Sensor Slow Response Rich to Lean - Condition Exists |
| 3432 | 520460 | 11 | Amber | Warning | Aftertreatment Intake Oxygen Concentration Sensor Slow Response Lean to Rich - Condition Exists |
| 3433 | 520455 | 11 | Amber | Warning | Aftertreatment Intake Oxygen Concentration Sensor Positive Current Control Circuit Open - Condition |
| 3434 | 3217 | 5 | Amber | Warning | Aftertreatment Intake Oxygen Sensor Circuit - Current Below Normal or Open Circuit |
| 3435 | 520456 | 11 | Amber | Warning | Aftertreatment Intake Oxygen Concentration Sensor Negative Current Control Circuit Open - |
| 3436 | 3217 | 0 | Amber | Warning | Aftertreatment Intake Oxygen Sensor - Data Valid But Above Normal Operating Range - Moderately |
| 3437 | 3217 | 1 | Amber | Warning | Aftertreatment Intake Oxygen Sensor - Data Valid But Below Normal Operating Range - Moderately |
| 3438 | 520461 | 11 | Amber | Warning | Aftertreatment Outlet Oxygen Concentration Sensor Slow Response Rich to Lean - Condition Exists |
| 3439 | 520462 | 11 | Amber | Warning | Aftertreatment Outlet Oxygen Concentration Sensor Slow Response Lean to Rich - Condition Exists |
| 3441 | 520457 | 11 | Amber | Warning | Aftertreatment Outlet Oxygen Concentration Sensor Positive Current Control Circuit Open - Condition |
| 3442 | 520458 | 11 | Amber | Warning | Aftertreatment Outlet Oxygen Concentration Sensor Negative Current Control Circuit Open - |

# F2500C / F2500CS / F2500W / MF2500C / MF2500CS / MF2500CL /SD2500C / SD2500CS / SD2550C / SD2550CS / SD2500W / SD2500WS
## - Diesel Engine Failure-Codes chart

| Fault Code | SPN | FMI | Lamp Color | SPN Description | Cumins Description |
|---|---|---|---|---|---|
| 3443 | 3227 | 5 | Amber | Warning | Aftertreatment Outlet Oxygen Sensor Circuit - Current Below Normal or Open Circuit |
| 3444 | 3227 | 0 | Amber | Warning | Aftertreatment Outlet Oxygen Sensor - Data Valid But Above Normal Operating Range - Moderately |
| 3445 | 3227 | 1 | Amber | Warning | Aftertreatment Outlet Oxygen Sensor - Data Valid But Below Normal Operating Range - Moderately |
| 3446 | 3222 | 5 | Amber | Warning | Aftertreatment Intake Gas Sensor Heater - Current Below Normal or Open Circuit |
| 3447 | 3222 | 13 | Amber | Warning | Aftertreatment Intake Gas Sensor Heater - Out of Calibration |
| 3448 | 3232 | 5 | Amber | Warning | Aftertreatment Outlet Oxygen Sensor Heater - Current Below Normal or Open Circuit |
| 3449 | 3232 | 13 | Amber | Warning | Aftertreatment Outlet Oxygen Sensor Heater - Out of Calibration |
| 3451 | 520340 | 12 | Amber | Warning | Aftertreatment Oxygen Concentration Module Voltage - Bad Intelligent Device or Component |
| 3452 | 4092 | 11 | Red | Stop / Shutdown | NOx Limits Exceeded Due to Incorrect EGR Flow - Condition Exists |
| 3453 | 520463 | 3 | Amber | Warning | Aftertreatment Exhaust Gas Temperature 4 - Voltage Above Normal or Shorted to High Source |
| 3454 | 520463 | 4 | Amber | Warning | Aftertreatment Exhaust Gas Temperature 4 - Voltage Below Normal or Shorted to Low Source |
| 3455 | 520463 | 2 | Amber | Warning | Aftertreatment Exhaust Gas Temperature 4 - Data Erratic, Intermittent, or Incorrect |
| 3456 | 520463 | 0 | Amber | Warning | Aftertreatment Exhaust Gas Temperature 4 - Data Valid But Above Normal Operating Range - |
| 3457 | 520464 | 11 | Amber | Warning | Loss of Bus Voltage Sensing - Condition Exists |
| 3458 | 731 | 11 | Amber | Warning | Knock Sensor Based Engine Derate - Condition Exists |
| 3459 | 5393 | 3 | Amber | Warning | EGR Cooler Bypass Actuator Circuit - Voltage Above Normal or Shorted to High Source |

# F2500C / F2500CS / F2500W / MF2500C / MF2500CS / MF2500CL /SD2500C / SD2500CS / SD2550C / SD2550CS / SD2500W / SD2500WS
## - Diesel Engine Failure-Codes chart

| Fault Code | SPN | FMI | Lamp Color | SPN Description | Cumins Description |
|---|---|---|---|---|---|
| 3461 | 5393 | 4 | Amber | Warning | EGR Cooler Bypass Actuator Circuit - Voltage Below Normal or Shorted to Low Source |
| 3462 | 5401 | 2 | Amber | Warning | Engine Turbocharger Turbine Bypass Actuator - Data Erratic, Intermittent, or Incorrect |
| 3463 | 5401 | 4 | Amber | Warning | Engine Turbocharger Turbine Bypass Actuator - Voltage Below Normal or Shorted to Low Source |
| 3464 | 5401 | 7 | Amber | Warning | Engine Turbocharger Turbine Bypass Actuator - Mechanical System Not Responding or Out of |
| 3465 | 5401 | 9 | Amber | Warning | Engine Turbocharger Turbine Bypass Actuator - Abnormal Update Rate |
| 3466 | 5401 | 10 | Amber | Warning | Engine Turbocharger Turbine Bypass Actuator - Abnormal Rate of Change |
| 3467 | 5401 | 11 | Amber | Warning | Engine Turbocharger Turbine Bypass Actuator - Root Cause Not Known |
| 3468 | 5401 | 12 | Amber | Warning | Engine Turbocharger Turbine Bypass Actuator - Bad Intelligent Device or Component |
| 3469 | 5401 | 13 | Amber | Warning | Engine Turbocharger Turbine Bypass Actuator - Out of Calibration |
| 3471 | 5401 | 2 | Amber | Warning | Engine Turbocharger Turbine Bypass Actuator - Received Network Data in Error |
| 3472 | 5401 | 11 | Amber | Warning | Engine Turbocharger Turbine Bypass Actuator - Condition Exists |
| 3473 | 520468 | 0 | Amber | Warning | Engine Turbocharger Turbine Bypass Actuator Temperature - Data Valid But Above Normal |
| 3474 | 5401 | 3 | Amber | Warning | Engine Turbocharger Turbine Bypass Actuator - Voltage Above Normal or Shorted to High Source |
| 3475 | 1443 | 3 | Amber | Warning | Engine Fuel Valve 2 Position Sensor Circuit - Voltage Above Normal or Shorted to High Source |
| 3476 | 1443 | 4 | Amber | Warning | Engine Fuel Valve 2 Position Sensor Circuit - Voltage Below Normal or Shorted to Low Source |
| 3477 | 1244 | 7 | Amber | Warning | Engine Fuel Actuator 2 Control Valve - Mechanical System Not Responding or Out of Adjustment |

# F2500C / F2500CS / F2500W / MF2500C / MF2500CS / MF2500CL /SD2500C / SD2500CS / SD2550C / SD2550CS / SD2500W / SD2500WS - Diesel Engine Failure-Codes chart

| Fault Code | SPN | FMI | Lamp Color | SPN Description | Cumins Description |
|---|---|---|---|---|---|
| 3478 | 2630 | 2 | Amber | Warning | Engine Charge Air Cooler Outlet Temperature - Data Erratic, Intermittent, or Incorrect |
| 3479 | 520469 | 11 | Red | Stop / Shutdown | Start-Enable Input Goes Inactive With the Engine Running - Condition Exists |
| 3481 | 520470 | 11 | Amber | Warning | Start-Enable Input Went Inactive With the Engine Not Running - Condition Exists |
| 3482 | 520471 | 11 | Red | Stop / Shutdown | Genset is Called to Go Off Load for an Excessive Amount of Time - Condition Exists |
| 3483 | 520426 | 0 | Red | Stop / Shutdown | Auxiliary 101 Device Alternator Temperature 1 Input - Data Valid But Above Normal Operating Range |
| 3484 | 520427 | 0 | Red | Stop / Shutdown | Auxiliary 101 Device Alternator Temperature 2 Input - Data Valid But Above Normal Operating Range |
| 3485 | 520428 | 0 | Red | Stop / Shutdown | Auxiliary 101 Device Alternator Temperature 3 Input - Data Valid But Above Normal Operating Range |
| 3486 | 520431 | 0 | Red | Stop / Shutdown | Alternator Drive End Bearing Temperature - Data Valid But Above Normal Operating Range - Most |
| 3487 | 520432 | 0 | Red | Stop / Shutdown | Alternator Non Drive End Bearing Temperature - Data Valid But Above Normal Operating Range - |
| 3488 | 563 | 9 | Amber | Warning | Anti-Lock Braking (ABS) Controller - Abnormal Update Rate |
| 3489 | 3470 | 11 | Amber | Warning | Engine Turbocharger Compressor Bypass Actuator Control Command - Condition Exists |
| 3491 | 99 | 0 | Red | Stop / Shutdown | Engine Oil Filter Differential Pressure - Data Valid But Above Normal Operating Range - Most Severe |
| 3492 | 251 | 10 | Amber | Warning | Real Time Clock - Abnormal Rate of Change |
| 3493 | 1213 | 7 | Amber | Warning | Malfunction Indicator Lamp - Mechanical System Not Responding or Out of Adjustment |
| 3494 | 1081 | 7 | Amber | Warning | Engine Wait to Start Lamp - Mechanical System Not Responding or Out of Adjustment |
| 3495 | 3711 | 11 | Amber | Warning | Diesel Particulate Filter Active Regeneration Inhibited Due to Low Exhaust Gas Temperature - |

# F2500C / F2500CS / F2500W / MF2500C / MF2500CS / MF2500CL /SD2500C / SD2500CS / SD2550C / SD2550CS / SD2500W / SD2500WS
# - Diesel Engine Failure-Codes chart

| Fault Code | SPN | FMI | Lamp Color | SPN Description | Cumins Description |
|---|---|---|---|---|---|
| 3496 | 3936 | 13 | Amber | Warning | Aftertreatment 1 Diesel Particulate Filter System - Out of Calibration |
| 3497 | 1761 | 1 | Maintenance | Maintenance | Aftertreatment 1 Diesel Exhaust Fluid Tank Level - Data Valid But Below Normal Operating Range - |
| 3498 | 1761 | 1 | Maintenance | Maintenance | Aftertreatment 1 Diesel Exhaust Fluid Tank Level - Data Valid But Below Normal Operating Range - |
| 3499 | 3465 | 14 | Red | Stop / Shutdown | Engine Throttle Control Actuator 2 CAN Commanded Shutdown - Special Instructions |
| 3511 | 3465 | 6 | Red | Stop / Shutdown | Engine Throttle Actuator 2 Control - Current Above Normal or Grounded Circuit |
| 3512 | 3465 | 5 | Red | Stop / Shutdown | Engine Throttle Actuator 2 Control - Current Below Normal or Open Circuit |
| 3513 | 520454 | 11 | Red | Stop / Shutdown | Negative Sequence Overcurrent - Condition Exists |
| 3514 | 3464 | 5 | Red | Stop / Shutdown | Engine Throttle Control Actuator - Current Below Normal or Open Circuit |
| 3515 | 3464 | 14 | Red | Stop / Shutdown | Engine Throttle Control Actuator CAN Commanded Shutdown - Special Instructions |
| 3516 | 4372 | 3 | Amber | Warning | Aftertreatment 1 Diesel Exhaust Fluid Tank 2 Heater - Voltage Above Normal or Shorted to High |
| 3517 | 4372 | 4 | Amber | Warning | Aftertreatment 1 Diesel Exhaust Fluid Tank 2 Heater - Voltage Below Normal or Shorted to Low |
| 3518 | 520474 | 11 | Amber | Warning | Aftertreatment NOx Adsorber Catalyst System Unable to Enter Closed Loop - Condition Exists |
| 3519 | 5308 | 13 | Amber | Warning | Aftertreatment NOx Adsorber Catalyst System - Out of Calibration |
| 3521 | 3464 | 1 | Amber | Warning | Engine Throttle Control Actuator Temperature - Data Valid But Below Normal Operating Range - |
| 3522 | 3465 | 1 | Amber | Warning | Engine Throttle Control Actuator 2 Temperature - Data Valid But Below Normal Operating Range - |
| 3523 | 520476 | 11 | Amber | Warning | Aftertreatment Intake Oxygen Sensor Trim Resistor Open Circuit - Condition Exists |

# F2500C / F2500CS / F2500W / MF2500C / MF2500CS / MF2500CL /SD2500C / SD2500CS / SD2550C / SD2550CS / SD2500W / SD2500WS - Diesel Engine Failure-Codes chart

| Fault Code | SPN | FMI | Lamp Color | SPN Description | Cumins Description |
|---|---|---|---|---|---|
| 3524 | 520477 | 11 | Amber | Warning | Aftertreatment Outlet Oxygen Sensor Trim Resistor Open Circuit - Condition Exists |
| 3525 | 84 | 2 | Amber | Warning | Wheel-Based Vehicle Speed - Received Network Data in Error |
| 3526 | 84 | 9 | Amber | Warning | Wheel-Based Vehicle Speed - Abnormal Update Rate |
| 3527 | 558 | 2 | Red | Stop / Shutdown | Accelerator Pedal or Lever Idle Validation Switch - Received Network Data in Error |
| 3528 | 558 | 9 | Red | Stop / Shutdown | Accelerator Pedal or Lever Idle Validation Switch - Abnormal Update Rate |
| 3529 | 5482 | 11 | Amber | Warning | Aftertreatment NOx Adsorbing Catalyst Missing - Condition Exists |
| 3531 | 171 | 9 | Amber | Warning | Ambient Air Temperature - Abnormal Update Rate |
| 3532 | 171 | 2 | Amber | Warning | Ambient Air Temperature - Received Network Data in Error |
| 3533 | 1213 | 3 | Amber | Warning | Malfunction Indicator Lamp Circuit - Voltage Above Normal or Shorted to High Source |
| 3534 | 1213 | 4 | Amber | Warning | Malfunction Indicator Lamp Circuit - Voltage Below Normal or Shorted to Low Source |
| 3535 | 1213 | 9 | Amber | Warning | Malfunction Indicator Lamp - Abnormal Update Rate |
| 3536 | 1213 | 2 | Amber | Warning | Malfunction Indicator Lamp - Received Network Data in Error |
| 3537 | 4765 | 1 | Amber | Warning | Aftertreatment 1 Diesel Oxidation Catalyst Intake Temperature - Data Valid But Below Normal |
| 3538 | 3675 | 2 | Amber | Warning | Engine Turbocharger Compressor Bypass Actuator Position Sensor - Data Erratic, Intermittent, or |
| 3539 | 51 | 3 | Amber | Warning | Engine Intake Throttle Actuator Position Sensor Circuit - Voltage Above Normal or Shorted to High |
| 3541 | 51 | 4 | Amber | Warning | Engine Intake Throttle Actuator Position Sensor Circuit - Voltage Below Normal or Shorted to Low |

# F2500C / F2500CS / F2500W / MF2500C / MF2500CS / MF2500CL /SD2500C / SD2500CS / SD2550C / SD2550CS / SD2500W / SD2500WS
## - Diesel Engine Failure-Codes chart

| Fault Code | SPN | FMI | Lamp Color | SPN Description | Cumins Description |
|---|---|---|---|---|---|
| 3542 | 51 | 2 | Amber | Warning | Engine Intake Throttle Actuator Position Sensor - Data Erratic, Intermittent, or Incorrect |
| 3543 | 4094 | 11 | Amber | Warning | NOx Limits Exceeded Due to Insufficient Reagent Quality - Condition Exists |
| 3544 | 170 | 1 | Amber | Warning | Cab Interior Temperature - Data Valid But Below Normal Operating Range - Moderately Severe Level |
| 3545 | 3226 | 10 | Amber | Warning | Aftertreatment 1 Outlet NOx Sensor - Abnormal Rate of Change |
| 3546 | 5481 | 0 | Amber | Warning | Aftertreatment NOx Adsorbing Catalyst Outlet Temperature - Data Valid But Above Normal Operating |
| 3547 | 4096 | 11 | Amber | Warning | Aftertreatment Diesel Exhaust Fluid Tank Empty - Condition Exists |
| 3548 | 5392 | 11 | Amber | Warning | Aftertreatment 1 Diesel Exhaust Fluid Dosing Unit Loss of Prime - Condition Exists |
| 3549 | 629 | 7 | Amber | Warning | Engine Control Module Warning Internal Hardware Failure - Mechanical System Not Responding or |
| 3551 | 604 | 2 | Amber | Warning | Transmission Neutral Switch - Data Erratic, Intermittent, or Incorrect |
| 3552 | 3087 | 2 | Amber | Warning | Hood Tilt Switch - Data Erratic, Intermittent, or Incorrect |
| 3553 | 1081 | 4 | Amber | Warning | Engine Wait to Start Lamp - Voltage Below Normal or Shorted to Low Source |
| 3554 | 1081 | 3 | Amber | Warning | Engine Wait to Start Lamp - Voltage Above Normal or Shorted to High Source |
| 3555 | 1081 | 9 | Amber | Warning | Engine Wait to Start Lamp - Abnormal Update Rate |
| 3556 | 1081 | 2 | Amber | Warning | Engine Wait to Start Lamp - Received Network Data in Error |
| 3557 | 3360 | 2 | Amber | Warning | Aftertreatment Diesel Exhaust Fluid Controller - Data Erratic, Intermittent, or Incorrect |
| 3558 | 3361 | 3 | Amber | Warning | Aftertreatment 1 Diesel Exhaust Fluid Dosing Unit - Voltage Above Normal or Shorted to High Source |

# F2500C / F2500CS / F2500W / MF2500C / MF2500CS / MF2500CL /SD2500C / SD2500CS / SD2550C / SD2550CS / SD2500W / SD2500WS
## - Diesel Engine Failure-Codes chart

| Fault Code | SPN | FMI | Lamp Color | SPN Description | Cumins Description |
|---|---|---|---|---|---|
| 3559 | 3361 | 4 | Amber | Warning | Aftertreatment 1 Diesel Exhaust Fluid Dosing Unit - Voltage Below Normal or Shorted to Low Source |
| 3561 | 3361 | 5 | Amber | Warning | Aftertreatment 1 Diesel Exhaust Fluid Dosing Unit - Current Below Normal or Open Circuit |
| 3562 | 5491 | 3 | Amber | Warning | Aftertreatment Diesel Exhaust Fluid Line Heater Relay - Voltage Above Normal or Shorted to High |
| 3563 | 5491 | 4 | Amber | Warning | Aftertreatment Diesel Exhaust Fluid Line Heater Relay - Voltage Below Normal or Shorted to Low |
| 3564 | 5491 | 5 | Amber | Warning | Aftertreatment Diesel Exhaust Fluid Line Heater Relay - Current Below Normal or Open Circuit |
| 3565 | 5394 | 3 | Amber | Warning | Aftertreatment 1 Diesel Exhaust Fluid Dosing Valve 1 Circuit - Voltage Above Normal or Shorted to |
| 3566 | 5394 | 4 | Amber | Warning | Aftertreatment 1 Diesel Exhaust Fluid Dosing Valve 1 Circuit - Voltage Below Normal or Shorted to |
| 3567 | 5394 | 5 | Amber | Warning | Aftertreatment 1 Diesel Exhaust Fluid Dosing Valve 1 Circuit - Current Below Normal or Open Circuit |
| 3568 | 5394 | 7 | Amber | Warning | Aftertreatment 1 Diesel Exhaust Fluid Dosing Valve 1 - Mechanical System Not Responding or Out of |
| 3569 | 3362 | 7 | Amber | Warning | Aftertreatment 1 Diesel Exhaust Fluid Dosing Unit Input Lines - Mechanical System Not Responding |
| 3571 | 4334 | 3 | Amber | Warning | Aftertreatment 1 Diesel Exhaust Fluid Pressure Sensor Circuit - Voltage Above Normal or Shorted to |
| 3572 | 4334 | 4 | Amber | Warning | Aftertreatment 1 Diesel Exhaust Fluid Pressure Sensor Circuit - Voltage Below Normal or Shorted to |
| 3573 | 4334 | 5 | Amber | Warning | Aftertreatment 1 Diesel Exhaust Fluid Pressure Sensor Circuit - Current Below Normal or Open |
| 3574 | 4334 | 1 | Amber | Warning | Aftertreatment 1 Diesel Exhaust Fluid Pressure - Data Valid But Below Normal Operating Range - |
| 3575 | 4334 | 0 | Amber | Warning | Aftertreatment 1 Diesel Exhaust Fluid Pressure - Data Valid But Above Normal Operating Range - |
| 3576 | 3363 | 5 | Amber | Warning | Aftertreatment 1 Diesel Exhaust Fluid Tank Heater - Current Below Normal or Open Circuit |

# F2500C / F2500CS / F2500W / MF2500C / MF2500CS / MF2500CL /SD2500C / SD2500CS / SD2550C / SD2550CS / SD2500W / SD2500WS
# - Diesel Engine Failure-Codes chart

| Fault Code | SPN | FMI | Lamp Color | SPN Description | Cumins Description |
|---|---|---|---|---|---|
| 3577 | 4376 | 3 | Amber | Warning | Aftertreatment Diesel Exhaust Fluid Return Valve - Voltage Above Normal or Shorted to High Source |
| 3578 | 4376 | 4 | Amber | Warning | Aftertreatment Diesel Exhaust Fluid Return Valve - Voltage Below Normal or Shorted to Low Source |
| 3579 | 4376 | 5 | Amber | Warning | Aftertreatment Diesel Exhaust Fluid Return Valve - Current Below Normal or Open Circuit |
| 3581 | 5393 | 2 | Amber | Warning | EGR Cooler Bypass Actuator Circuit - Data Erratic, Intermittent, or Incorrect |
| 3582 | 4364 | 1 | Amber | Warning | Aftertreatment SCR Catalyst Conversion Efficiency - Data Valid But Below Normal Operating Range - |
| 3583 | 5031 | 10 | Amber | Warning | Aftertreatment 1 Outlet NOx Sensor Heater - Abnormal Rate of Change |
| 3584 | 3644 | 14 | Red | Stop / Shutdown | Engine Derate - Special Instructions |
| 3585 | 2452 | 11 | Amber | Warning | Generator Total Real Power - Root Cause Not Known |
| 3586 | 2452 | 2 | Amber | Warning | Generator Total Real Power - Data Erratic, Intermittent, or Incorrect |
| 3587 | 520484 | 1 | Amber | Warning | Methane Percent Signal - Data Valid But Below Normal Operating Range - Least Severe Level |
| 3588 | 520484 | 1 | Red | Stop / Shutdown | Methane Percent Signal - Data Valid But Below Normal Operating Range - Most Severe Level |
| 3589 | 520484 | 2 | Amber | Warning | Methane Percent Signal - Data Erratic, Intermittent, or Incorrect |
| 3591 | 520484 | 14 | Red | Stop / Shutdown | Methane Percent Signal - Special Instructions |
| 3592 | 520484 | 6 | Amber | Warning | Methane Percent Signal - Current Above Normal or Grounded Circuit |
| 3593 | 520484 | 5 | Amber | Warning | Methane Percent Signal - Current Below Normal or Open Circuit |
| 3594 | 520485 | 11 | Amber | Warning | Engine Emissions Closed Loop Fueling Adjustment - Condition Exists |

# F2500C / F2500CS / F2500W / MF2500C / MF2500CS / MF2500CL /SD2500C / SD2500CS / SD2550C / SD2550CS / SD2500W / SD2500WS
## - Diesel Engine Failure-Codes chart

| Fault Code | SPN | FMI | Lamp Color | SPN Description | Cumins Description |
|---|---|---|---|---|---|
| 3595 | 520485 | 11 | Red | Stop / Shutdown | Engine Emissions Closed Loop Fueling Adjustment - Root Cause Not Known |
| 3596 | 4334 | 2 | Amber | Warning | Aftertreatment 1 Diesel Exhaust Fluid Pressure - Data Erratic, Intermittent, or Incorrect |
| 3597 | 3360 | 9 | Amber | Warning | Aftertreatment Diesel Exhaust Fluid Controller - Abnormal Update Rate |
| 3598 | 3360 | 2 | Amber | Warning | Aftertreatment Diesel Exhaust Fluid Controller - Received Network Data in Error |
| 3599 | 520472 | 0 | Amber | Warning | Genset Ground Current - Data Valid But Above Normal Operating Range - Moderately Severe Level |
| 3611 | 520473 | 0 | Red | Stop / Shutdown | Customer Defined Output Current - Data Valid But Above Normal Operating Range - Most Severe |
| 3612 | 3361 | 7 | None | None | Aftertreatment 1 Diesel Exhaust Fluid Dosing Unit - Mechanical System Not Responding or Out of |
| 3613 | 111 | 9 | Amber | Warning | Coolant Level Sensor - Abnormal Update Rate |
| 3614 | 111 | 2 | Amber | Warning | Coolant Level Sensor - Received Network Data in Error |
| 3615 | 641 | 13 | None | None | VGT Actuator Controller - Out of Calibration |
| 3616 | 2633 | 7 | None | None | Engine VGT Nozzle Position - Mechanical System Not Responding or Out of Adjustment |
| 3617 | 520339 | 2 | Amber | Warning | EGR Cooler Bypass Status Line - Data Erratic, Intermittent, or Incorrect |
| 3618 | 520486 | 3 | Amber | Warning | Intake Air Throttle Status Line - Voltage Above Normal or Shorted to High Source |
| 3619 | 520486 | 4 | Amber | Warning | Intake Air Throttle Status Line - Voltage Below Normal or Shorted to Low Source |
| 3621 | 520486 | 2 | Amber | Warning | Intake Air Throttle Status Line - Data Erratic, Intermittent, or Incorrect |
| 3622 | 1169 | 2 | Maintenance | Maintenance | Turbocharger 2 Speed Sensor - Data Erratic, Intermittent, or Incorrect |

# F2500C / F2500CS / F2500W / MF2500C / MF2500CS / MF2500CL /SD2500C / SD2500CS / SD2550C / SD2550CS / SD2500W / SD2500WS
# - Diesel Engine Failure-Codes chart

| Fault Code | SPN | FMI | Lamp Color | SPN Description | Cumins Description |
|---|---|---|---|---|---|
| 3623 | 5147 | 4 | Amber | Warning | Low Voltage Disconnect Output - Voltage Below Normal or Shorted to Low Source |
| 3624 | 5147 | 3 | Amber | Warning | Low Voltage Disconnect Output - Voltage Above Normal or Shorted to High Source |
| 3625 | 5572 | 4 | Amber | Warning | Power Inverter Enable Circuit - Voltage Below Normal or Shorted to Low Source |
| 3626 | 5572 | 3 | Amber | Warning | Power Inverter Enable Circuit - Voltage Above Normal or Shorted to High Source |
| 3627 | 3379 | 4 | Amber | Warning | Voltage Regulator Enable - Voltage Below Normal or Shorted to Low Source |
| 3628 | 3379 | 3 | Amber | Warning | Voltage Regulator Enable - Voltage Above Normal or Shorted to High Source |
| 3629 | 520487 | 11 | Amber | Warning | Auxiliary ECM Received Unused Data From the Power Command Controller - Condition Exists |
| 3631 | 520488 | 11 | Red | Stop / Shutdown | Auxiliary ECM Did Not Receive Initialization Data From the Power Command Controller - Condition |
| 3632 | 4094 | 11 | None | None | NOx Limits Exceeded Due to Insufficient Reagent Quality - Condition Exists |
| 3633 | 5484 | 3 | Amber | Warning | Engine Fan Clutch 2 Control Circuit - Voltage Above Normal or Shorted to High Source |
| 3634 | 5484 | 4 | Amber | Warning | Engine Fan Clutch 2 Control Circuit - Voltage Below Normal or Shorted to Low Source |
| 3635 | 520490 | 11 | Amber | Warning | Air Valve Hardware Warning - Condition Exists |
| 3636 | 520491 | 11 | Amber | Warning | Unbalanced Air Valve Shutdown - Condition Exists |
| 3637 | 520492 | 11 | Amber | Warning | Emergency Stop Completed - Condition Exists |
| 3638 | 3228 | 4 | Amber | Warning | Aftertreatment 1 Outlet NOx Sensor Power Supply - Voltage Below Normal or Shorted to Low Source |
| 3639 | 3228 | 3 | Amber | Warning | Aftertreatment 1 Outlet NOx Sensor Power Supply - Voltage Above Normal or Shorted to High |

# F2500C / F2500CS / F2500W / MF2500C / MF2500CS / MF2500CL /SD2500C / SD2500CS / SD2550C / SD2550CS / SD2500W / SD2500WS
# - Diesel Engine Failure-Codes chart

| Fault Code | SPN | FMI | Lamp Color | SPN Description | Cumins Description |
|---|---|---|---|---|---|
| 3641 | 748 | 9 | Amber | Warning | Transmission Output Retarder - Abnormal Update Rate |
| 3642 | 5393 | 5 | Amber | Warning | EGR Cooler Bypass Actuator Circuit - Current Below Normal or Open Circuit |
| 3643 | 520493 | 11 | Amber | Warning | Cold Idle Lockout - Condition Exists |
| 3644 | 105 | 14 | Red | Stop / Shutdown | Intake Manifold 1 Temperature - Special Instructions |
| 3645 | 1131 | 14 | Red | Stop / Shutdown | Intake Manifold 2 Temperature - Special Instructions |
| 3646 | 1132 | 14 | Red | Stop / Shutdown | Intake Manifold 3 Temperature - Special Instructions |
| 3647 | 1133 | 14 | Red | Stop / Shutdown | Intake Manifold 4 Temperature - Special Instructions |
| 3648 | 5480 | 0 | Amber | Warning | Aftertreatment Diesel Exhaust Fluid Controller Temperature - Data Valid But Above Normal Operating |
| 3649 | 5024 | 10 | Amber | Warning | Aftertreatment 1 Intake NOx Sensor Heater - Abnormal Rate of Change |
| 3651 | 3031 | 1 | Amber | Warning | Aftertreatment 1 Diesel Exhaust Fluid Tank Temperature - Data Valid But Below Normal Operating |
| 3652 | 3218 | 4 | Amber | Warning | Aftertreatment 1 Intake NOx Sensor Power Supply - Voltage Below Normal or Shorted to Low Source |
| 3653 | 3218 | 3 | Amber | Warning | Aftertreatment 1 Intake NOx Sensor Power Supply - Voltage Above Normal or Shorted to High |
| 3654 | 520496 | 11 | Amber | Warning | Aftertreatment NOx Adsorbing Catalyst - Failure to Initiate Closed Loop Control - Condition Exists |
| 3655 | 520497 | 11 | Amber | Warning | Aftertreatment NOx Adsorbing Catalyst - Closed Loop Control Maximum Adustment - Condition |
| 3656 | 251 | 13 | Amber | Warning | Real Time Clock - Out of Calibration |
| 3657 | 520498 | 11 | None | None | Aftertreatment DEF Dosing Disabled Due to Vehicle Condition - Condition Exists |

# F2500C / F2500CS / F2500W / MF2500C / MF2500CS / MF2500CL /SD2500C / SD2500CS / SD2550C / SD2550CS / SD2500W / SD2500WS
## - Diesel Engine Failure-Codes chart

| Fault Code | SPN | FMI | Lamp Color | SPN Description | Cumins Description |
|---|---|---|---|---|---|
| 3658 | 520499 | 11 | Red | Stop / Shutdown | Switch Box Contactor Fail To Close - Condition Exists |
| 3659 | 520500 | 11 | Red | Stop / Shutdown | Switch Box Contactor Fail To Open - Condition Exists |
| 3661 | 520501 | 11 | None | None | Common Maintenance Item Active - Condition Exists |
| 3662 | 520502 | 11 | Amber | Warning | Battery Discharge Current Fault - Condition Exists |
| 3663 | 520503 | 11 | Red | Stop / Shutdown | Winterization Kit Failure to Heat - Condition Exists |
| 3664 | 520504 | 11 | Red | Stop / Shutdown | Invalid Genset Configuration - Condition Exists |
| 3665 | 520505 | 11 | Red | Stop / Shutdown | Invalid Voltage Configuration - Condition Exists |
| 3666 | 520506 | 11 | Amber | Warning | Master Control Switch Configuration Fault - Condition Exists |
| 3667 | 520507 | 11 | Amber | Warning | Output Voltage Configuration Change - Condition Exists |
| 3668 | 520508 | 11 | Red | Stop / Shutdown | Output Voltage Configuration Bit 0 Changed - Condition Exists |
| 3669 | 520509 | 11 | Red | Stop / Shutdown | Output Voltage Configuration Bit 1 Changed - Condition Exists |
| 3671 | 520510 | 11 | Amber | Warning | Winterization Kit Low Voltage Warning - Condition Exists |
| 3672 | 520511 | 11 | Amber | Warning | Automatic Field Flash Did Not Complete - Condition Exists |
| 3673 | 520512 | 11 | Red | Stop / Shutdown | Convenience Receptacle AC Meter Failed - Condition Exists |
| 3674 | 520513 | 11 | Amber | Warning | Genset Configuration Change - Condition Exists |
| 3675 | 520514 | 11 | None | None | Remote Start Command - Condition Exists |

# F2500C / F2500CS / F2500W / MF2500C / MF2500CS / MF2500CL /SD2500C / SD2500CS / SD2550C / SD2550CS / SD2500W / SD2500WS - Diesel Engine Failure-Codes chart

| Fault Code | SPN | FMI | Lamp Color | SPN Description | Cumins Description |
|---|---|---|---|---|---|
| 3676 | 520515 | 11 | Amber | Warning | Output Box Fault - Condition Exists |
| 3677 | 520516 | 11 | Red | Stop / Shutdown | Genset Configuration Factory Test Fault - Condition Exists |
| 3678 | 520517 | 11 | Amber | Warning | Genset Frequency Changed - Condition Exists |
| 3679 | 3361 | 11 | Amber | Warning | Aftertreatment 1 Diesel Exhaust Fluid Dosing Unit - Root Cause Not Known |
| 3681 | 3228 | 2 | Amber | Warning | Aftertreatment 1 Outlet NOx Sensor Power Supply - Data Erratic, Intermittent, or Incorrect |
| 3682 | 3218 | 2 | Amber | Warning | Aftertreatment 1 Intake NOx Sensor Power Supply - Data Erratic, Intermittent, or Incorrect |
| 3683 | 1127 | 7 | Amber | Warning | Engine Turbocharger 1 Boost Pressure - Mechanical System Not Responding or Out of Adjustment |
| 3684 | 931 | 11 | Amber | Warning | Fuel Supply Pump Actuator Driver Circuit - Condition Exists |
| 3685 | 1382 | 3 | Maintenance | Maintenance | Pre-Fuel Filter Pressure Sensor Circuit - Voltage Above Normal or Shorted to High Source |
| 3686 | 1382 | 4 | Maintenance | Maintenance | Pre-Fuel Filter Pressure Sensor Circuit - Voltage Below Normal or Shorted to Low Source |
| 3687 | 1381 | 3 | Maintenance | Maintenance | Post-Fuel Filter Pressure Sensor Circuit - Voltage Above Normal or Shorted to High Source |
| 3688 | 1381 | 4 | Maintenance | Maintenance | Post-Fuel Filter Pressure Sensor Circuit - Voltage Below Normal or Shorted to Low Source |
| 3689 | 520518 | 11 | Amber | Warning | Power Take Off System Monitor Control Error - Condition Exists |
| 3691 | 520519 | 11 | Amber | Warning | Intake Air Throttle System Monitor Control Error - Condition Exists |
| 3692 | 520520 | 11 | Amber | Warning | High Pressure Common Rail Fuel System Monitor Control Error - Condition Exists |
| 3693 | 520521 | 11 | Amber | Warning | EGR System Monitor Control Error - Condition Exists |

# F2500C / F2500CS / F2500W / MF2500C / MF2500CS / MF2500CL /SD2500C / SD2500CS / SD2550C / SD2550CS / SD2500W / SD2500WS - Diesel Engine Failure-Codes chart

| Fault Code | SPN | FMI | Lamp Color | SPN Description | Cumins Description |
|---|---|---|---|---|---|
| 3694 | 4184 | 4 | Amber | Warning | Gain Adjust Potentiometer Circuit - Voltage Below Normal or Shorted to Low Source |
| 3695 | 4182 | 4 | Amber | Warning | Generator Output Frequency Adjust Potentiometer Circuit - Voltage Below Normal or Shorted to Low |
| 3696 | 4183 | 4 | Amber | Warning | Droop Adjust Potentiometer Circuit - Voltage Below Normal or Shorted to Low Source |
| 3697 | 630 | 12 | Red | Stop / Shutdown | Engine Control Module Calibration Memory - Bad Intelligent Device or Component |
| 3698 | 520522 | 11 | Amber | Warning | Aftertreatment NOx Adsorbing Catalyst Warmup Error - Condition Exists |
| 3699 | 520523 | 11 | Amber | Warning | Aftertreatment SCR Catalyst Warmup Error - Condition Exists |
| 3711 | 635 | 7 | Amber | Warning | Engine Timing Actuator Driver Circuit - Mechanical System Not Responding or Out of Adjustment |
| 3712 | 5246 | 0 | Red | Stop / Shutdown | Aftertreatment SCR Operator Inducement - Data Valid But Above Normal Operating Range - Most |
| 3713 | 5491 | 7 | Amber | Warning | Aftertreatment 1 Diesel Exhaust Fluid Line Heater Relay - Mechanical System Not Responding or Out |
| 3714 | 1569 | 11 | Amber | Warning | Engine Protection Torque Derate - Condition Exists |
| 3715 | 188 | 0 | Amber | Warning | Engine Speed At Idle - Data Valid But Above Normal Operating Range - Moderately Severe Level |
| 3716 | 188 | 1 | Amber | Warning | Engine Speed At Idle - Data Valid But Below Normal Operating Range - Moderately Severe Level |
| 3717 | 3226 | 13 | Amber | Warning | Aftertreatment 1 Outlet NOx Sensor - Out of Calibration |
| 3718 | 3216 | 13 | Amber | Warning | Aftertreatment 1 Intake NOx - Out of Calibration |
| 3719 | 4002 | 3 | Amber | Warning | Engine Remote Start - Voltage Above Normal or Shorted to High Source |
| 3721 | 4002 | 4 | Amber | Warning | Engine Remote Start - Voltage Below Normal or Shorted to Low Source |

# F2500C / F2500CS / F2500W / MF2500C / MF2500CS / MF2500CL /SD2500C / SD2500CS / SD2550C / SD2550CS / SD2500W / SD2500WS
# - Diesel Engine Failure-Codes chart

| Fault Code | SPN | FMI | Lamp Color | SPN Description | Cumins Description |
|---|---|---|---|---|---|
| 3722 | 1319 | 2 | Red | Stop / Shutdown | Intake Manifold Pressure Bank Imbalance - Data Erratic, Intermittent, or Incorrect |
| 3723 | 883 | 2 | Amber | Warning | Auxiliary Lamp Circuit - Data Erratic, Intermittent, or Incorrect |
| 3724 | 168 | 1 | Amber | Warning | Battery 1 Voltage - Data Valid But Below Normal Operating Range - Least Severe Level |
| 3725 | 3216 | 10 | Amber | Warning | Aftertreatment 1 Intake NOx Sensor - Abnormal Rate of Change |
| 3726 | 3216 | 0 | Amber | Warning | Aftertreatment 1 Intake NOx - Data Valid But Above Normal Operating Range - Moderately Severe |
| 3727 | 5571 | 7 | None | None | High Pressure Common Rail Fuel Pressure Relief Valve - Mechanical System Not Responding or Out |
| 3728 | 3464 | 2 | Red | Stop / Shutdown | Electronic Throttle Control Actuator - Received Network Data in Error |
| 3729 | 5109 | 9 | Amber | Warning | Body Control Module - Abnormal Update Rate |
| 3731 | 5110 | 9 | Amber | Warning | Instrument Cluster Control Module - Abnormal Update Rate |
| 3732 | 1318 | 2 | Red | Stop / Shutdown | Exhaust Gas Temperature Bank Imbalance - Data Erratic, Intermittent, or Incorrect |
| 3733 | 862 | 3 | Amber | Warning | Crankcase Breather Filter Heater Circuit - Voltage Above Normal or Shorted to High Source |
| 3734 | 862 | 4 | Amber | Warning | Crankcase Breather Filter Heater Circuit - Voltage Below Normal or Shorted to Low Source |
| 3735 | 2884 | 9 | None | None | Engine Auxiliary Governor Switch - Abnormal Update Rate |
| 3736 | 3360 | 11 | Amber | Warning | Aftertreatment Diesel Exhaust Fluid Controller - Root Cause Not Known |
| 3737 | 1675 | 11 | None | None | Engine Starter Mode Overcrank Protection - Condition Exists |
| 3738 | 3489 | 1 | Amber | Warning | Air Supply Actuator - Data Valid But Below Normal Operating Range - Moderately Severe Level |

# F2500C / F2500CS / F2500W / MF2500C / MF2500CS / MF2500CL /SD2500C / SD2500CS / SD2550C / SD2550CS / SD2500W / SD2500WS
# - Diesel Engine Failure-Codes chart

| Fault Code | SPN | FMI | Lamp Color | SPN Description | Cumins Description |
|---|---|---|---|---|---|
| 3739 | 105 | 1 | None | None | Intake Manifold 1 Temperature - Data Valid But Below Normal Operating Range - Least Severe Level |
| 3741 | 5571 | 0 | Amber | Warning | High Pressure Common Rail Fuel Pressure Relief Valve - Data Valid But Above Normal Operating |
| 3742 | 520524 | 11 | None | None | Fuel System Leak Detected At Idle - Condition Exists |
| 3743 | 520525 | 11 | None | None | Fuel System Leak Detected During Motoring - Condition Exists |
| 3744 | 520526 | 11 | None | None | Fuel System Leak Detected - Continuous Monitor - Condition Exists |
| 3745 | 5419 | 3 | Amber | Warning | Engine Intake Throttle Actuator Driver Circuit - Voltage Above Normal or Shorted to High Source |
| 3746 | 5419 | 4 | Amber | Warning | Engine Intake Throttle Actuator Driver Circuit - Voltage Below Normal or Shorted to Low Source |
| 3747 | 5419 | 7 | Amber | Warning | Engine Intake Throttle Actuator - Mechanical System Not Responding or Out of Adjustment |
| 3748 | 3216 | 2 | Amber | Warning | Aftertreatment 1 Intake NOx Sensor - Data Not Rational - Drifted High |
| 3749 | 3226 | 2 | Amber | Warning | Aftertreatment 1 Outlet NOx Sensor - Data Not Rational - Drifted High |
| 3751 | 4792 | 7 | None | None | Aftertreatment SCR Catalyst System - Mechanical System Not Responding or Out of Adjustment |
| 3752 | 157 | 1 | Red | Stop / Shutdown | Injector Metering Rail 1 Pressure - Data Valid But Below Normal Operating Range - Most Severe |
| 3753 | 3713 | 11 | None | None | Diesel Particulate Filter Active Regeneration Inhibited Due to System Timeout - Condition Exists |
| 3754 | 4331 | 1 | None | None | Aftertreatment 1 Diesel Exhaust Fluid Actual Dosing Quantity - Data Valid But Below Normal |
| 3755 | 5394 | 2 | None | None | Aftertreatment 1 Diesel Exhaust Fluid Dosing Valve 1 - Data Erratic, Intermittent, or Incorrect |
| 3756 | 1136 | 0 | None | None | Engine ECU Temperature - Data Valid But Above Normal Operating Range - Most Severe Level |

# F2500C / F2500CS / F2500W / MF2500C / MF2500CS / MF2500CL /SD2500C / SD2500CS / SD2550C / SD2550CS / SD2500W / SD2500WS
## - Diesel Engine Failure-Codes chart

| Fault Code | SPN | FMI | Lamp Color | SPN Description | Cumins Description |
|---|---|---|---|---|---|
| 3757 | 1136 | 0 | None | None | Engine ECU Temperature - Data Valid But Above Normal Operating Range - Moderately Severe |
| 3758 | 604 | 7 | Amber | Warning | Transmission Neutral Switch - Mechanical System Not Responding or Out of Adjustment |
| 3759 | 70 | 7 | Amber | Warning | Parking Brake Switch - Mechanical System Not Responding or Out of Adjustment |
| 3761 | 5575 | 7 | Amber | Warning | Vehicle Hood Tilt Switch - Mechanical System Not Responding or Out of Adjustment |
| 3762 | 604 | 1 | Amber | Warning | Transmission Neutral Switch - Data Valid But Below Normal Operating Range - Least Severe Level |
| 3763 | 5575 | 1 | Amber | Warning | Vehicle Hood Tilt Switch - Data Valid But Below Normal Operating Range - Least Severe Level |
| 3764 | 1661 | 7 | Amber | Warning | Engine Automatic Start Lamp - Mechanical System Not Responding or Out of Adjustment |
| 3765 | 442 | 3 | Amber | Warning | Auxiliary Temperature Sensor Input 2 Circuit - Voltage Above Normal or Shorted to High Source |
| 3766 | 442 | 4 | Amber | Warning | Auxiliary Temperature Sensor Input 2 Circuit - Voltage Below Normal or Shorted to Low Source |
| 3767 | 114 | 10 | Amber | Warning | Battery Current - Abnormal Rate of Change |
| 3768 | 114 | 1 | Amber | Warning | Battery Current - Data Valid But Below Normal Operating Range - Least Severe Level |
| 3769 | 114 | 1 | Amber | Warning | Battery Current - Data Valid But Below Normal Operating Range - Moderately Severe Level |
| 3771 | 114 | 1 | Amber | Warning | Battery Current - Data Valid But Below Normal Operating Range - Most Severe Level |
| 3772 | 703 | 4 | Amber | Warning | Auxiliary Input/Output 3 Circuit - Voltage Below Normal or Shorted to Low Source |
| 3773 | 701 | 4 | Amber | Warning | Auxiliary Input/Output 1 Circuit - Voltage Below Normal or Shorted to Low Source |
| 3774 | 702 | 4 | Amber | Warning | Auxiliary Input/Output 2 Circuit - Voltage Below Normal or Shorted to Low Source |

# F2500C / F2500CS / F2500W / MF2500C / MF2500CS / MF2500CL /SD2500C / SD2500CS / SD2550C / SD2550CS / SD2500W / SD2500WS
## - Diesel Engine Failure-Codes chart

| Fault Code | SPN | FMI | Lamp Color | SPN Description | Cumins Description |
|---|---|---|---|---|---|
| 3775 | 702 | 3 | Amber | Warning | Auxiliary Input/Output 2 Circuit - Voltage Above Normal or Shorted to High Source |
| 3776 | 704 | 4 | Amber | Warning | Auxiliary Input/Output 4 Circuit - Voltage Below Normal or Shorted to Low Source |
| 3777 | 704 | 3 | Amber | Warning | Auxiliary Input/Output 4 Circuit - Voltage Above Normal or Shorted to High Source |
| 3778 | 5572 | 11 | Amber | Warning | Electrical Power Inverter/Converter - Root Cause Not Known |
| 3779 | 708 | 4 | Amber | Warning | Auxiliary Input/Output 8 Circuit - Voltage Below Normal or Shorted to Low Source |
| 3781 | 708 | 3 | Amber | Warning | Auxiliary Input/Output 8 Circuit - Voltage Above Normal or Shorted to High Source |
| 3782 | 650 | 4 | Amber | Warning | Electronic Drive Unit Power Relay - Voltage Below Normal or Shorted to Low Source |
| 3783 | 650 | 3 | Amber | Warning | Electronic Drive Unit Power Relay - Voltage Above Normal or Shorted to High Source |
| 3784 | 705 | 4 | Amber | Warning | Auxiliary Input/Output 5 Circuit - Voltage Below Normal or Shorted to Low Source |
| 3785 | 705 | 3 | Amber | Warning | Auxiliary Input/Output 5 Circuit - Voltage Above Normal or Shorted to High Source |
| 3786 | 706 | 4 | Amber | Warning | Auxiliary Input/Output 6 Circuit - Voltage Below Normal or Shorted to Low Source |
| 3787 | 706 | 3 | Amber | Warning | Auxiliary Input/Output 6 Circuit - Voltage Above Normal or Shorted to High Source |
| 3788 | 1800 | 7 | Amber | Warning | Battery Temperature - Mechanical System Not Responding or Out of Adjustment |
| 3789 | 168 | 5 | Amber | Warning | Battery 1 Voltage - Current Below Normal or Open Circuit |
| 3791 | 168 | 3 | Amber | Warning | Battery 1 Voltage - Voltage Above Normal or Shorted to High Source |
| 3792 | 5574 | 11 | Amber | Warning | Auxiliary Cab Heater - Root Cause Not Known |

# F2500C / F2500CS / F2500W / MF2500C / MF2500CS / MF2500CL /SD2500C / SD2500CS / SD2550C / SD2550CS / SD2500W / SD2500WS
## - Diesel Engine Failure-Codes chart

| Fault Code | SPN | FMI | Lamp Color | SPN Description | Cumins Description |
|---|---|---|---|---|---|
| 3793 | 5573 | 11 | Amber | Warning | Auxiliary Cab Air Conditioner - Root Cause Not Known |
| 3794 | 2579 | 5 | Amber | Warning | Net Battery Current - Current Below Normal or Open Circuit |
| 3795 | 2579 | 7 | Amber | Warning | Net Battery Current - Mechanical System Not Responding or Out of Adjustment |
| 3796 | 2579 | 4 | Amber | Warning | Net Battery Current - Voltage Below Normal or Shorted to Low Source |
| 3797 | 709 | 5 | Amber | Warning | Auxiliary Input/Output 9 Circuit - Current Below Normal or Open Circuit |
| 3798 | 709 | 3 | Amber | Warning | Auxiliary Input/Output 9 Circuit - Voltage Above Normal or Shorted to High Source |
| 3799 | 167 | 5 | Amber | Warning | Electrical Charging System Voltage - Current Below Normal or Open Circuit |
| 3811 | 707 | 3 | Amber | Warning | Auxiliary Input/Output 7 Circuit - Voltage Above Normal or Shorted to High Source |
| 3812 | 707 | 4 | Amber | Warning | Auxiliary Input/Output 7 Circuit - Voltage Below Normal or Shorted to Low Source |
| 3813 | 708 | 2 | Amber | Warning | Auxiliary Input/Output 8 Circuit - Data Erratic, Intermittent, or Incorrect |
| 3814 | 709 | 4 | Amber | Warning | Auxiliary Input/Output 9 Circuit - Voltage Below Normal or Shorted to Low Source |
| 3815 | 710 | 7 | Amber | Warning | Auxiliary Input/Output 10 - Mechanical System Not Responding or Out of Adjustment |
| 3816 | 1662 | 12 | Amber | Warning | Vehicle Cab Temperature Thermostat - Bad Intelligent Device or Component |
| 3817 | 592 | 9 | Amber | Warning | Engine Idle Shutdown Timer Override - Abnormal Update Rate |
| 3818 | 703 | 5 | Amber | Warning | Auxiliary Input/Output 3 Circuit - Current Below Normal or Open Circuit |
| 3819 | 704 | 5 | Amber | Warning | Auxiliary Input/Output 4 Circuit - Current Below Normal or Open Circuit |

# F2500C / F2500CS / F2500W / MF2500C / MF2500CS / MF2500CL /SD2500C / SD2500CS / SD2550C / SD2550CS / SD2500W / SD2500WS
## - Diesel Engine Failure-Codes chart

| Fault Code | SPN | FMI | Lamp Color | SPN Description | Cumins Description |
|---|---|---|---|---|---|
| 3821 | 706 | 5 | Amber | Warning | Auxiliary Input/Output 6 Circuit - Current Below Normal or Open Circuit |
| 3822 | 5575 | 5 | Amber | Warning | Vehicle Hood Tilt Switch - Current Below Normal or Open Circuit |
| 3823 | 3604 | 5 | Amber | Warning | Engine Block/Coolant Pre-heater Control Circuit - Current Below Normal or Open Circuit |
| 3824 | 711 | 5 | Amber | Warning | Auxiliary Input/Output 11 Circuit - Current Below Normal or Open Circuit |
| 3825 | 625 | 2 | Amber | Warning | Proprietary Datalink Error (OEM/Vehicle Datalink) - Received Network Data in Error |
| 3826 | 430 | 1 | Amber | Warning | Engine Starter Solenoid Voltage - Data Valid But Below Normal Operating Range - Moderately |
| 3827 | 1656 | 11 | Amber | Warning | Engine Automatic Start Enable Switch - Condition Exists |
| 3828 | 5022 | 9 | Amber | Warning | Forward Collision Warning - Abnormal Update Rate |
| 3829 | 5147 | 11 | Amber | Warning | Accessory Low Voltage Disconnect - Root Cause Not Known |
| 3831 | 707 | 6 | Amber | Warning | Auxiliary Input/Output 7 Circuit - Current Above Normal or Grounded Circuit |
| 3832 | 707 | 5 | Amber | Warning | Auxiliary Input/Output 7 Circuit - Current Below Normal or Open Circuit |
| 3833 | 3604 | 11 | Amber | Warning | Engine Block/Coolant Pre-heater Control Circuit - Root Cause Not Known |
| 3834 | 442 | 5 | Amber | Warning | Auxiliary Temperature Sensor Input 2 Circuit - Current Below Normal or Open Circuit |
| 3835 | 639 | 2 | None | None | J1939 Network #1 - Received Network Data in Error |
| 3836 | 1231 | 2 | None | None | J1939 Network #2 - Received Network Data in Error |
| 3837 | 4204 | 2 | Amber | Warning | Engine Speed Sensor 2 Timing Pattern Status - Data Erratic, Intermittent, or Incorrect |

# F2500C / F2500CS / F2500W / MF2500C / MF2500CS / MF2500CL /SD2500C / SD2500CS / SD2550C / SD2550CS / SD2500W / SD2500WS
## - Diesel Engine Failure-Codes chart

| Fault Code | SPN | FMI | Lamp Color | SPN Description | Cumins Description |
|---|---|---|---|---|---|
| 3838 | 2978 | 9 | Amber | Warning | Estimated Engine Parasitic Losses - Percent Torque - Abnormal Update Rate |
| 3839 | 596 | 7 | Amber | Warning | Cruise Control Enable Switch - Mechanical System Not Responding or Out of Adjustment |
| 3841 | 596 | 2 | Amber | Warning | Cruise Control Enable Switch - Data Erratic, Intermittent, or Incorrect |
| 3842 | 596 | 13 | Amber | Warning | Cruise Control Enable Switch - Out of Calibration |
| 3843 | 5603 | 9 | None | None | Cruise Control Disable Command - Abnormal Update Rate |
| 3844 | 5605 | 11 | None | None | Cruise Control Pause Command - Condition Exists |
| 3845 | 5603 | 11 | None | None | Cruise Control Disable Command - Condition Exists |
| 3846 | 633 | 0 | Amber | Warning | Engine Fuel Actuator Control - Data Valid But Above Normal Operating Range - Least Severe Level |
| 3847 | 633 | 1 | Amber | Warning | Engine Fuel Actuator Control - Data Valid But Below Normal Operating Range - Least Severe Level |
| 3848 | 633 | 14 | Red | Stop / Shutdown | Engine Fuel Actuator Control - Special Instructions |
| 3849 | 633 | 12 | Red | Stop / Shutdown | Engine Fuel Actuator Control - Bad Intelligent Device or Component |
| 3851 | 633 | 2 | Red | Stop / Shutdown | Engine Fuel Actuator Control - Received Network Data in Error |
| 3852 | 1244 | 0 | Amber | Warning | Engine Fuel Actuator 2 Control Valve - Data Valid But Above Normal Operating Range - Least Severe |
| 3853 | 1244 | 1 | Amber | Warning | Engine Fuel Actuator 2 Control Valve - Data Valid But Below Normal Operating Range - Least Severe |
| 3854 | 1244 | 14 | Red | Stop / Shutdown | Engine Fuel Actuator 2 Control Valve - Special Instructions |
| 3855 | 1244 | 12 | Red | Stop / Shutdown | Engine Fuel Actuator 2 Control Valve - Bad Intelligent Device or Component |

# F2500C / F2500CS / F2500W / MF2500C / MF2500CS / MF2500CL /SD2500C / SD2500CS / SD2550C / SD2550CS / SD2500W / SD2500WS
## - Diesel Engine Failure-Codes chart

| Fault Code | SPN | FMI | Lamp Color | SPN Description | Cumins Description |
|---|---|---|---|---|---|
| 3856 | 1244 | 2 | Red | Stop / Shutdown | Engine Fuel Actuator 2 Control Valve - Received Network Data in Error |
| 3857 | 1244 | 11 | Amber | Warning | Engine Fuel Actuator 2 Control Valve - Root Cause Not Known |
| 3858 | 3470 | 0 | Amber | Warning | Engine Turbocharger Compressor Bypass Actuator - Data Valid But Above Normal Operating Range |
| 3859 | 3470 | 1 | Amber | Warning | Engine Turbocharger Compressor Bypass Actuator - Data Valid But Below Normal Operating Range |
| 3861 | 3470 | 11 | Amber | Warning | Engine Turbocharger Compressor Bypass Actuator - Root Cause Not Known |
| 3862 | 3470 | 14 | Amber | Warning | Engine Turbocharger Compressor Bypass Actuator - Special Instructions |
| 3863 | 3470 | 12 | Red | Stop / Shutdown | Engine Turbocharger Compressor Bypass Actuator - Bad Intelligent Device or Component |
| 3864 | 3470 | 2 | None | None | Engine Turbocharger Compressor Bypass Actuator - Received Network Data in Error |
| 3865 | 3465 | 2 | Red | Stop / Shutdown | Engine Throttle Actuator 2 Control - Received Network Data in Error |
| 3866 | 3364 | 1 | Amber | Warning | Aftertreatment Diesel Exhaust Fluid Quality - Data Valid But Below Normal Operating Range - Most |
| 3867 | 3364 | 1 | Amber | Warning | Aftertreatment Diesel Exhaust Fluid Quality - Data Valid But Below Normal Operating Range - |
| 3868 | 3364 | 9 | Amber | Warning | Aftertreatment Diesel Exhaust Fluid Quality - Abnormal Update Rate |
| 3869 | 520527 | 12 | Amber | Warning | Low Voltage Ride Through - Bad Intelligent Device or Component |
| 3871 | 520527 | 9 | Amber | Warning | Low Voltage Ride Through - Abnormal Update Rate |
| 3872 | 520527 | 2 | Amber | Warning | Low Voltage Ride Through - Data Erratic, Intermittent, or Incorrect |
| 3873 | 520527 | 8 | Red | Stop / Shutdown | Low Voltage Ride Through - Abnormal Frequency or Pulse Width or Period |

# F2500C / F2500CS / F2500W / MF2500C / MF2500CS / MF2500CL /SD2500C / SD2500CS / SD2550C / SD2550CS / SD2500W / SD2500WS
## - Diesel Engine Failure-Codes chart

| Fault Code | SPN | FMI | Lamp Color | SPN Description | Cumins Description |
|---|---|---|---|---|---|
| 3874 | 520527 | 11 | Amber | Warning | Low Voltage Ride Through - Root Cause Not Known |
| 3875 | 520527 | 11 | Amber | Warning | Low Voltage Ride Through - Condition Exists |
| 3876 | 3364 | 7 | Amber | Warning | Aftertreatment Diesel Exhaust Fluid Quality Sensor - Mechanical System Not Responding or Out of |
| 3877 | 3364 | 12 | Amber | Warning | Aftertreatment Diesel Exhaust Fluid Quality Sensor - Bad Intelligent Device or Component |
| 3878 | 3364 | 2 | Amber | Warning | Aftertreatment Diesel Exhaust Fluid Quality - Data Erratic, Intermittent, or Incorrect |
| 3879 | 3364 | 0 | Amber | Warning | Aftertreatment Diesel Exhaust Fluid Quality - Data Valid But Above Normal Operating Range - Most |
| 3881 | 1379 | 3 | Amber | Warning | Aftertreatment Component Identification - Voltage Above Normal or Shorted to High Source |
| 3882 | 1379 | 4 | Amber | Warning | Aftertreatment Component Identification - Voltage Below Normal or Shorted to Low Source |
| 3883 | 1379 | 11 | Red | Stop / Shutdown | Aftertreatment Component Identification - Condition Exists |
| 3884 | 5019 | 2 | Amber | Warning | Engine Exhaust Gas Recirculation Outlet Pressure - Data Not Rational - Drifted High |
| 3885 | 843 | 9 | Amber | Warning | Operator Control Panel - Abnormal Update Rate |
| 3886 | 701 | 2 | Amber | Warning | Auxiliary Input/Output 1 Circuit - Data Erratic, Intermittent, or Incorrect |
| 3887 | 702 | 2 | Amber | Warning | Auxiliary Input/Output 2 Circuit - Data Erratic, Intermittent, or Incorrect |
| 3888 | 703 | 2 | Amber | Warning | Auxiliary Input/Output 3 Circuit - Data Erratic, Intermittent, or Incorrect |
| 3889 | 704 | 2 | Amber | Warning | Auxiliary Input/Output 4 Circuit - Data Erratic, Intermittent, or Incorrect |
| 3891 | 705 | 2 | Amber | Warning | Auxiliary Input/Output 5 Circuit - Data Erratic, Intermittent, or Incorrect |

# F2500C / F2500CS / F2500W / MF2500C / MF2500CS / MF2500CL /SD2500C / SD2500CS / SD2550C / SD2550CS / SD2500W / SD2500WS
## - Diesel Engine Failure-Codes chart

| Fault Code | SPN | FMI | Lamp Color | SPN Description | Cumins Description |
|---|---|---|---|---|---|
| 3892 | 3720 | 0 | Amber | Warning | Aftertreatment Diesel Particulate Filter Ash Load Percent - Data Valid But Above Normal Operating |
| 3893 | 706 | 2 | Amber | Warning | Auxiliary Input/Output 6 Circuit - Data Erratic, Intermittent, or Incorrect |
| 3894 | 707 | 2 | Amber | Warning | Auxiliary Input/Output 7 Circuit - Data Erratic, Intermittent, or Incorrect |
| 3895 | 709 | 2 | Amber | Warning | Auxiliary Input/Output 9 Circuit - Data Erratic, Intermittent, or Incorrect |
| 3896 | 710 | 2 | Amber | Warning | Auxiliary Input/Output 10 - Data Erratic, Intermittent, or Incorrect |
| 3897 | 710 | 3 | Amber | Warning | Auxiliary Input/Output 10 - Voltage Above Normal or Shorted to High Source |
| 3898 | 710 | 4 | Amber | Warning | Auxiliary Input/Output 10 - Voltage Below Normal or Shorted to Low Source |
| 3899 | 5848 | 4 | Amber | Warning | Aftertreatment 1 SCR Intermediate NH3 Sensor - Voltage Below Normal or Shorted to Low Source |
| 3911 | 5848 | 9 | Amber | Warning | Aftertreatment 1 SCR Intermediate NH3 Sensor - Abnormal Update Rate |
| 3912 | 5853 | 10 | Amber | Warning | Aftertreatment 1 Outlet NH3 Gas Sensor Heater - Abnormal Rate of Change |
| 3913 | 5575 | 11 | Amber | Warning | Vehicle Hood Tilt Switch - Condition Exists |
| 3914 | 604 | 11 | Amber | Warning | Transmission Neutral Switch - Condition Exists |
| 3915 | 70 | 11 | Amber | Warning | Parking Brake Switch - Condition Exists |
| 3916 | 84 | 11 | Amber | Warning | Wheel-Based Vehicle Speed - Condition Exists |
| 3917 | 104 | 1 | Amber | Warning | Engine Turbocharger Lube Oil Pressure - Data Valid But Below Normal Operating Range - |
| 3918 | 5421 | 13 | Amber | Warning | Engine Turbocharger 1 Wastegate Actuator 1 - Out of Calibration |

# F2500C / F2500CS / F2500W / MF2500C / MF2500CS / MF2500CL /SD2500C / SD2500CS / SD2550C / SD2550CS / SD2500W / SD2500WS - Diesel Engine Failure-Codes chart

| Fault Code | SPN | FMI | Lamp Color | SPN Description | Cumins Description |
|---|---|---|---|---|---|
| 3919 | 5372 | 0 | Amber | Warning | Engine Turbocharger Wastegate Actuator 1 Temperature - Data Valid But Above Normal Operating |
| 3921 | 5421 | 7 | Amber | Warning | Engine Turbocharger 1 Wastegate Actuator 1 - Mechanical System Not Responding or Out of |
| 3922 | 5421 | 5 | Amber | Warning | Engine Turbocharger 1 Wastegate Actuator 1 - Current Below Normal or Open Circuit |
| 3923 | 5421 | 6 | Amber | Warning | Engine Turbocharger 1 Wastegate Actuator 1 - Current Above Normal or Grounded Circuit |
| 3924 | 520553 | 11 | Amber | Warning | Utility Reverse kW Fault - Condition Exists |
| 3925 | 1188 | 2 | Amber | Warning | Engine Turbocharger Wastegate Actuator 1 Position - Data Erratic, Intermittent, or Incorrect |
| 3926 | 5421 | 9 | Amber | Warning | Engine Turbocharger 1 Wastegate Actuator 1 - Abnormal Update Rate |
| 3927 | 5421 | 11 | Amber | Warning | Engine Turbocharger 1 Wastegate Actuator 1 - Root Cause Not Known |
| 3928 | 5421 | 11 | Amber | Warning | Engine Turbocharger 1 Wastegate Actuator 1 - Condition Exists |
| 3929 | 5421 | 12 | Amber | Warning | Engine Turbocharger 1 Wastegate Actuator 1 - Bad Intelligent Device or Component |
| 3931 | 1109 | 0 | Red | Stop / Shutdown | Engine Protection System Approaching Shutdown - Data Valid But Above Normal Operating Range - |
| 3932 | 5851 | 0 | Amber | Warning | Aftertreatment 1 SCR Intermediate NH3 Gas Sensor Power Supply - Data Valid But Above Normal |
| 3933 | 5851 | 1 | Amber | Warning | Aftertreatment 1 SCR Intermediate NH3 Gas Sensor Power Supply - Data Valid But Below Normal |
| 3934 | 5851 | 2 | Amber | Warning | Aftertreatment 1 SCR Intermediate NH3 Gas Sensor Power Supply - Data Erratic, Intermittent, or |
| 3935 | 5848 | 13 | Amber | Warning | Aftertreatment 1 SCR Intermediate NH3 Sensor - Out of Calibration |
| 3936 | 5848 | 12 | Amber | Warning | Aftertreatment 1 SCR Intermediate NH3 Sensor - Bad Intelligent Device or Component |

# F2500C / F2500CS / F2500W / MF2500C / MF2500CS / MF2500CL /SD2500C / SD2500CS / SD2550C / SD2550CS / SD2500W / SD2500WS
## - Diesel Engine Failure-Codes chart

| Fault Code | SPN | FMI | Lamp Color | SPN Description | Cumins Description |
|---|---|---|---|---|---|
| 3937 | 5848 | 10 | Amber | Warning | Aftertreatment 1 SCR Intermediate NH3 Sensor - Abnormal Rate of Change |
| 3938 | 520528 | 3 | Amber | Warning | Battery Current Sensor - Voltage Above Normal or Shorted to High Source |
| 3939 | 520528 | 4 | Amber | Warning | Battery Current Sensor - Voltage Below Normal or Shorted to Low Source |
| 3941 | 520529 | 11 | Red | Stop / Shutdown | Engine Compartment Emergency Stop Has Been Activated - Condition Exists |
| 3942 | 520530 | 11 | Amber | Warning | Genset CB was Attempted to be Closed in Unit Mode Onto a Live Bus - Condition Exists |
| 3943 | 520531 | 11 | Amber | Warning | Genset was Attempted to be Put into Parallel Mode and No Paralleling Cable was Connected - |
| 3944 | 520532 | 11 | Amber | Warning | Coprocessor Communications Intermittent or Failed - Condition Exists |
| 3945 | 520533 | 11 | Amber | Warning | Utility CB is Sensed as Closed While the Genset is Operating in Load Share Mode - Condition Exists |
| 3946 | 520534 | 11 | Amber | Warning | Unit Mode Live Bus Fault - Condition Exists |
| 3947 | 520535 | 11 | Red | Stop / Shutdown | DCS Hardware Configuration Fault - Condition Exists |
| 3948 | 520536 | 0 | Amber | Warning | Engine Compartment Temperature - Data Valid But Above Normal Operating Range - Moderately |
| 3949 | 520536 | 0 | Red | Stop / Shutdown | Engine Compartment Temperature - Data Valid But Above Normal Operating Range - Most Severe |
| 3951 | 520537 | 4 | Amber | Warning | Prelube Oil Pressure Switch - Voltage Below Normal or Shorted to Low Source |
| 3952 | 520538 | 11 | Amber | Warning | Fan AC Meter Chip Failed Health Check - Condition Exists |
| 3953 | 520539 | 11 | Amber | Warning | Fuel Tank Has Been Filled Above the Overfill Level - Condition Exists |
| 3954 | 520540 | 11 | Red | Stop / Shutdown | Switchgear Safety Interlock Open - Condition Exists |

# F2500C / F2500CS / F2500W / MF2500C / MF2500CS / MF2500CL /SD2500C / SD2500CS / SD2550C / SD2550CS / SD2500W / SD2500WS
## - Diesel Engine Failure-Codes chart

| Fault Code | SPN | FMI | Lamp Color | SPN Description | Cumins Description |
|---|---|---|---|---|---|
| 3955 | 520541 | 11 | Amber | Warning | Winterization Kit Has Reported Flame Without Fuel - Condition Exists |
| 3956 | 520542 | 11 | Amber | Warning | Winterization Kit Has Reported No Flame During Ignition Phase - Condition Exists |
| 3957 | 520543 | 11 | Amber | Warning | Winterization Kit Has Reported Flame Loss During Operation - Condition Exists |
| 3958 | 520544 | 11 | Amber | Warning | Winterization Kit Has Reported High Temperature at the Safety Cutout Sensor - Condition Exists |
| 3959 | 520545 | 11 | Amber | Warning | Winterization Kit Has Reported a Failure of the Burner Motor/Fan Wheel to Turn - Condition Exists |
| 3961 | 520546 | 11 | Amber | Warning | Winterization Kit Has Reported a Low Battery Cutout - Condition Exists |
| 3962 | 520547 | 11 | Amber | Warning | Winterization Kit Has Reported a High Battery Cutout - Condition Exists |
| 3963 | 520548 | 11 | Amber | Warning | Winterization Kit Has Reported Invalid Readings at the Temperature Sensors - Condition Exists |
| 3964 | 520549 | 11 | Amber | Warning | Winterization Kit Has Reported Invalid, Shorted, or Loose Connections - Condition Exists |
| 3965 | 520550 | 11 | Amber | Warning | Winterization Kit Has Reported a Faulty Control Unit - Condition Exists |
| 3966 | 520551 | 11 | Amber | Warning | Genset CB was Attempted to be Closed in Utility Paralleling Mode onto a Bus That is Dead - |
| 3967 | 520552 | 11 | Amber | Warning | Metering of AC Power for the Fan Loads is Out-of-Range - Condition Exists |
| 3968 | 520472 | 3 | Amber | Warning | Ground Current Sensor - Voltage Above Normal or Shorted to High Source |
| 3969 | 1188 | 6 | Amber | Warning | Engine Turbocharger Wastegate Actuator 1 Position - Current Above Normal or Grounded Circuit |
| 3971 | 1188 | 5 | Amber | Warning | Engine Turbocharger Wastegate Actuator 1 Position - Current Below Normal or Open Circuit |
| 3972 | 1189 | 2 | Amber | Warning | Engine Turbocharger Wastegate Actuator 2 Position - Data Erratic, Intermittent, or Incorrect |

# F2500C / F2500CS / F2500W / MF2500C / MF2500CS / MF2500CL /SD2500C / SD2500CS / SD2550C / SD2550CS / SD2500W / SD2500WS
## - Diesel Engine Failure-Codes chart

| Fault Code | SPN | FMI | Lamp Color | SPN Description | Cumins Description |
|---|---|---|---|---|---|
| 3973 | 1189 | 6 | Amber | Warning | Engine Turbocharger Wastegate Actuator 2 Position Circuit - Current Above Normal or Grounded |
| 3974 | 1189 | 5 | Amber | Warning | Engine Turbocharger Wastegate Actuator 2 Position Circuit - Current Below Normal or Open Circuit |
| 3975 | 1190 | 2 | Amber | Warning | Engine Turbocharger Wastegate Actuator 3 Position - Data Erratic, Intermittent, or Incorrect |
| 3976 | 1190 | 6 | Amber | Warning | Engine Turbocharger Wastegate Actuator 3 Position Circuit - Current Above Normal or Grounded |
| 3977 | 1190 | 5 | Amber | Warning | Engine Turbocharger Wastegate Actuator 3 Position Circuit - Current Below Normal or Open Circuit |
| 3978 | 1191 | 2 | Amber | Warning | Engine Turbocharger Wastegate Actuator 4 Position - Data Erratic, Intermittent, or Incorrect |
| 3979 | 1191 | 6 | Amber | Warning | Engine Turbocharger Wastegate Actuator 4 Position Circuit - Current Above Normal or Grounded |
| 3981 | 1191 | 5 | Amber | Warning | Engine Turbocharger Wastegate Actuator 4 Position Circuit - Current Below Normal or Open Circuit |
| 3982 | 3255 | 4 | Amber | Warning | Aftertreatment 2 Intake NOx Sensor Circuit - Voltage Below Normal or Shorted to Low Source |
| 3983 | 3255 | 2 | Amber | Warning | Aftertreatment 2 Intake NOx Sensor - Data Erratic, Intermittent, or Incorrect |
| 3984 | 3255 | 13 | Amber | Warning | Aftertreatment 2 Intake NOx Sensor - Out of Calibration |
| 3985 | 3255 | 10 | Amber | Warning | Aftertreatment 2 Intake NOx Sensor - Abnormal Rate of Change |
| 3986 | 3255 | 2 | Amber | Warning | Aftertreatment 2 Intake NOx Sensor - Data Not Rational - Drifted High |
| 3987 | 3257 | 2 | Amber | Warning | Aftertreatment 2 Intake Gas Sensor Power Status - Data Erratic, Intermittent, or Incorrect |
| 3988 | 3265 | 9 | Amber | Warning | Aftertreatment 2 Outlet NOx Sensor - Abnormal Update Rate |
| 3989 | 3265 | 2 | Amber | Warning | Aftertreatment 2 Outlet NOx Sensor - Data Erratic, Intermittent, or Incorrect |

# F2500C / F2500CS / F2500W / MF2500C / MF2500CS / MF2500CL /SD2500C / SD2500CS / SD2550C / SD2550CS / SD2500W / SD2500WS
## - Diesel Engine Failure-Codes chart

| Fault Code | SPN | FMI | Lamp Color | SPN Description | Cumins Description |
|---|---|---|---|---|---|
| 3991 | 3265 | 0 | Amber | Warning | Aftertreatment 2 Outlet NOx - Data Valid But Above Normal Operating Range - Least Severe Level |
| 3992 | 3265 | 0 | Amber | Warning | Aftertreatment 2 Outlet NOx - Data Valid But Above Normal Operating Range - Moderately Severe |
| 3993 | 3265 | 0 | Red | Stop / Shutdown | Aftertreatment 2 Outlet NOx - Data Valid But Above Normal Operating Range - Most Severe Level |
| 3994 | 3265 | 3 | Amber | Warning | Aftertreatment 2 Outlet NOx - Voltage Above Normal or Shorted to High Source |
| 3995 | 3265 | 4 | Amber | Warning | Aftertreatment 2 Outlet NOx Sensor Circuit - Voltage Below Normal or Shorted to Low Source |
| 3996 | 3267 | 2 | Amber | Warning | Aftertreatment 2 Outlet Gas Sensor Power Status - Data Erratic, Intermittent, or Incorrect |
| 3997 | 4387 | 0 | Amber | Warning | Aftertreatment 2 SCR Dosing Reagent Absolute Pressure - Data Valid But Above Normal Operating |
| 3998 | 4413 | 2 | Amber | Warning | Aftertreatment 2 SCR Catalyst Intake Gas Temperature - Data Erratic, Intermittent, or Incorrect |
| 3999 | 4413 | 0 | None | None | Aftertreatment 2 SCR Catalyst Intake Gas Temperature - Data Valid But Above Normal Operating |
| 4111 | 4413 | 0 | Amber | Warning | Aftertreatment 2 SCR Catalyst Intake Gas Temperature - Data Valid But Above Normal Operating |
| 4112 | 4413 | 0 | Red | Stop / Shutdown | Aftertreatment 2 SCR Catalyst Intake Gas Temperature - Data Valid But Above Normal Operating |
| 4113 | 4413 | 3 | Amber | Warning | Aftertreatment 2 SCR Catalyst Intake Gas Temperature - Voltage Above Normal or Shorted to High |
| 4114 | 4413 | 4 | Amber | Warning | Aftertreatment 2 SCR Catalyst Intake Gas Temperature - Voltage Below Normal or Shorted to Low |
| 4115 | 4415 | 2 | Amber | Warning | Aftertreatment 2 SCR Catalyst Outlet Gas Temperature - Data Erratic, Intermittent, or Incorrect |
| 4116 | 4415 | 0 | Amber | Warning | Aftertreatment 2 SCR Catalyst Outlet Gas Temperature - Data Valid But Above Normal Operating |
| 4117 | 4415 | 0 | Red | Stop / Shutdown | Aftertreatment 2 SCR Catalyst Outlet Gas Temperature - Data Valid But Above Normal Operating |

# F2500C / F2500CS / F2500W / MF2500C / MF2500CS / MF2500CL /SD2500C / SD2500CS / SD2550C / SD2550CS / SD2500W / SD2500WS
# - Diesel Engine Failure-Codes chart

| Fault Code | SPN | FMI | Lamp Color | SPN Description | Cumins Description |
|---|---|---|---|---|---|
| 4118 | 4415 | 0 | Red | Stop / Shutdown | Aftertreatment 2 SCR Catalyst Outlet Gas Temperature - Data Valid But Above Normal Operating |
| 4119 | 4415 | 3 | Amber | Warning | Aftertreatment 2 SCR Catalyst Outlet Gas Temperature - Voltage Above Normal or Shorted to High |
| 4121 | 4415 | 4 | Amber | Warning | Aftertreatment 2 SCR Catalyst Outlet Gas Temperature - Voltage Below Normal or Shorted to Low |
| 4122 | 5038 | 10 | Amber | Warning | Aftertreatment 2 Intake NOx Sensor Heater - Abnormal Rate of Change |
| 4123 | 5748 | 11 | Amber | Warning | Aftertreatment 2 Diesel Exhaust Fluid Dosing Unit Loss of Prime - Condition Exists |
| 4124 | 5744 | 11 | Amber | Warning | Aftertreatment 2 SCR Catalyst System Missing - Condition Exists |
| 4125 | 5749 | 2 | Amber | Warning | Engine Exhaust Gas Pressure 2 - Data Erratic, Intermittent, or Incorrect |
| 4126 | 5749 | 0 | Amber | Warning | Engine Exhaust Gas Pressure 2 - Data Valid But Above Normal Operating Range - Moderately |
| 4127 | 5749 | 3 | Amber | Warning | Engine Exhaust Gas Pressure 2 - Voltage Above Normal or Shorted to High Source |
| 4128 | 5749 | 4 | Amber | Warning | Engine Exhaust Gas Pressure 2 - Voltage Below Normal or Shorted to Low Source |
| 4129 | 4452 | 7 | Amber | Warning | Aftertreatment 2 Diesel Exhaust Fluid Dosing Unit Input Lines - Mechanical System Not Responding |
| 4131 | 520472 | 0 | Red | Stop / Shutdown | Genset Ground Current - Data Valid But Above Normal Operating Range - Moderately Severe Level |
| 4132 | 84 | 2 | Amber | Warning | Wheel-Based Vehicle Speed - Data Not Rational - Drifted High |
| 4133 | 84 | 2 | Amber | Warning | Wheel-Based Vehicle Speed - Data Not Rational - Drifted Low |
| 4134 | 5246 | 0 | Amber | Warning | Aftertreatment SCR Operator Inducement - Data Valid But Above Normal Operating Range - Least |
| 4135 | 1109 | 0 | Amber | Warning | Engine Protection System Approaching Shutdown - Data Valid But Above Normal Operating Range - |

# F2500C / F2500CS / F2500W / MF2500C / MF2500CS / MF2500CL /SD2500C / SD2500CS / SD2550C / SD2550CS / SD2500W / SD2500WS
# - Diesel Engine Failure-Codes chart

| Fault Code | SPN | FMI | Lamp Color | SPN Description | Cumins Description |
|---|---|---|---|---|---|
| 4136 | 524286 | 11 | Amber | Warning | Reserved for temporary use - Condition Exists |
| 4137 | 520558 | 11 | Amber | Warning | Advanced Grid Protection Fault - Condition Exists |
| 4138 | 1746 | 9 | Amber | Warning | Security Device - Abnormal Update Rate |
| 4139 | 1746 | 2 | Amber | Warning | Security Device - Data Erratic, Intermittent, or Incorrect |
| 4141 | 4443 | 9 | Amber | Warning | Aftertreatment 2 Outlet NH3 Sensor - Abnormal Update Rate |
| 4142 | 5111 | 9 | Amber | Warning | Steering Column Controller - Abnormal Update Rate |
| 4143 | 5835 | 3 | Amber | Warning | Aftertreatment 1 Particulate Sensor Circuit - Voltage Above Normal or Shorted to High Source |
| 4144 | 5835 | 4 | Amber | Warning | Aftertreatment 1 Particulate Sensor Circuit - Voltage Below Normal or Shorted to Low Source |
| 4145 | 3255 | 9 | Amber | Warning | Aftertreatment 2 Intake NOx Sensor - Abnormal Update Rate |
| 4146 | 3563 | 14 | Red | Stop / Shutdown | Engine Intake Manifold #1 Absolute Pressure - Special Instructions |
| 4147 | 525 | 2 | Amber | Warning | Transmission Requested Gear - Data Erratic, Intermittent, or Incorrect |
| 4148 | 1085 | 2 | Amber | Warning | Intended Retarder Percent Torque - Data Erratic, Intermittent, or Incorrect |
| 4149 | 2623 | 8 | Amber | Warning | Accelerator Pedal or Lever Position Sensor 2 Circuit Frequency - Abnormal Frequency or Pulse |
| 4151 | 5742 | 9 | Amber | Warning | Aftertreatment Diesel Particulate Filter Temperature Sensor Module - Abnormal Update Rate |
| 4152 | 5743 | 9 | Amber | Warning | Aftertreatment Selective Catalytic Reduction Temperature Sensor Module - Abnormal Update Rate |
| 4153 | 7321 | 3 | Amber | Warning | Aftertreatment 1 Particulate Sensor Heater High Side Driver Circuit - Voltage Above Normal or |

# F2500C / F2500CS / F2500W / MF2500C / MF2500CS / MF2500CL /SD2500C / SD2500CS / SD2550C / SD2550CS / SD2500W / SD2500WS
## - Diesel Engine Failure-Codes chart

| Fault Code | SPN | FMI | Lamp Color | SPN Description | Cumins Description |
|---|---|---|---|---|---|
| 4154 | 7323 | 4 | Amber | Warning | Aftertreatment 1 Particulate Sensor Heater Low Side Driver Circuit - Voltage Below Normal or |
| 4155 | 5746 | 3 | Amber | Warning | Aftertreatment 1 Diesel Exhaust Fluid Dosing Unit Heater Relay Circuit - Voltage Above Normal or |
| 4156 | 5746 | 4 | Amber | Warning | Aftertreatment 1 Diesel Exhaust Fluid Dosing Unit Heater Relay Circuit - Voltage Below Normal or |
| 4157 | 4376 | 7 | Amber | Warning | Aftertreatment Diesel Exhaust Fluid Return Valve - Mechanical System Not Responding or Out of |
| 4158 | 5742 | 12 | Amber | Warning | Aftertreatment Diesel Particulate Filter Temperature Sensor Module - Bad Intelligent Device or |
| 4159 | 5743 | 12 | Amber | Warning | Aftertreatment Selective Catalytic Reduction Temperature Sensor Module - Bad Intelligent Device or |
| 4161 | 5742 | 3 | Amber | Warning | Aftertreatment Diesel Particulate Filter Temperature Sensor Module - Voltage Above Normal or |
| 4162 | 5742 | 4 | Amber | Warning | Aftertreatment Diesel Particulate Filter Temperature Sensor Module - Voltage Below Normal or |
| 4163 | 5742 | 0 | Amber | Warning | Aftertreatment Diesel Particulate Filter Temperature Sensor Module - Data Valid But Above Normal |
| 4164 | 5743 | 3 | Amber | Warning | Aftertreatment Selective Catalytic Reduction Temperature Sensor Module - Voltage Above Normal or |
| 4165 | 5743 | 4 | Amber | Warning | Aftertreatment Selective Catalytic Reduction Temperature Sensor Module - Voltage Below Normal or |
| 4166 | 5743 | 0 | Amber | Warning | Aftertreatment Selective Catalytic Reduction Temperature Sensor Module - Data Valid But Above |
| 4167 | 5745 | 2 | Amber | Warning | Aftertreatment 1 Diesel Exhaust Fluid Dosing Unit 1 Heater - Data Erratic, Intermittent, or Incorrect |
| 4168 | 5745 | 3 | Amber | Warning | Aftertreatment 1 Diesel Exhaust Fluid Dosing Unit 1 Heater Circuit - Voltage Above Normal or |
| 4169 | 5745 | 4 | Amber | Warning | Aftertreatment 1 Diesel Exhaust Fluid Dosing Unit 1 Heater Circuit - Voltage Below Normal or Shorted |
| 4171 | 5745 | 1 | Amber | Warning | Aftertreatment 1 Diesel Exhaust Fluid Dosing Unit 1 Heater - Data Valid But Below Normal Operating |

# F2500C / F2500CS / F2500W / MF2500C / MF2500CS / MF2500CL /SD2500C / SD2500CS / SD2550C / SD2550CS / SD2500W / SD2500WS
## - Diesel Engine Failure-Codes chart

| Fault Code | SPN | FMI | Lamp Color | SPN Description | Cumins Description |
|---|---|---|---|---|---|
| 4172 | 4335 | 3 | Amber | Warning | Aftertreatment 1 SCR Dosing Air Assist Absolute Pressure Sensor - Voltage Above Normal or |
| 4173 | 4335 | 4 | Amber | Warning | Aftertreatment 1 SCR Dosing Air Assist Absolute Pressure Sensor - Voltage Below Normal or |
| 4174 | 4337 | 3 | Amber | Warning | Aftertreatment 1 Diesel Exhaust Fluid Dosing Temperature Sensor - Voltage Above Normal or |
| 4175 | 4337 | 4 | Amber | Warning | Aftertreatment 1 Diesel Exhaust Fluid Dosing Temperature Sensor - Voltage Below Normal or |
| 4176 | 4336 | 3 | Amber | Warning | Aftertreatment 1 SCR Dosing Air Assist Valve - Voltage Above Normal or Shorted to High Source |
| 4177 | 4336 | 4 | Amber | Warning | Aftertreatment 1 SCR Dosing Air Assist Valve - Voltage Below Normal or Shorted to Low Source |
| 4178 | 520559 | 11 | None | None | Communication Server to Networked ATS Communication Failure - Condition Exists |
| 4179 | 520560 | 11 | None | None | Communication Server to MCM3320 Communication Failure - Condition Exists |
| 4181 | 520561 | 11 | None | None | Communication Server Battery Warning - Condition Exists |
| 4182 | 520562 | 11 | None | None | Communication Server to Communication Server Communication Failure - Condition Exists |
| 4183 | 520563 | 11 | None | None | Communication Server to Genset Communication Failure - Condition Exists |
| 4184 | 520564 | 11 | None | None | Feeder Breaker Tripped Warning - Condition Exists |
| 4185 | 520565 | 11 | None | None | Neutral Earthing Contactor Fail to Open Warning - Condition Exists |
| 4186 | 520566 | 11 | None | None | Neutral Earthing Contactor Fail to Close Warning - Condition Exists |
| 4187 | 520567 | 11 | None | None | Neutral Earthing Contactor Tripped Warning - Condition Exists |
| 4188 | 520568 | 11 | None | None | Ungrounded Bus Warning - Condition Exists |

# F2500C / F2500CS / F2500W / MF2500C / MF2500CS / MF2500CL /SD2500C / SD2500CS / SD2550C / SD2550CS / SD2500W / SD2500WS
# - Diesel Engine Failure-Codes chart

| Fault Code | SPN | FMI | Lamp Color | SPN Description | Cumins Description |
|---|---|---|---|---|---|
| 4189 | 520569 | 11 | None | None | Ungrounded Bus Failure System Shutdown - Condition Exists |
| 4191 | 520570 | 11 | None | None | Multiple Neutral Earthing Contactors Connected - Condition Exists |
| 4192 | 520571 | 11 | None | None | Multiple System Grounds Connected - Condition Exists |
| 4193 | 520572 | 11 | None | None | Station Battery Power Supply Fault - Condition Exists |
| 4194 | 520573 | 11 | None | None | UPS Fault - Condition Exists |
| 4195 | 520574 | 11 | None | None | On Station Battery Warning - Condition Exists |
| 4196 | 520575 | 11 | None | None | System Manual Mode Active - Condition Exists |
| 4197 | 520576 | 11 | None | None | Utility Failure - Condition Exists |
| 4198 | 520577 | 11 | None | None | Utility Out of Limits for Extended Parallel - Condition Exists |
| 4199 | 520578 | 11 | None | None | System Emergency Stop - Condition Exists |
| 4211 | 520579 | 11 | None | None | Illegal Genset Node Address Assignment - Condition Exists |
| 4212 | 520580 | 11 | None | None | Manufacturing Test Mode Active - Condition Exists |
| 4213 | 3695 | 2 | Amber | Warning | Aftertreatment Regeneration Inhibit Switch - Data Erratic, Intermittent, or Incorrect |
| 4214 | 5018 | 1 | Amber | Warning | Aftertreatment 1 Diesel Oxidation Catalyst System - Data Valid But Below Normal Operating Range - |
| 4215 | 563 | 11 | None | None | Anti-Lock Braking (ABS) Active - Condition Exists |
| 4216 | 520581 | 9 | Amber | Warning | Transfer Case Control Module - Abnormal Update Rate |

# F2500C / F2500CS / F2500W / MF2500C / MF2500CS / MF2500CL /SD2500C / SD2500CS / SD2550C / SD2550CS / SD2500W / SD2500WS - Diesel Engine Failure-Codes chart

| Fault Code | SPN | FMI | Lamp Color | SPN Description | Cumins Description |
|---|---|---|---|---|---|
| 4217 | 520582 | 9 | Amber | Warning | Occupant Restraint Control Module - Abnormal Update Rate |
| 4218 | 520583 | 9 | Amber | Warning | RF Hub - Abnormal Update Rate |
| 4219 | 520584 | 11 | Amber | Warning | Intelligent Battery Sensor Implausible Temperature - Condition Exists |
| 4221 | 520585 | 11 | Amber | Warning | Fuel Tank Level Not Increasing While the External Fuel Pump is Running - Condition Exists |
| 4222 | 520586 | 11 | Amber | Warning | Cold Crank Override Has Been Used to Start at a Temperature Below the Minimum Cold Start |
| 4223 | 520587 | 2 | Amber | Warning | Alternator 2 Voltage - Data Erratic, Intermittent, or Incorrect |
| 4224 | 520588 | 3 | Amber | Warning | Alternator 2 Control Circuit - Voltage Above Normal or Shorted to High Source |
| 4225 | 520588 | 4 | Amber | Warning | Alternator 2 Control Circuit - Voltage Below Normal or Shorted to Low Source |
| 4226 | 520589 | 3 | Amber | Warning | Alternator 2 Voltage Sensor Circuit - Voltage Above Normal or Shorted to High Source |
| 4227 | 520589 | 4 | Amber | Warning | Alternator 2 Voltage Sensor Circuit - Voltage Below Normal or Shorted to Low Source |
| 4228 | 520590 | 5 | Amber | Warning | Alternator 2 Output Circuit - Current Below Normal or Open Circuit |
| 4229 | 520587 | 1 | Amber | Warning | Alternator 2 Voltage - Data Valid But Below Normal Operating Range - Moderately Severe Level |
| 4231 | 520591 | 11 | Amber | Warning | Dual Alternator Battery Crossover Open - Condition Exists |
| 4232 | 520587 | 0 | Amber | Warning | Alternator 2 Voltage - Data Valid But Above Normal Operating Range - Moderately Severe Level |
| 4233 | 3515 | 3 | Amber | Warning | Aftertreatment 1 Diesel Exhaust Fluid Temperature 2 Sensor Circuit - Voltage Above Normal or |
| 4234 | 3515 | 4 | Amber | Warning | Aftertreatment 1 Diesel Exhaust Fluid Temperature 2 Sensor Circuit - Voltage Below Normal or |

# F2500C / F2500CS / F2500W / MF2500C / MF2500CS / MF2500CL /SD2500C / SD2500CS / SD2550C / SD2550CS / SD2500W / SD2500WS
# - Diesel Engine Failure-Codes chart

| Fault Code | SPN | FMI | Lamp Color | SPN Description | Cumins Description |
|---|---|---|---|---|---|
| 4235 | 3521 | 11 | Red | Stop / Shutdown | Aftertreatment 1 Diesel Exhaust Fluid Property - Condition Exists |
| 4236 | 5798 | 3 | Amber | Warning | Aftertreatment 1 Diesel Exhaust Fluid Dosing Unit Heater Temperature Sensor - Voltage Above |
| 4237 | 5798 | 4 | Amber | Warning | Aftertreatment 1 Diesel Exhaust Fluid Dosing Unit Heater Temperature Sensor - Voltage Below |
| 4238 | 4335 | 1 | Amber | Warning | Aftertreatment 1 SCR Dosing Air Assist Absolute Pressure - Data Valid But Below Normal Operating |
| 4239 | 4335 | 0 | Amber | Warning | Aftertreatment 1 SCR Dosing Air Assist Absolute Pressure - Data Valid But Above Normal Operating |
| 4241 | 3364 | 2 | Amber | Warning | Aftertreatment Diesel Exhaust Fluid Quality - Received Network Data in Error |
| 4242 | 3515 | 2 | Amber | Warning | Aftertreatment 1 Diesel Exhaust Fluid Temperature 2 - Data Erratic, Intermittent, or Incorrect |
| 4243 | 3515 | 10 | Amber | Warning | Aftertreatment 1 Diesel Exhaust Fluid Temperature 2 - Abnormal Rate of Change |
| 4244 | 4337 | 2 | Amber | Warning | Aftertreatment 1 Diesel Exhaust Fluid Dosing Temperature - Data Erratic, Intermittent, or Incorrect |
| 4245 | 5798 | 2 | Amber | Warning | Aftertreatment 1 Diesel Exhaust Fluid Dosing Unit Heater Temperature - Data Erratic, Intermittent, or |
| 4246 | 520592 | 11 | None | None | Check GenSet - Condition Exists |
| 4247 | 520593 | 11 | None | None | Normal Operation Lockout - Condition Exists |
| 4248 | 3360 | 11 | Amber | Warning | Aftertreatment Diesel Exhaust Fluid Controller - Condition Exists |
| 4249 | 4337 | 10 | Amber | Warning | Aftertreatment 1 Diesel Exhaust Fluid Dosing Temperature - Abnormal Rate of Change |
| 4251 | 5798 | 10 | Amber | Warning | Aftertreatment 1 Diesel Exhaust Fluid Dosing Unit Heater Temperature - Abnormal Rate of Change |
| 4252 | 1081 | 11 | Amber | Warning | Engine Wait to Start Lamp - Condition Exists |

# F2500C / F2500CS / F2500W / MF2500C / MF2500CS / MF2500CL /SD2500C / SD2500CS / SD2550C / SD2550CS / SD2500W / SD2500WS
## - Diesel Engine Failure-Codes chart

| Fault Code | SPN | FMI | Lamp Color | SPN Description | Cumins Description |
|---|---|---|---|---|---|
| 4253 | 5797 | 12 | Amber | Warning | Aftertreatment Warm Up Diesel Oxidation Catalyst Temperature Sensor Module - Bad Intelligent |
| 4254 | 5797 | 3 | Amber | Warning | Aftertreatment Warm Up Diesel Oxidation Catalyst Temperature Sensor Module - Voltage Above |
| 4255 | 5797 | 4 | Amber | Warning | Aftertreatment Warm Up Diesel Oxidation Catalyst Temperature Sensor Module - Voltage Below |
| 4256 | 5797 | 0 | Amber | Warning | Aftertreatment Warm Up Diesel Oxidation Catalyst Temperature Sensor Module - Data Valid But |
| 4257 | 5797 | 9 | Amber | Warning | Aftertreatment Warm Up Diesel Oxidation Catalyst Temperature Sensor Module - Abnormal Update |
| 4258 | 5797 | 11 | Amber | Warning | Aftertreatment Warm Up Diesel Oxidation Catalyst Temperature Sensor Module - Root Cause Not |
| 4259 | 5742 | 11 | Amber | Warning | Aftertreatment Diesel Particulate Filter Temperature Sensor Module - Root Cause Not Known |
| 4261 | 5743 | 11 | Amber | Warning | Aftertreatment Selective Catalytic Reduction Temperature Sensor Module - Root Cause Not Known |
| 4262 | 5571 | 3 | Amber | Warning | High Pressure Common Rail Fuel Pressure Relief Valve Circuit - Voltage Above Normal or Shorted to |
| 4263 | 5571 | 4 | Amber | Warning | High Pressure Common Rail Fuel Pressure Relief Valve Circuit - Voltage Below Normal or Shorted to |
| 4264 | 5571 | 5 | Amber | Warning | High Pressure Common Rail Fuel Pressure Relief Valve Circuit - Current Below Normal or Open |
| 4265 | 5571 | 11 | Amber | Warning | High Pressure Common Rail Fuel Pressure Relief Valve - Root Cause Not Known |
| 4266 | 1347 | 5 | Amber | Warning | Engine Fuel Pump Pressurizing Assembly 1 - Current Below Normal or Open Circuit |
| 4267 | 1348 | 5 | Amber | Warning | Engine Fuel Pump Pressurizing Assembly 2 - Current Below Normal or Open Circuit |
| 4268 | 5798 | 0 | Amber | Warning | Aftertreatment 1 Diesel Exhaust Fluid Dosing Unit Heater Temperature - Data Valid But Above |
| 4269 | 5798 | 1 | Amber | Warning | Aftertreatment 1 Diesel Exhaust Fluid Dosing Unit Heater Temperature - Data Valid But Below |

# F2500C / F2500CS / F2500W / MF2500C / MF2500CS / MF2500CL /SD2500C / SD2500CS / SD2550C / SD2550CS / SD2500W / SD2500WS - Diesel Engine Failure-Codes chart

| Fault Code | SPN | FMI | Lamp Color | SPN Description | Cumins Description |
|---|---|---|---|---|---|
| 4271 | 4336 | 7 | Amber | Warning | Aftertreatment 1 SCR Dosing Air Assist Valve - Mechanical System Not Responding or Out of |
| 4272 | 3563 | 11 | Amber | Warning | Engine Intake Manifold #1 Absolute Pressure - Condition Exists |
| 4273 | 3563 | 10 | Red | Stop / Shutdown | Engine Intake Manifold #1 Absolute Pressure - Abnormal Rate of Change |
| 4274 | 4374 | 3 | Amber | Warning | Aftertreatment 1 Diesel Exhaust Fluid Pump 1 Motor Speed Circuit - Voltage Above Normal or |
| 4275 | 4374 | 4 | Amber | Warning | Aftertreatment 1 Diesel Exhaust Fluid Pump 1 Motor Speed Circuit - Voltage Below Normal or |
| 4276 | 4374 | 2 | Amber | Warning | Aftertreatment 1 Diesel Exhaust Fluid Pump 1 Motor Speed - Data Erratic, Intermittent, or Incorrect |
| 4277 | 3364 | 10 | Amber | Warning | Aftertreatment Diesel Exhaust Fluid Quality - Abnormal Rate of Change |
| 4278 | 5848 | 2 | Amber | Warning | Aftertreatment 1 SCR Intermediate NH3 - Data Not Rational - Drifted High |
| 4279 | 5848 | 2 | Amber | Warning | Aftertreatment 1 SCR Intermediate NH3 - Data Not Rational - Drifted Low |
| 4281 | 5848 | 2 | Amber | Warning | Aftertreatment 1 SCR Intermediate NH3 - Data Erratic, Intermittent, or Incorrect |
| 4282 | 5298 | 11 | Amber | Warning | Aftertreatment Diesel Oxidation Catalyst Conversion Efficiency - Condition Exists |
| 4283 | 3556 | 11 | None | None | Aftertreatment Doser - Condition Exists |
| 4284 | 5793 | 9 | Amber | Warning | Desired Engine Fueling State - Abnormal Update Rate |
| 4285 | 520594 | 11 | Red | Stop / Shutdown | Low Voltage Ride Through Grid Disturbance - Condition Exists |
| 4286 | 520595 | 3 | Amber | Warning | Closed Crankcase Ventilation System Pressure Sensor - Voltage Above Normal or Shorted to High |
| 4287 | 520595 | 4 | Amber | Warning | Closed Crankcase Ventilation System Pressure Sensor - Voltage Below Normal or Shorted to Low |

# F2500C / F2500CS / F2500W / MF2500C / MF2500CS / MF2500CL /SD2500C / SD2500CS / SD2550C / SD2550CS / SD2500W / SD2500WS
## - Diesel Engine Failure-Codes chart

| Fault Code | SPN | FMI | Lamp Color | SPN Description | Cumins Description |
|---|---|---|---|---|---|
| 4288 | 520595 | 2 | Amber | Warning | Closed Crankcase Ventilation System Pressure - Data Erratic, Intermittent, or Incorrect |
| 4289 | 91 | 8 | Red | Stop / Shutdown | Accelerator Pedal or Lever Position Sensor 1 Circuit Frequency - Abnormal Frequency or Pulse |
| 4291 | 520596 | 3 | Amber | Warning | Aftertreatment Diesel Exhaust Fluid Controller Initialization Signal - Voltage Above Normal or Shorted |
| 4292 | 520596 | 4 | Amber | Warning | Aftertreatment Diesel Exhaust Fluid Controller Initialization Signal - Voltage Below Normal or Shorted |
| 4293 | 5097 | 3 | Amber | Warning | Engine Brake Active Lamp - Voltage Above Normal or Shorted to High Source |
| 4294 | 5097 | 4 | Amber | Warning | Engine Brake Active Lamp - Voltage Below Normal or Shorted to Low Source |
| 4295 | 3362 | 5 | Amber | Warning | Aftertreatment 1 Diesel Exhaust Fluid Dosing Unit Input Line Heaters - Current Below Normal or |
| 4296 | 1078 | 7 | Amber | Warning | Engine Fuel Injection Pump 1 Speed/Position Sensor - Mechanical System Not Responding or Out of |
| 4297 | 1078 | 2 | Maintenance | Maintenance | Engine Fuel Injection Pump 1 Speed/Position Sensor - Data Erratic, Intermittent, or Incorrect |
| 4298 | 5977 | 7 | Amber | Warning | Engine Fuel Injection Pump 2 Speed/Position Sensor - Mechanical System Not Responding or Out of |
| 4299 | 5977 | 2 | Maintenance | Maintenance | Engine Fuel Injection Pump 2 Speed/Position Sensor - Data Erratic, Intermittent, or Incorrect |
| 4311 | 1349 | 0 | Red | Stop / Shutdown | Injector Metering Rail 2 Pressure - Data Valid But Above Normal Operating Range - Most Severe |
| 4312 | 1349 | 0 | Amber | Warning | Injector Metering Rail 2 Pressure - Data Valid But Above Normal Operating Range - Most Severe |
| 4313 | 520598 | 11 | Amber | Warning | Precharge Sequence Failure - Condition Exists |
| 4314 | 520599 | 0 | Amber | Warning | Precharge Resistor Energy - Data Valid But Above Normal Operating Range - Most Severe Level |
| 4315 | 520667 | 0 | Amber | Warning | Battery System Temperature - Data Valid But Above Normal Operating Range - Most Severe Level |

# F2500C / F2500CS / F2500W / MF2500C / MF2500CS / MF2500CL /SD2500C / SD2500CS / SD2550C / SD2550CS / SD2500W / SD2500WS
## - Diesel Engine Failure-Codes chart

| Fault Code | SPN | FMI | Lamp Color | SPN Description | Cumins Description |
|---|---|---|---|---|---|
| 4316 | 520667 | 0 | Amber | Warning | Battery System Temperature - Data Valid But Above Normal Operating Range - Least Severe Level |
| 4317 | 520667 | 1 | Amber | Warning | Battery System Temperature - Data Valid But Below Normal Operating Range - Most Severe Level |
| 4318 | 520600 | 3 | Amber | Warning | Battery Module Balancing Board 1 Temperature Sensor - Voltage Above Normal or Shorted to High |
| 4319 | 520601 | 3 | Amber | Warning | Battery Module Balancing Board 2 Temperature Sensor - Voltage Above Normal or Shorted to High |
| 4321 | 520602 | 3 | Amber | Warning | Battery Module Balancing Board 3 Temperature Sensor - Voltage Above Normal or Shorted to High |
| 4322 | 520603 | 3 | Amber | Warning | Battery Module Balancing Board 4 Temperature Sensor - Voltage Above Normal or Shorted to High |
| 4323 | 520604 | 3 | Amber | Warning | Battery Module Balancing Board 5 Temperature Sensor - Voltage Above Normal or Shorted to High |
| 4324 | 520605 | 3 | Amber | Warning | Battery Module Balancing Board 6 Temperature Sensor - Voltage Above Normal or Shorted to High |
| 4325 | 520606 | 3 | Amber | Warning | Battery Module Balancing Board 7 Temperature Sensor - Voltage Above Normal or Shorted to High |
| 4326 | 520607 | 3 | Amber | Warning | Battery Module Balancing Board 8 Temperature Sensor - Voltage Above Normal or Shorted to High |
| 4327 | 520608 | 3 | Amber | Warning | Battery Module Balancing Board 9 Temperature Sensor - Voltage Above Normal or Shorted to High |
| 4328 | 520609 | 3 | Amber | Warning | Battery Module Balancing Board 10 Temperature Sensor - Voltage Above Normal or Shorted to High |
| 4329 | 520642 | 11 | None | None | Remote Networking Device - No Wireless Signal - Condition Exists |
| 4331 | 520643 | 11 | None | None | Remote Networking Device - Unable to Communicate to Wireless Device - Condition Exists |
| 4332 | 520644 | 11 | None | None | Remote Networking Device - Loss of Communication With Device on Channel - Condition Exists |
| 4333 | 520645 | 11 | None | None | Remote Networking Device - Loss of Wireless Communication - Condition Exists |

# F2500C / F2500CS / F2500W / MF2500C / MF2500CS / MF2500CL /SD2500C / SD2500CS / SD2550C / SD2550CS / SD2500W / SD2500WS
## - Diesel Engine Failure-Codes chart

| Fault Code | SPN | FMI | Lamp Color | SPN Description | Cumins Description |
|---|---|---|---|---|---|
| 4334 | 520646 | 11 | None | None | Remote Networking Device - Lost Communication With Hardware - Condition Exists |
| 4335 | 520647 | 11 | None | None | Remote Networking Device - No Wireless Device Detected - Condition Exists |
| 4336 | 520648 | 11 | None | None | Remote Networking Device - Wireless Service Not Activated - Condition Exists |
| 4337 | 520649 | 11 | None | None | Remote Networking Device - SIM Card Not Detected - Condition Exists |
| 4338 | 520650 | 11 | None | None | Remote Networking Device - SIM Card Error - Condition Exists |
| 4339 | 520651 | 11 | None | None | Remote Networking Device - SD Memory Card Installed - Condition Exists |
| 4341 | 520652 | 11 | None | None | Remote Networking Device - SD Memory Card Error - Condition Exists |
| 4342 | 520653 | 11 | None | None | Remote Networking Device - SD Memory Card Removed - Condition Exists |
| 4343 | 520654 | 11 | None | None | Remote Networking Device - Storage Space Almost Full - Condition Exists |
| 4344 | 520655 | 11 | None | None | Remote Networking Device - Storage Space Full - Condition Exists |
| 4345 | 520656 | 11 | None | None | Remote Networking Device - USB Device Installed - Condition Exists |
| 4346 | 520657 | 11 | None | None | Remote Networking Device - USB Device Error - Condition Exists |
| 4347 | 520658 | 11 | None | None | Remote Networking Device - USB Device Removed - Condition Exists |
| 4348 | 520659 | 3 | None | None | Remote Networking Device - Analog Input Signal - Voltage Above Normal or Shorted to High Source |
| 4349 | 520659 | 4 | None | None | Remote Networking Device - Analog Input Signal - Voltage Below Normal or Shorted to Low Source |
| 4351 | 520660 | 11 | None | None | Remote Networking Device - AUX 102 Not Detected - Condition Exists |

# F2500C / F2500CS / F2500W / MF2500C / MF2500CS / MF2500CL /SD2500C / SD2500CS / SD2550C / SD2550CS / SD2500W / SD2500WS
# - Diesel Engine Failure-Codes chart

| Fault Code | SPN | FMI | Lamp Color | SPN Description | Cumins Description |
|---|---|---|---|---|---|
| 4352 | 520661 | 11 | None | None | Remote Networking Device - Firmware Successfully Downloaded - Condition Exists |
| 4353 | 520662 | 11 | None | None | Remote Networking Device - Firmware Download Error |
| 4354 | 520663 | 11 | None | None | Remote Networking Device - Installation Initiated - Condition Exists |
| 4355 | 520664 | 11 | None | None | Remote Networking Device - Installation Completed - Condition Exists |
| 4356 | 520665 | 11 | None | None | Remote Networking Device - Installation Failed - Condition Exists |
| 4357 | 520666 | 11 | None | None | Remote Networking Device - Operating System Fault - Condition Exists |
| 4358 | 520674 | 11 | Red | Stop / Shutdown | Setup Mode Shutdown Fault - Condition Exists |
| 4359 | 520610 | 0 | Amber | Warning | Battery Module Balancing Board 1 Cell Voltage - Data Valid But Above Normal Operating Range - |
| 4361 | 520610 | 0 | Amber | Warning | Battery Module Balancing Board 1 Cell Voltage - Data Valid But Above Normal Operating Range - |
| 4362 | 520610 | 1 | Amber | Warning | Battery Module Balancing Board 1 Cell Voltage - Data Valid But Below Normal Operating Range - |
| 4363 | 520610 | 1 | Amber | Warning | Battery Module Balancing Board 1 Cell Voltage - Data Valid But Below Normal Operating Range - |
| 4364 | 520611 | 0 | Amber | Warning | Battery Module Balancing Board 2 Cell Voltage - Data Valid But Above Normal Operating Range - |
| 4365 | 520611 | 0 | Amber | Warning | Battery Module Balancing Board 2 Cell Voltage - Data Valid But Above Normal Operating Range - |
| 4366 | 520611 | 1 | Amber | Warning | Battery Module Balancing Board 2 Cell Voltage - Data Valid But Below Normal Operating Range - |
| 4367 | 520611 | 1 | Amber | Warning | Battery Module Balancing Board 2 Cell Voltage - Data Valid But Below Normal Operating Range - |
| 4368 | 520612 | 0 | Amber | Warning | Battery Module Balancing Board 3 Cell Voltage - Data Valid But Above Normal Operating Range - |

# F2500C / F2500CS / F2500W / MF2500C / MF2500CS / MF2500CL /SD2500C / SD2500CS / SD2550C / SD2550CS / SD2500W / SD2500WS
## - Diesel Engine Failure-Codes chart

| Fault Code | SPN | FMI | Lamp Color | SPN Description | Cumins Description |
|---|---|---|---|---|---|
| 4369 | 520612 | 0 | Amber | Warning | Battery Module Balancing Board 3 Cell Voltage - Data Valid But Above Normal Operating Range - |
| 4371 | 520612 | 1 | Amber | Warning | Battery Module Balancing Board 3 Cell Voltage - Data Valid But Below Normal Operating Range - |
| 4372 | 520612 | 1 | Amber | Warning | Battery Module Balancing Board 3 Cell Voltage - Data Valid But Below Normal Operating Range - |
| 4373 | 520613 | 0 | Amber | Warning | Battery Module Balancing Board 4 Cell Voltage - Data Valid But Above Normal Operating Range - |
| 4374 | 520613 | 0 | Amber | Warning | Battery Module Balancing Board 4 Cell Voltage - Data Valid But Above Normal Operating Range - |
| 4375 | 520613 | 1 | Amber | Warning | Battery Module Balancing Board 4 Cell Voltage - Data Valid But Below Normal Operating Range - |
| 4376 | 520613 | 1 | Amber | Warning | Battery Module Balancing Board 4 Cell Voltage - Data Valid But Below Normal Operating Range - |
| 4377 | 520614 | 0 | Amber | Warning | Battery Module Balancing Board 5 Cell Voltage - Data Valid But Above Normal Operating Range - |
| 4378 | 520614 | 0 | Amber | Warning | Battery Module Balancing Board 5 Cell Voltage - Data Valid But Above Normal Operating Range - |
| 4379 | 520614 | 1 | Amber | Warning | Battery Module Balancing Board 5 Cell Voltage - Data Valid But Below Normal Operating Range - |
| 4381 | 520614 | 1 | Amber | Warning | Battery Module Balancing Board 5 Cell Voltage - Data Valid But Below Normal Operating Range - |
| 4382 | 520615 | 0 | Amber | Warning | Battery Module Balancing Board 6 Cell Voltage - Data Valid But Above Normal Operating Range - |
| 4383 | 520615 | 0 | Amber | Warning | Battery Module Balancing Board 6 Cell Voltage - Data Valid But Above Normal Operating Range - |
| 4384 | 520615 | 1 | Amber | Warning | Battery Module Balancing Board 6 Cell Voltage - Data Valid But Below Normal Operating Range - |
| 4385 | 520615 | 1 | Amber | Warning | Battery Module Balancing Board 6 Cell Voltage - Data Valid But Below Normal Operating Range - |
| 4386 | 520616 | 0 | Amber | Warning | Battery Module Balancing Board 7 Cell Voltage - Data Valid But Above Normal Operating Range - |

# F2500C / F2500CS / F2500W / MF2500C / MF2500CS / MF2500CL /SD2500C / SD2500CS / SD2550C / SD2550CS / SD2500W / SD2500WS
## - Diesel Engine Failure-Codes chart

| Fault Code | SPN | FMI | Lamp Color | SPN Description | Cumins Description |
|---|---|---|---|---|---|
| 4387 | 520616 | 0 | Amber | Warning | Battery Module Balancing Board 7 Cell Voltage - Data Valid But Above Normal Operating Range - |
| 4388 | 520616 | 1 | Amber | Warning | Battery Module Balancing Board 7 Cell Voltage - Data Valid But Below Normal Operating Range - |
| 4389 | 520616 | 1 | Amber | Warning | Battery Module Balancing Board 7 Cell Voltage - Data Valid But Below Normal Operating Range - |
| 4391 | 520617 | 0 | Amber | Warning | Battery Module Balancing Board 8 Cell Voltage - Data Valid But Above Normal Operating Range - |
| 4392 | 520617 | 0 | Amber | Warning | Battery Module Balancing Board 8 Cell Voltage - Data Valid But Above Normal Operating Range - |
| 4393 | 520617 | 1 | Amber | Warning | Battery Module Balancing Board 8 Cell Voltage - Data Valid But Below Normal Operating Range - |
| 4394 | 520617 | 1 | Amber | Warning | Battery Module Balancing Board 8 Cell Voltage - Data Valid But Below Normal Operating Range - |
| 4395 | 520618 | 0 | Amber | Warning | Battery Module Balancing Board 9 Cell Voltage - Data Valid But Above Normal Operating Range - |
| 4396 | 520618 | 0 | Amber | Warning | Battery Module Balancing Board 9 Cell Voltage - Data Valid But Above Normal Operating Range - |
| 4397 | 520618 | 1 | Amber | Warning | Battery Module Balancing Board 9 Cell Voltage - Data Valid But Below Normal Operating Range - |
| 4398 | 520618 | 1 | Amber | Warning | Battery Module Balancing Board 9 Cell Voltage - Data Valid But Below Normal Operating Range - |
| 4399 | 520619 | 0 | Amber | Warning | Battery Module Balancing Board 10 Cell Voltage - Data Valid But Above Normal Operating Range - |
| 4411 | 520619 | 0 | Amber | Warning | Battery Module Balancing Board 10 Cell Voltage - Data Valid But Above Normal Operating Range - |
| 4412 | 520619 | 1 | Amber | Warning | Battery Module Balancing Board 10 Cell Voltage - Data Valid But Below Normal Operating Range - |
| 4413 | 520619 | 1 | Amber | Warning | Battery Module Balancing Board 10 Cell Voltage - Data Valid But Below Normal Operating Range - |
| 4414 | 520620 | 1 | Amber | Warning | Battery System Internal Isolation - Data Valid But Below Normal Operating Range - Most Severe |

# F2500C / F2500CS / F2500W / MF2500C / MF2500CS / MF2500CL /SD2500C / SD2500CS / SD2550C / SD2550CS / SD2500W / SD2500WS
## - Diesel Engine Failure-Codes chart

| Fault Code | SPN | FMI | Lamp Color | SPN Description | Cumins Description |
|---|---|---|---|---|---|
| 4415 | 520621 | 1 | Amber | Warning | Battery System External Isolation - Data Valid But Below Normal Operating Range - Most Severe |
| 4416 | 520622 | 9 | Amber | Warning | Battery Module Balancing Board 1 - Abnormal Update Rate |
| 4417 | 520623 | 9 | Amber | Warning | Battery Module Balancing Board 2 - Abnormal Update Rate |
| 4418 | 520624 | 9 | Amber | Warning | Battery Module Balancing Board 3 - Abnormal Update Rate |
| 4419 | 520625 | 9 | Amber | Warning | Battery Module Balancing Board 4 - Abnormal Update Rate |
| 4421 | 520626 | 9 | Amber | Warning | Battery Module Balancing Board 5 - Abnormal Update Rate |
| 4422 | 520627 | 9 | Amber | Warning | Battery Module Balancing Board 6 - Abnormal Update Rate |
| 4423 | 520628 | 9 | Amber | Warning | Battery Module Balancing Board 7 - Abnormal Update Rate |
| 4424 | 520629 | 9 | Amber | Warning | Battery Module Balancing Board 8 - Abnormal Update Rate |
| 4425 | 520630 | 9 | Amber | Warning | Battery Module Balancing Board 9 - Abnormal Update Rate |
| 4426 | 520631 | 9 | Amber | Warning | Battery Module Balancing Board 10 - Abnormal Update Rate |
| 4427 | 520632 | 13 | Amber | Warning | Current Sensing Module - Out of Calibration |
| 4428 | 627 | 12 | Amber | Warning | Injector Power Supply - Bad Intelligent Device or Component |
| 4429 | 627 | 2 | None | None | Power Supply Lost With Ignition On - Data Erratic, Intermittent, or Incorrect |
| 4431 | 3360 | 13 | Amber | Warning | Aftertreatment Diesel Exhaust Fluid Controller - Out of Calibration |
| 4432 | 5480 | 11 | Amber | Warning | Aftertreatment Diesel Exhaust Fluid Controller Temperature - Condition Exists |

# F2500C / F2500CS / F2500W / MF2500C / MF2500CS / MF2500CL /SD2500C / SD2500CS / SD2550C / SD2550CS / SD2500W / SD2500WS - Diesel Engine Failure-Codes chart

| Fault Code | SPN | FMI | Lamp Color | SPN Description | Cumins Description |
|---|---|---|---|---|---|
| 4433 | 5975 | 3 | Amber | Warning | Engine Fuel Pump Pressurizing Assembly 3 - Voltage Above Normal or Shorted to High Source |
| 4434 | 5975 | 4 | Amber | Warning | Engine Fuel Pump Pressurizing Assembly 3 - Voltage Below Normal or Shorted to Low Source |
| 4435 | 5976 | 3 | Amber | Warning | Engine Fuel Pump Pressurizing Assembly 4 - Voltage Above Normal or Shorted to High Source |
| 4436 | 5976 | 4 | Amber | Warning | Engine Fuel Pump Pressurizing Assembly 4 - Voltage Below Normal or Shorted to Low Source |
| 4437 | 1668 | 2 | None | None | J1939 Network #4 - Data Erratic, Intermittent, or Incorrect |
| 4438 | 107 | 1 | Amber | Warning | Engine Air Filter Differential Pressure - Data Valid But Below Normal Operating Range - Moderately |
| 4439 | 2809 | 0 | Amber | Warning | Engine Air Filter 2 Differential Pressure - Data Valid But Above Normal Operating Range - Moderately |
| 4441 | 2809 | 1 | Amber | Warning | Engine Air Filter 2 Differential Pressure - Data Valid But Below Normal Operating Range - Moderately |
| 4442 | 3484 | 3 | Amber | Warning | Aftertreatment Ignition Coil - Voltage Above Normal or Shorted to High Source |
| 4443 | 3484 | 4 | Amber | Warning | Aftertreatment Ignition Coil - Voltage Below Normal or Shorted to Low Source |
| 4444 | 3484 | 7 | Amber | Warning | Aftertreatment Ignition - Mechanical System Not Responding or Out of Adjustment |
| 4445 | 3473 | 11 | Amber | Warning | Aftertreatment Failed to Ignite - Condition Exists |
| 4446 | 3474 | 11 | Amber | Warning | Aftertreatment Loss of Combustion - Condition Exists |
| 4447 | 5423 | 3 | Amber | Warning | Aftertreatment Fuel Pump Relay Control - Voltage Above Normal or Shorted to High Source |
| 4448 | 5423 | 4 | Amber | Warning | Aftertreatment Fuel Pump Relay Control - Voltage Below Normal or Shorted to Low Source |
| 4449 | 6773 | 0 | Amber | Warning | Aftertreatment 1 Particulate Sensor Regeneration Status - Data Valid But Above Normal Operating |

# F2500C / F2500CS / F2500W / MF2500C / MF2500CS / MF2500CL /SD2500C / SD2500CS / SD2550C / SD2550CS / SD2500W / SD2500WS
## - Diesel Engine Failure-Codes chart

| Fault Code | SPN | FMI | Lamp Color | SPN Description | Cumins Description |
|---|---|---|---|---|---|
| 4451 | 5741 | 2 | Amber | Warning | Aftertreatment 1 Outlet Soot - Data Erratic, Intermittent, or Incorrect |
| 4452 | 3226 | 7 | Amber | Warning | Aftertreatment 1 Outlet NOx - Mechanical System Not Responding or Out of Adjustment |
| 4453 | 5848 | 7 | Amber | Warning | Aftertreatment 1 SCR Intermediate NH3 - Mechanical System Not Responding or Out of Adjustment |
| 4454 | 5302 | 1 | Amber | Warning | Aftertreatment 1 Post SCR NH3 Conversion Efficiency - Data Valid But Below Normal Operating |
| 4455 | 4335 | 2 | Amber | Warning | Aftertreatment 1 SCR Dosing Air Assist Absolute Pressure - Data Erratic, Intermittent, or Incorrect |
| 4456 | 4452 | 11 | Amber | Warning | Aftertreatment 2 Diesel Exhaust Fluid Dosing Unit Input Lines - Condition Exists |
| 4457 | 4451 | 3 | Amber | Warning | Aftertreatment 2 Diesel Exhaust Fluid Dosing Unit - Voltage Above Normal or Shorted to High Source |
| 4458 | 4451 | 4 | Amber | Warning | Aftertreatment 2 Diesel Exhaust Fluid Dosing Unit - Voltage Below Normal or Shorted to Low Source |
| 4459 | 5973 | 3 | Amber | Warning | Aftertreatment 2 Diesel Exhaust Fluid Line Heater Relay - Voltage Above Normal or Shorted to High |
| 4461 | 5973 | 4 | Amber | Warning | Aftertreatment 2 Diesel Exhaust Fluid Line Heater Relay - Voltage Below Normal or Shorted to Low |
| 4462 | 5974 | 5 | Amber | Warning | Aftertreatment 2 Diesel Exhaust Fluid Dosing Valve - Current Below Normal or Open Circuit |
| 4463 | 5974 | 7 | Amber | Warning | Aftertreatment 2 Diesel Exhaust Fluid Dosing Valve 1 - Mechanical System Not Responding or Out of |
| 4464 | 4387 | 3 | Amber | Warning | Aftertreatment 2 Diesel Exhaust Fluid Pressure 1 Sensor Circuit - Voltage Above Normal or Shorted |
| 4465 | 4387 | 4 | Amber | Warning | Aftertreatment 2 Diesel Exhaust Fluid Pressure 1 Sensor Circuit - Voltage Below Normal or Shorted |
| 4466 | 4387 | 1 | Amber | Warning | Aftertreatment 2 Diesel Exhaust Fluid Pressure 1 - Data Valid But Below Normal Operating Range - |
| 4467 | 4387 | 0 | Amber | Warning | Aftertreatment 2 Diesel Exhaust Fluid Pressure 1 - Data Valid But Above Normal Operating Range - |

# F2500C / F2500CS / F2500W / MF2500C / MF2500CS / MF2500CL /SD2500C / SD2500CS / SD2550C / SD2550CS / SD2500W / SD2500WS - Diesel Engine Failure-Codes chart

| Fault Code | SPN | FMI | Lamp Color | SPN Description | Cumins Description |
|---|---|---|---|---|---|
| 4468 | 4387 | 2 | Amber | Warning | Aftertreatment 2 Diesel Exhaust Fluid Pressure 1 - Data Erratic, Intermittent, or Incorrect |
| 4469 | 4419 | 1 | Amber | Warning | Aftertreatment 2 SCR Conversion Efficiency - Data Valid But Below Normal Operating Range - |
| 4471 | 5971 | 3 | Amber | Warning | Aftertreatment 2 Diesel Exhaust Fluid Dosing Unit 1 Heater - Voltage Above Normal or Shorted to |
| 4472 | 5971 | 4 | Amber | Warning | Aftertreatment 2 Diesel Exhaust Fluid Dosing Unit 1 Heater - Voltage Below Normal or Shorted to |
| 4473 | 5971 | 1 | Amber | Warning | Aftertreatment 2 Diesel Exhaust Fluid Dosing Unit 1 Heater - Data Valid But Below Normal Operating |
| 4474 | 4390 | 3 | Amber | Warning | Aftertreatment 2 Diesel Exhaust Fluid Dosing Temperature Sensor Circuit - Voltage Above Normal or |
| 4475 | 4390 | 4 | Amber | Warning | Aftertreatment 2 Diesel Exhaust Fluid Dosing Temperature Sensor Circuit - Voltage Below Normal or |
| 4476 | 4390 | 2 | Amber | Warning | Aftertreatment 2 Diesel Exhaust Fluid Dosing Temperature - Data Erratic, Intermittent, or Incorrect |
| 4477 | 4440 | 3 | Amber | Warning | Aftertreatment 2 Diesel Exhaust Fluid Pump 1 Motor Speed Circuit - Voltage Above Normal or |
| 4478 | 4440 | 4 | Amber | Warning | Aftertreatment 2 Diesel Exhaust Fluid Pump 1 Motor Speed Circuit - Voltage Below Normal or |
| 4479 | 4440 | 2 | Amber | Warning | Aftertreatment 2 Diesel Exhaust Fluid Pump 1 Motor Speed - Data Erratic, Intermittent, or Incorrect |
| 4481 | 1170 | 2 | Maintenance | Maintenance | Turbocharger 3 Speed - Data Erratic, Intermittent, or Incorrect |
| 4482 | 1171 | 2 | Maintenance | Maintenance | Turbocharger 4 Speed - Data Erratic, Intermittent, or Incorrect |
| 4483 | 3667 | 7 | Amber | Warning | Engine Air Shutoff - Mechanical System Not Responding or Out of Adjustment |
| 4484 | 3667 | 7 | Red | Stop / Shutdown | Engine Air Shutoff - Mechanical System Not Responding or Out of Adjustment |
| 4485 | 5838 | 11 | Amber | Warning | EGR Valve Malfunction - Condition Exists |

# F2500C / F2500CS / F2500W / MF2500C / MF2500CS / MF2500CL /SD2500C / SD2500CS / SD2550C / SD2550CS / SD2500W / SD2500WS
## - Diesel Engine Failure-Codes chart

| Fault Code | SPN | FMI | Lamp Color | SPN Description | Cumins Description |
|---|---|---|---|---|---|
| 4486 | 5839 | 11 | Amber | Warning | Diesel Exhaust Fluid Consumption Malfunction - Condition Exists |
| 4487 | 5840 | 11 | Amber | Warning | Diesel Exhaust Fluid Dosing Malfunction - Condition Exists |
| 4488 | 5841 | 11 | Amber | Warning | Diesel Exhaust Fluid Quality Malfunction - Condition Exists |
| 4489 | 5842 | 11 | Amber | Warning | SCR Monitoring System Malfunction - Condition Exists |
| 4491 | 520675 | 3 | Amber | Warning | Power System Cooler Outlet Temperature Sensor Circuit - Voltage Above Normal or Shorted to High |
| 4492 | 520675 | 4 | Amber | Warning | Power System Cooler Outlet Temperature Sensor Circuit - Voltage Below Normal or Shorted to Low |
| 4493 | 520675 | 2 | Amber | Warning | Power System Cooler Outlet Temperature - Data Erratic, Intermittent, or Incorrect |
| 4494 | 520676 | 3 | Amber | Warning | Power System Cooler Intake Temperature Sensor Circuit - Voltage Above Normal or Shorted to High |
| 4495 | 520676 | 4 | Amber | Warning | Power System Cooler Intake Temperature Sensor Circuit - Voltage Below Normal or Shorted to Low |
| 4496 | 520676 | 2 | Amber | Warning | Power System Cooler Intake Temperature - Data Erratic, Intermittent, or Incorrect |
| 4497 | 520677 | 3 | Amber | Warning | Power System Cooling Fan Drive Output Circuit - Voltage Above Normal or Shorted to High Source |
| 4498 | 520677 | 4 | Amber | Warning | Power System Cooling Fan Drive Output Circuit - Voltage Below Normal or Shorted to Low Source |
| 4499 | 520677 | 7 | Amber | Warning | Power System Cooling Fan Drive - Mechanical System Not Responding or Out of Adjustment |
| 4511 | 520678 | 3 | Amber | Warning | Power System Coolant Pump Drive Output Circuit - Voltage Above Normal or Shorted to High Source |
| 4512 | 520678 | 4 | Amber | Warning | Power System Coolant Pump Drive Output Circuit - Voltage Below Normal or Shorted to Low Source |
| 4513 | 520678 | 7 | Amber | Warning | Power System Coolant Pump Drive - Mechanical System Not Responding or Out of Adjustment |

# F2500C / F2500CS / F2500W / MF2500C / MF2500CS / MF2500CL /SD2500C / SD2500CS / SD2550C / SD2550CS / SD2500W / SD2500WS
# - Diesel Engine Failure-Codes chart

| Fault Code | SPN | FMI | Lamp Color | SPN Description | Cumins Description |
|---|---|---|---|---|---|
| 4514 | 520636 | 9 | Amber | Warning | Battery Control Module - Abnormal Update Rate |
| 4515 | 520679 | 9 | Amber | Warning | Power System Electronics Inverter - Abnormal Update Rate |
| 4516 | 520635 | 9 | Amber | Warning | Power System Control Module - Abnormal Update Rate |
| 4517 | 237 | 13 | Amber | Warning | Vehicle Identification Number - Out of Calibration |
| 4518 | 5862 | 3 | Amber | Warning | Aftertreatment 1 SCR Intermediate Gas Temperature Sensor Circuit - Voltage Above Normal or |
| 4519 | 5862 | 4 | Amber | Warning | Aftertreatment 1 SCR Intermediate Gas Temperature Sensor Circuit - Voltage Below Normal or |
| 4521 | 5862 | 2 | Amber | Warning | Aftertreatment 1 SCR Intermediate Gas Temperature Sensor - Data Erratic, Intermittent, or Incorrect |
| 4522 | 5862 | 10 | Amber | Warning | Aftertreatment 1 SCR Intermediate Gas Temperature Sensor - Abnormal Rate of Change |
| 4523 | 5862 | 0 | None | None | Aftertreatment 1 SCR Intermediate Gas Temperature - Data Valid But Above Normal Operating |
| 4524 | 5862 | 0 | Red | Stop / Shutdown | Aftertreatment 1 SCR Intermediate Gas Temperature - Data Valid But Above Normal Operating |
| 4525 | 5862 | 16 | Red | Stop / Shutdown | Aftertreatment 1 SCR Intermediate Gas Temperature - Data Valid But Above Normal Operating |
| 4526 | 521 | 2 | Amber | Warning | Brake Pedal Position - Data Erratic, Intermittent, or Incorrect |
| 4527 | 6304 | 11 | Amber | Warning | Brake Switch and Accelerator Pedal Position Incompatible - Condition Exists |
| 4528 | 3257 | 2 | Amber | Warning | Aftertreatment 2 Intake NOx Sensor Power Supply - Data Erratic, Intermittent, or Incorrect |
| 4529 | 3267 | 2 | Amber | Warning | Aftertreatment 2 Outlet NOx Sensor Power Supply - Data Erratic, Intermittent, or Incorrect |
| 4531 | 5045 | 10 | Amber | Warning | Aftertreatment 2 Outlet NOx Sensor Heater - Abnormal Rate of Change |

# F2500C / F2500CS / F2500W / MF2500C / MF2500CS / MF2500CL /SD2500C / SD2500CS / SD2550C / SD2550CS / SD2500W / SD2500WS
## - Diesel Engine Failure-Codes chart

| Fault Code | SPN | FMI | Lamp Color | SPN Description | Cumins Description |
|---|---|---|---|---|---|
| 4532 | 3265 | 13 | Amber | Warning | Aftertreatment 2 Outlet NOx Sensor - Out of Calibration |
| 4533 | 4766 | 3 | Amber | Warning | Aftertreatment 1 Diesel Oxidation Catalyst Outlet Gas Temperature - Voltage Above Normal or |
| 4534 | 4766 | 4 | Amber | Warning | Aftertreatment 1 Diesel Oxidation Catalyst Outlet Gas Temperature - Voltage Below Normal or |
| 4535 | 5394 | 2 | Amber | Warning | Aftertreatment 1 Diesel Exhaust Fluid Dosing Valve 1 - Data Erratic, Intermittent, or Incorrect |
| 4536 | 520638 | 0 | Amber | Warning | Battery System Voltage - Data Valid But Above Normal Operating Range - Most Severe Level |
| 4537 | 520638 | 0 | Amber | Warning | Battery System Voltage - Data Valid But Above Normal Operating Range - Least Severe Level |
| 4538 | 520638 | 1 | Amber | Warning | Battery System Voltage - Data Valid But Below Normal Operating Range - Most Severe Level |
| 4539 | 520638 | 1 | Amber | Warning | Battery System Voltage - Data Valid But Below Normal Operating Range - Least Severe Level |
| 4541 | 520681 | 3 | Amber | Warning | Battery Module Balancing Board 1 Voltage Sensor - Voltage Above Normal or Shorted to High |
| 4542 | 520682 | 3 | Amber | Warning | Battery Module Balancing Board 2 Voltage Sensor - Voltage Above Normal or Shorted to High |
| 4543 | 520683 | 3 | Amber | Warning | Battery Module Balancing Board 3 Voltage Sensor - Voltage Above Normal or Shorted to High |
| 4544 | 520684 | 3 | Amber | Warning | Battery Module Balancing Board 4 Voltage Sensor - Voltage Above Normal or Shorted to High |
| 4545 | 520685 | 3 | Amber | Warning | Battery Module Balancing Board 5 Voltage Sensor - Voltage Above Normal or Shorted to High |
| 4546 | 520686 | 3 | Amber | Warning | Battery Module Balancing Board 6 Voltage Sensor - Voltage Above Normal or Shorted to High |
| 4547 | 520687 | 3 | Amber | Warning | Battery Module Balancing Board 7 Voltage Sensor - Voltage Above Normal or Shorted to High |
| 4548 | 520688 | 3 | Amber | Warning | Battery Module Balancing Board 8 Voltage Sensor - Voltage Above Normal or Shorted to High |

# F2500C / F2500CS / F2500W / MF2500C / MF2500CS / MF2500CL /SD2500C / SD2500CS / SD2550C / SD2550CS / SD2500W / SD2500WS
## - Diesel Engine Failure-Codes chart

| Fault Code | SPN | FMI | Lamp Color | SPN Description | Cumins Description |
|---|---|---|---|---|---|
| 4549 | 520689 | 3 | Amber | Warning | Battery Module Balancing Board 9 Voltage Sensor - Voltage Above Normal or Shorted to High |
| 4551 | 520690 | 3 | Amber | Warning | Battery Module Balancing Board 10 Voltage Sensor - Voltage Above Normal or Shorted to High |
| 4552 | 520632 | 2 | Amber | Warning | Current Sensing Module - Data Erratic, Intermittent, or Incorrect |
| 4553 | 520632 | 12 | None | None | Current Sensing Module - Bad Intelligent Device or Component |
| 4554 | 520632 | 9 | Amber | Warning | Current Sensing Module - Abnormal Update Rate |
| 4555 | 520636 | 11 | Amber | Warning | Battery Control Module - Root Cause Not Known |
| 4556 | 520633 | 3 | Amber | Warning | Main Positive Contactor - Voltage Above Normal or Shorted to High Source |
| 4557 | 520633 | 5 | Amber | Warning | Main Positive Contactor - Current Below Normal or Open Circuit |
| 4558 | 520633 | 7 | Amber | Warning | Main Positive Contactor - Mechanical System Not Responding or Out of Adjustment |
| 4559 | 520634 | 3 | Amber | Warning | Main Negative Contactor - Voltage Above Normal or Shorted to High Source |
| 4561 | 520634 | 5 | Amber | Warning | Main Negative Contactor - Current Below Normal or Open Circuit |
| 4562 | 520634 | 7 | Amber | Warning | Main Negative Contactor - Mechanical System Not Responding or Out of Adjustment |
| 4563 | 520691 | 7 | Amber | Warning | Precharge Switch - Mechanical System Not Responding or Out of Adjustment |
| 4564 | 520692 | 0 | Amber | Warning | Battery Control Module Power Supply Input - Data Valid But Above Normal Operating Range - |
| 4565 | 520692 | 1 | Amber | Warning | Battery Control Module Power Supply Input - Data Valid But Below Normal Operating Range - |
| 4566 | 520636 | 12 | Amber | Warning | Battery Control Module - Bad Intelligent Device or Component |

# F2500C / F2500CS / F2500W / MF2500C / MF2500CS / MF2500CL /SD2500C / SD2500CS / SD2550C / SD2550CS / SD2500W / SD2500WS
## - Diesel Engine Failure-Codes chart

| Fault Code | SPN | FMI | Lamp Color | SPN Description | Cumins Description |
|---|---|---|---|---|---|
| 4567 | 161 | 2 | Amber | Warning | Transmission Input Shaft Speed - Data Erratic, Intermittent, or Incorrect |
| 4568 | 3482 | 0 | Amber | Warning | Aftertreatment Fuel Shutoff Valve - Data Valid But Above Normal Operating Range - Moderately |
| 4569 | 520693 | 3 | Amber | Warning | Battery System Control Signal Circuit - Voltage Above Normal or Shorted to High Source |
| 4571 | 520693 | 4 | Amber | Warning | Battery System Control Signal - Voltage Below Normal or Shorted to Low Source |
| 4572 | 3031 | 9 | Amber | Warning | Aftertreatment 1 Diesel Exhaust Fluid Tank Temperature - Abnormal Update Rate |
| 4573 | 3826 | 1 | Amber | Warning | Aftertreatment 1 Diesel Exhaust Fluid Average Consumption - Data Valid But Below Normal |
| 4574 | 520694 | 0 | Amber | Warning | Battery System Charge Current - Data Valid But Above Normal Operating Range - Most Severe Level |
| 4575 | 520694 | 0 | None | None | Battery System Charge Current - Data Valid But Above Normal Operating Range - Least Severe |
| 4576 | 520695 | 0 | Amber | Warning | Battery System Discharge Current - Data Valid But Above Normal Operating Range - Most Severe |
| 4577 | 520695 | 0 | None | None | Battery System Discharge Current - Data Valid But Above Normal Operating Range - Least Severe |
| 4578 | 520637 | 5 | Amber | Warning | High Voltage Interlock - Current Below Normal or Open Circuit |
| 4579 | 520638 | 2 | Amber | Warning | Battery System Voltage - Data Erratic, Intermittent, or Incorrect |
| 4581 | 520696 | 3 | Amber | Warning | Battery System Fuse - Voltage Above Normal or Shorted to High Source |
| 4582 | 520696 | 4 | Amber | Warning | Battery System Fuse - Voltage Below Normal or Shorted to Low Source |
| 4583 | 520696 | 5 | Amber | Warning | Battery System Fuse - Current Below Normal or Open Circuit |
| 4584 | 3936 | 14 | Red | Stop / Shutdown | Aftertreatment Diesel Particulate Filter System - Special Instructions |

# F2500C / F2500CS / F2500W / MF2500C / MF2500CS / MF2500CL /SD2500C / SD2500CS / SD2550C / SD2550CS / SD2500W / SD2500WS - Diesel Engine Failure-Codes chart

| Fault Code | SPN | FMI | Lamp Color | SPN Description | Cumins Description |
|---|---|---|---|---|---|
| 4585 | 4792 | 14 | Red | Stop / Shutdown | Aftertreatment 1 SCR Catalyst System - Special Instructions |
| 4586 | 4339 | 11 | Amber | Warning | Aftertreatment 1 SCR Feedback Control Status - Condition Exists |
| 4587 | 4337 | 0 | Amber | Warning | Aftertreatment 1 Diesel Exhaust Fluid Dosing 1 Temperature - Data Valid But Above Normal |
| 4588 | 4390 | 0 | Amber | Warning | Aftertreatment 2 Diesel Exhaust Fluid Dosing 1 Temperature - Data Valid But Above Normal |
| 4589 | 190 | 1 | None | None | Engine Speed - Data Valid But Below Normal Operating Range - Least Severe Level |
| 4591 | 520699 | 11 | Amber | Warning | Transmission Requested Malfunction Indicator Lamp - Condition Exists |
| 4592 | 520697 | 11 | None | None | Remote Networking Device - Starting Service - Condition Exists |
| 4593 | 520698 | 11 | None | None | Remote Networking Device - Shutting Service - Condition Exists |
| 4594 | 520700 | 3 | None | None | Remote Networking Device - Wired Sensor - Analog Input Signal - Voltage Above Normal or Shorted |
| 4595 | 520700 | 4 | None | None | Remote Networking Device - Wired Sensor - Analog Input Signal - Voltage Below Normal or Shorted |
| 4596 | 520700 | 3 | Amber | Warning | Remote Networking Device - Wired Sensor - Analog Input Signal - Voltage Above Normal or Shorted |
| 4597 | 520700 | 4 | Amber | Warning | Remote Networking Device - Wired Sensor - Analog Input Signal - Voltage Below Normal or Shorted |
| 4598 | 1209 | 2 | Amber | Warning | Exhaust Gas Pressure - Data Not Rational - Drifted High |
| 4599 | 1209 | 2 | Amber | Warning | Exhaust Gas Pressure - Data Not Rational - Drifted Low |
| 4611 | 173 | 1 | Amber | Warning | Engine Exhaust Gas Temperature - Data Valid But Below Normal Operating Range - Moderately |
| 4612 | 5321 | 11 | Amber | Warning | Engine Intake Manifold Pressure System Monitor - Condition Exists |

# F2500C / F2500CS / F2500W / MF2500C / MF2500CS / MF2500CL /SD2500C / SD2500CS / SD2550C / SD2550CS / SD2500W / SD2500WS
## - Diesel Engine Failure-Codes chart

| Fault Code | SPN | FMI | Lamp Color | SPN Description | Cumins Description |
|---|---|---|---|---|---|
| 4613 | 5393 | 13 | Amber | Warning | EGR Cooler Bypass Actuator - Out of Calibration |
| 4614 | 173 | 2 | Amber | Warning | Engine Exhaust Gas Temperature - Data Erratic, Intermittent, or Incorrect |
| 4615 | 94 | 0 | Amber | Warning | Engine Fuel Delivery Pressure - Data Valid But Above Normal Operating Range - Most Severe Level |
| 4616 | 102 | 1 | Amber | Warning | Intake Manifold 1 Pressure - Data Valid But Below Normal Operating Range - Least Severe Level |
| 4617 | 5631 | 3 | Amber | Warning | Engine Throttle Valve Differential Pressure Sensor Circuit - Voltage Above Normal or Shorted to High |
| 4618 | 5631 | 4 | Amber | Warning | Engine Throttle Valve Differential Pressure Sensor Circuit - Voltage Below Normal or Shorted to Low |
| 4619 | 1128 | 2 | Amber | Warning | Intake Manifold 2 Pressure - Data Erratic, Intermittent, or Incorrect |
| 4621 | 1127 | 2 | Amber | Warning | Engine Turbocharger 1 Boost Pressure - Data Erratic, Intermittent, or Incorrect |
| 4622 | 1390 | 2 | Amber | Warning | Engine Fuel Valve 1 Intake Pressure - Data Erratic, Intermittent, or Incorrect |
| 4623 | 3466 | 2 | Amber | Warning | Engine Fuel Valve 2 Intake Pressure - Data Erratic, Intermittent, or Incorrect |
| 4624 | 2980 | 2 | Amber | Warning | Engine Gas Control Valve 1 Outlet Pressure - Data Erratic, Intermittent, or Incorrect |
| 4625 | 3469 | 2 | Amber | Warning | Engine Gas Control Valve Outlet Pressure 2 - Data Erratic, Intermittent, or Incorrect |
| 4626 | 648 | 2 | Amber | Warning | Exhaust Back Pressure - Data Erratic, Intermittent, or Incorrect |
| 4627 | 4076 | 3 | Amber | Warning | Engine Coolant Temperature 2 Sensor Circuit - Voltage Above Normal or Shorted to High Source |
| 4628 | 4076 | 4 | Amber | Warning | Engine Coolant Temperature 2 Sensor Circuit - Voltage Below Normal or Shorted to Low Source |
| 4629 | 4076 | 0 | Amber | Warning | Engine Coolant Temperature 2 - Data Valid But Above Normal Operating Range - Moderately Severe |

# F2500C / F2500CS / F2500W / MF2500C / MF2500CS / MF2500CL /SD2500C / SD2500CS / SD2550C / SD2550CS / SD2500W / SD2500WS
# - Diesel Engine Failure-Codes chart

| Fault Code | SPN | FMI | Lamp Color | SPN Description | Cumins Description |
|---|---|---|---|---|---|
| 4631 | 4076 | 0 | Red | Stop / Shutdown | Engine Coolant Temperature 2 - Data Valid But Above Normal Operating Range - Most Severe Level |
| 4632 | 520703 | 2 | Amber | Warning | Battery System Ambient Air Temperature - Data Erratic, Intermittent, or Incorrect |
| 4633 | 520704 | 11 | Amber | Warning | Battery Control Module - Shutdown Due to Battery Pack Inactivity - Condition Exists |
| 4634 | 520637 | 4 | Amber | Warning | High Voltage Interlock - Voltage Below Normal or Shorted to Low Source |
| 4635 | 520636 | 13 | None | None | Battery Control Module - Out of Calibration |
| 4636 | 5631 | 2 | Amber | Warning | Engine Throttle Valve Differential Pressure Sensor Circuit - Data Erratic, Intermittent, or Incorrect |
| 4637 | 520693 | 5 | Amber | Warning | Battery System Control Signal - Current Below Normal or Open Circuit |
| 4638 | 520705 | 9 | Amber | Warning | Power Control Command (PCC) to Aftertreatment PLC Communication - Abnormal Update Rate |
| 4639 | 520705 | 11 | Red | Stop / Shutdown | Power Control Command (PCC) to Aftertreatment PLC Communication - Condition Exists |
| 4641 | 3985 | 9 | Amber | Warning | Cab HVAC System Controller - Abnormal Update Rate |
| 4642 | 97 | 0 | Red | Stop / Shutdown | Water in Fuel Indicator - Data Valid But Above Normal Operating Range - Most Severe Level |
| 4643 | 657 | 13 | Amber | Warning | Injector Solenoid Driver Cylinder 7 - Out of Calibration |
| 4644 | 658 | 13 | Amber | Warning | Injector Solenoid Driver Cylinder 8 - Out of Calibration |
| 4645 | 659 | 13 | Amber | Warning | Injector Solenoid Driver Cylinder 9 - Out of Calibration |
| 4646 | 660 | 13 | Amber | Warning | Injector Solenoid Driver Cylinder 10 - Out of Calibration |
| 4647 | 661 | 13 | Amber | Warning | Injector Solenoid Driver Cylinder 11 - Out of Calibration |

# F2500C / F2500CS / F2500W / MF2500C / MF2500CS / MF2500CL /SD2500C / SD2500CS / SD2550C / SD2550CS / SD2500W / SD2500WS
## - Diesel Engine Failure-Codes chart

| Fault Code | SPN | FMI | Lamp Color | SPN Description | Cumins Description |
|---|---|---|---|---|---|
| 4648 | 662 | 13 | Amber | Warning | Injector Solenoid Driver Cylinder 12 - Out of Calibration |
| 4649 | 663 | 13 | Amber | Warning | Injector Solenoid Driver Cylinder 13 - Out of Calibration |
| 4651 | 664 | 13 | Amber | Warning | Injector Solenoid Driver Cylinder 14 - Out of Calibration |
| 4652 | 665 | 13 | Amber | Warning | Injector Solenoid Driver Cylinder 15 - Out of Calibration |
| 4653 | 666 | 13 | Amber | Warning | Injector Solenoid Driver Cylinder 16 - Out of Calibration |
| 4654 | 667 | 13 | Amber | Warning | Injector Solenoid Driver Cylinder 17 - Out of Calibration |
| 4655 | 668 | 13 | Amber | Warning | Injector Solenoid Driver Cylinder 18 - Out of Calibration |
| 4656 | 669 | 13 | Amber | Warning | Injector Solenoid Driver Cylinder 19 - Out of Calibration |
| 4657 | 670 | 13 | Amber | Warning | Injector Solenoid Driver Cylinder 20 - Out of Calibration |
| 4658 | 4331 | 1 | Amber | Warning | Aftertreatment 1 Diesel Exhaust Fluid Actual Dosing Quantity - Data Valid But Below Normal |
| 4659 | 520706 | 0 | Amber | Warning | Power System Electronics Inverter Voltage - Data Valid But Above Normal Operating Range - |
| 4661 | 520707 | 0 | Amber | Warning | Generator Motor Current - Data Valid But Above Normal Operating Range - Moderately Severe Level |
| 4662 | 161 | 0 | Amber | Warning | Transmission Input Shaft Speed - Data Valid But Above Normal Operating Range - Moderately |
| 4663 | 520708 | 0 | Amber | Warning | Generator Motor Temperature 1 - Data Valid But Above Normal Operating Range - Moderately |
| 4664 | 520709 | 0 | Amber | Warning | Power System Electronics Inverter Temperature - Data Valid But Above Normal Operating Range - |
| 4665 | 520710 | 2 | Amber | Warning | Generator Motor Position Sensor - Data Erratic, Intermittent, or Incorrect |

# F2500C / F2500CS / F2500W / MF2500C / MF2500CS / MF2500CL /SD2500C / SD2500CS / SD2550C / SD2550CS / SD2500W / SD2500WS
## - Diesel Engine Failure-Codes chart

| Fault Code | SPN | FMI | Lamp Color | SPN Description | Cumins Description |
|---|---|---|---|---|---|
| 4666 | 520708 | 3 | Amber | Warning | Generator Motor Temperature 1 Sensor - Voltage Above Normal or Shorted to High Source |
| 4667 | 520708 | 4 | Amber | Warning | Generator Motor Temperature 1 Sensor - Voltage Below Normal or Shorted to Low Source |
| 4668 | 520679 | 11 | Amber | Warning | Power System Electronics Inverter - Root Cause Not Known |
| 4669 | 520637 | 2 | Amber | Warning | High Voltage Interlock - Data Erratic, Intermittent, or Incorrect |
| 4671 | 520710 | 13 | Amber | Warning | Generator Motor Position - Out of Calibration |
| 4672 | 520679 | 12 | Amber | Warning | Power System Electronics Inverter - Bad Intelligent Device or Component |
| 4673 | 520712 | 12 | Amber | Warning | Power System Electronics Inverter Calibration Memory - Bad Intelligent Device or Component |
| 4674 | 520711 | 2 | Amber | Warning | Power Electronics Power Supply Lost - Data Erratic, Intermittent, or Incorrect |
| 4675 | 520711 | 0 | Amber | Warning | Power Electronics Battery Supply Voltage - Data Valid But Above Normal Operating Range - |
| 4676 | 520711 | 1 | Amber | Warning | Power Electronics Battery Supply Voltage - Data Valid But Below Normal Operating Range - |
| 4677 | 1761 | 9 | Amber | Warning | Aftertreatment 1 Diesel Exhaust Fluid Tank Level - Abnormal Update Rate |
| 4678 | 1761 | 12 | Amber | Warning | Aftertreatment 1 Diesel Exhaust Fluid Tank Level Sensor - Bad Intelligent Device or Component |
| 4679 | 1761 | 5 | Amber | Warning | Aftertreatment 1 Diesel Exhaust Fluid Tank Level Sensor Circuit - Current Below Normal or Open |
| 4681 | 3031 | 12 | Amber | Warning | Aftertreatment 1 Diesel Exhaust Fluid Tank Temperature Sensor - Bad Intelligent Device or |
| 4682 | 3031 | 5 | Amber | Warning | Aftertreatment 1 Diesel Exhaust Fluid Tank Temperature Sensor Circuit - Current Below Normal or |
| 4683 | 3675 | 0 | Amber | Warning | Engine Turbocharger Compressor Bypass Actuator 1 Position - Data Valid But Above Normal |

# F2500C / F2500CS / F2500W / MF2500C / MF2500CS / MF2500CL /SD2500C / SD2500CS / SD2550C / SD2550CS / SD2500W / SD2500WS
## - Diesel Engine Failure-Codes chart

| Fault Code | SPN | FMI | Lamp Color | SPN Description | Cumins Description |
|---|---|---|---|---|---|
| 4684 | 3675 | 1 | Amber | Warning | Engine Turbocharger Compressor Bypass Actuator 1 Position - Data Valid But Below Normal |
| 4685 | 4335 | 11 | Amber | Warning | Aftertreatment 1 SCR Dosing Air Assist Absolute Pressure - Condition Exists |
| 4686 | 2904 | 11 | Amber | Warning | ECU Type - Condition Exists |
| 4687 | 3606 | 14 | Red | Stop / Shutdown | Engine Controlled Shutdown Request - Special Instructions |
| 4688 | 6301 | 3 | Amber | Warning | Water in Fuel Indicator 2 Sensor Circuit - Voltage Above Normal or Shorted to High Source |
| 4689 | 6301 | 4 | Amber | Warning | Water in Fuel Indicator 2 Sensor Circuit - Voltage Below Normal or Shorted to Low Source |
| 4691 | 5585 | 1 | Amber | Warning | Engine Injector Metering Rail 1 Cranking Pressure - Data Valid But Below Normal Operating Range - |
| 4692 | 633 | 9 | Red | Stop / Shutdown | Engine Fuel Actuator Control Valve - Abnormal Update Rate |
| 4693 | 1244 | 9 | Red | Stop / Shutdown | Engine Fuel Actuator 2 Control Valve - Abnormal Update Rate |
| 4694 | 3470 | 9 | Red | Stop / Shutdown | Engine Turbocharger Compressor Bypass Actuator - Abnormal Update Rate |
| 4695 | 5096 | 2 | Amber | Warning | Malfunction Indicator Lamp Control Data Communications - Data Erratic, Intermittent, or Incorrect |
| 4696 | 6302 | 3 | Amber | Warning | Crankcase Pressure 2 Sensor Circuit - Voltage Above Normal or Shorted to High Source |
| 4697 | 6302 | 4 | Amber | Warning | Crankcase Pressure 2 Sensor Circuit - Voltage Below Normal or Shorted to Low Source |
| 4698 | 6302 | 0 | Maintenance | Maintenance | Crankcase Pressure 2 - Data Valid But Above Normal Operating Range - Least Severe Level |
| 4699 | 6302 | 0 | Amber | Warning | Crankcase Pressure 2 - Data Valid But Above Normal Operating Range - Moderately Severe Level |
| 4711 | 6302 | 1 | Maintenance | Maintenance | Crankcase Pressure 2 - Data Valid But Below Normal Operating Range - Least Severe Level |

# F2500C / F2500CS / F2500W / MF2500C / MF2500CS / MF2500CL /SD2500C / SD2500CS / SD2550C / SD2550CS / SD2500W / SD2500WS
## - Diesel Engine Failure-Codes chart

| Fault Code | SPN | FMI | Lamp Color | SPN Description | Cumins Description |
|---|---|---|---|---|---|
| 4712 | 5974 | 2 | None | None | Aftertreatment 2 Diesel Exhaust Fluid Dosing Valve - Data Erratic, Intermittent, or Incorrect |
| 4713 | 5357 | 11 | Amber | Warning | Engine Fuel Injection Quantity Error for Multiple Cylinders - Condition Exists |
| 4714 | 1213 | 11 | Amber | Warning | Malfunction Indicator Lamp - Condition Exists |
| 4715 | 161 | 11 | Amber | Warning | Transmission Input Shaft Speed - Root Cause Not Known |
| 4716 | 1547 | 3 | Amber | Warning | A/C Evaporator Temperature Sensor Circuit - Voltage Above Normal or Shorted to High Source |
| 4717 | 1547 | 4 | Amber | Warning | A/C Evaporator Temperature Sensor Circuit - Voltage Below Normal or Shorted to Low Source |
| 4718 | 725 | 11 | Amber | Warning | Ignition Control Signal - Condition Exists |
| 4719 | 726 | 11 | Amber | Warning | Ignition Timing Signal - Condition Exists |
| 4721 | 237 | 11 | Amber | Warning | Vehicle Identification Number - Condition Exists |
| 4722 | 237 | 2 | Amber | Warning | Vehicle Identification Number - Data Erratic, Intermittent, or Incorrect |
| 4723 | 2025 | 9 | Amber | Warning | Source Address 25 - Abnormal Update Rate |
| 4724 | 702 | 5 | Amber | Warning | Auxiliary Input/Output 2 Circuit - Current Below Normal or Open Circuit |
| 4725 | 702 | 6 | Amber | Warning | Auxiliary Input/Output 2 Circuit - Current Above Normal or Grounded Circuit |
| 4726 | 1239 | 0 | Amber | Warning | Engine Fuel Leakage - Data Valid But Above Normal Operating Range - Moderately Severe Level |
| 4727 | 157 | 0 | Amber | Warning | Injector Metering Rail 1 Pressure - Data Valid But Above Normal Operating Range - Least Severe |
| 4728 | 1209 | 1 | Amber | Warning | Exhaust Gas Pressure - Data Valid But Below Normal Operating Range - Moderately Severe Level |

# F2500C / F2500CS / F2500W / MF2500C / MF2500CS / MF2500CL /SD2500C / SD2500CS / SD2550C / SD2550CS / SD2500W / SD2500WS
## - Diesel Engine Failure-Codes chart

| Fault Code | SPN | FMI | Lamp Color | SPN Description | Cumins Description |
|---|---|---|---|---|---|
| 4729 | 102 | 1 | Red | Stop / Shutdown | Intake Manifold 1 Pressure - Data Valid But Below Normal Operating Range - Most Severe Level |
| 4731 | 3031 | 13 | Amber | Warning | Aftertreatment 1 Diesel Exhaust Fluid Tank Temperature Sensor - Out of Calibration |
| 4732 | 1761 | 13 | Amber | Warning | Aftertreatment 1 Diesel Exhaust Fluid Tank Level Sensor - Out of Calibration |
| 4733 | 3353 | 11 | Amber | Warning | Alternator 1 Status - Condition Exists |
| 4734 | 701 | 14 | Red | Stop / Shutdown | Auxiliary Input/Output 1 - Special Instructions |
| 4735 | 703 | 6 | Amber | Warning | Auxiliary Input/Output 3 Circuit - Current Above Normal or Grounded Circuit |
| 4736 | 3031 | 6 | Amber | Warning | Aftertreatment 1 Diesel Exhaust Fluid Tank Temperature Sensor Circuit - Current Above Normal or |
| 4737 | 3031 | 11 | Amber | Warning | Aftertreatment 1 Diesel Exhaust Fluid Tank Temperature - Root Cause Not Known |
| 4738 | 1761 | 6 | Amber | Warning | Aftertreatment 1 Diesel Exhaust Fluid Tank Level Sensor Circuit - Current Above Normal or |
| 4739 | 1761 | 11 | Amber | Warning | Aftertreatment 1 Diesel Exhaust Fluid Tank Level Sensor - Root Cause Not Known |
| 4741 | 3364 | 5 | Amber | Warning | Aftertreatment Diesel Exhaust Fluid Quality Sensor Circuit - Current Below Normal or Open Circuit |
| 4742 | 3364 | 6 | Amber | Warning | Aftertreatment Diesel Exhaust Fluid Quality Sensor Circuit - Current Above Normal or Grounded |
| 4743 | 3515 | 5 | Amber | Warning | Aftertreatment 1 Diesel Exhaust Fluid Temperature 2 Sensor Circuit - Current Below Normal or Open |
| 4744 | 3515 | 6 | Amber | Warning | Aftertreatment 1 Diesel Exhaust Fluid Temperature 2 Sensor Circuit - Current Above Normal or |
| 4745 | 3515 | 11 | Amber | Warning | Aftertreatment 1 Diesel Exhaust Fluid Temperature 2 - Root Cause Not Known |
| 4746 | 3361 | 7 | Amber | Warning | Aftertreatment 1 Diesel Exhaust Fluid Dosing Unit - Mechanical System Not Responding or Out of |

# F2500C / F2500CS / F2500W / MF2500C / MF2500CS / MF2500CL /SD2500C / SD2500CS / SD2550C / SD2550CS / SD2500W / SD2500WS
## - Diesel Engine Failure-Codes chart

| Fault Code | SPN | FMI | Lamp Color | SPN Description | Cumins Description |
|---|---|---|---|---|---|
| 4747 | 3217 | 2 | Amber | Warning | Aftertreatment Intake Oxygen Sensor - Data Not Rational - Drifted High |
| 4748 | 3217 | 2 | Amber | Warning | Aftertreatment Intake Oxygen Sensor - Data Not Rational - Drifted Low |
| 4749 | 3227 | 2 | Amber | Warning | Aftertreatment Outlet Oxygen - Data Not Rational - Drifted High |
| 4751 | 3227 | 2 | Amber | Warning | Aftertreatment Outlet Oxygen - Data Not Rational - Drifted Low |
| 4752 | 6326 | 3 | Amber | Warning | Aftertreatment 1 Diesel Exhaust Fluid Dosing Valve 1 Heater - Voltage Above Normal or Shorted to |
| 4753 | 6326 | 4 | Amber | Warning | Aftertreatment 1 Diesel Exhaust Fluid Dosing Valve 1 Heater - Voltage Below Normal or Shorted to |
| 4754 | 6328 | 3 | Amber | Warning | Aftertreatment 2 Diesel Exhaust Fluid Dosing Valve 1 Heater - Voltage Above Normal or Shorted to |
| 4755 | 6328 | 4 | Amber | Warning | Aftertreatment 2 Diesel Exhaust Fluid Dosing Valve 1 Heater - Voltage Below Normal or Shorted to |
| 4756 | 520718 | 3 | Amber | Warning | Aftertreatment 1 Diesel Exhaust Fluid Dosing Valve 2 Heater - Voltage Above Normal or Shorted to |
| 4757 | 520718 | 4 | Amber | Warning | Aftertreatment 1 Diesel Exhaust Fluid Dosing Valve 2 Heater - Voltage Below Normal or Shorted to |
| 4758 | 520719 | 3 | Amber | Warning | Aftertreatment 2 Diesel Exhaust Fluid Dosing Valve 2 Heater - Voltage Above Normal or Shorted to |
| 4759 | 520719 | 4 | Amber | Warning | Aftertreatment 2 Diesel Exhaust Fluid Dosing Valve 2 Heater - Voltage Below Normal or Shorted to |
| 4761 | 520720 | 5 | Red | Stop / Shutdown | Generator Voltage Sensor Miniature Circuit Breaker - Current Below Normal or Open Circuit |
| 4762 | 520722 | 0 | Red | Stop / Shutdown | Alternator Drive End Bearing Temperature Rise - Data Valid But Above Normal Operating Range - |
| 4763 | 520722 | 0 | Red | Stop / Shutdown | Alternator Drive End Bearing Temperature Rise - Data Valid But Above Normal Operating Range - |
| 4764 | 520723 | 0 | Red | Stop / Shutdown | Alternator Non-Drive End Bearing Temperature Rise - Data Valid But Above Normal Operating |

# F2500C / F2500CS / F2500W / MF2500C / MF2500CS / MF2500CL /SD2500C / SD2500CS / SD2550C / SD2550CS / SD2500W / SD2500WS
## - Diesel Engine Failure-Codes chart

| Fault Code | SPN | FMI | Lamp Color | SPN Description | Cumins Description |
|---|---|---|---|---|---|
| 4765 | 520723 | 0 | Red | Stop / Shutdown | Alternator Non-Drive End Bearing Temperature Rise - Data Valid But Above Normal Operating |
| 4766 | 520721 | 11 | Amber | Warning | Customer Gas Valve Closed - Condition Exists |
| 4767 | 520721 | 11 | Red | Stop / Shutdown | Customer Gas Valve Closed - Condition Exists |
| 4768 | 3521 | 11 | Amber | Warning | Aftertreatment 1 Diesel Exhaust Fluid Property - Root Cause Not Known |
| 4769 | 1761 | 10 | Amber | Warning | Aftertreatment 1 Diesel Exhaust Fluid Tank Level Sensor - Abnormal Rate of Change |
| 4771 | 159 | 11 | Red | Stop / Shutdown | Gas Supply Pressure (Regulated) - Condition Exists |
| 4772 | 159 | 14 | Amber | Warning | Gas Supply Pressure (Regulated) - Special Instructions |
| 4773 | 520724 | 3 | Amber | Warning | Engine Intake Air Diverter Valve - Voltage Above Normal or Shorted to High Source |
| 4774 | 520724 | 4 | Amber | Warning | Engine Intake Air Diverter Valve - Voltage Below Normal or Shorted to Low Source |
| 4775 | 520725 | 0 | Amber | Warning | Engine Intake Air Diverter Valve Power Supply - Data Valid But Above Normal Operating Range - |
| 4776 | 520725 | 1 | Amber | Warning | Engine Intake Air Diverter Valve Power Supply - Data Valid But Below Normal Operating Range - |
| 4777 | 520724 | 13 | Amber | Warning | Engine Intake Air Diverter Valve - Out of Calibration |
| 4778 | 520724 | 7 | Amber | Warning | Engine Intake Air Diverter Valve - Mechanical System Not Responding or Out of Adjustment |
| 4779 | 520726 | 3 | Amber | Warning | Engine Intake Air Diverter Valve Position - Voltage Above Normal or Shorted to High Source |
| 4781 | 520726 | 4 | Amber | Warning | Engine Intake Air Diverter Valve Position - Voltage Below Normal or Shorted to Low Source |
| 4782 | 632 | 5 | Red | Stop / Shutdown | Engine Fuel Shutoff Valve Driver Circuit - Current Below Normal or Open Circuit |

# F2500C / F2500CS / F2500W / MF2500C / MF2500CS / MF2500CL /SD2500C / SD2500CS / SD2550C / SD2550CS / SD2500W / SD2500WS
## - Diesel Engine Failure-Codes chart

| Fault Code | SPN | FMI | Lamp Color | SPN Description | Cumins Description |
|---|---|---|---|---|---|
| 4783 | 632 | 4 | Amber | Warning | Engine Fuel Shutoff Valve Driver Circuit - Voltage Below Normal or Shorted to Low Source |
| 4784 | 2807 | 4 | Red | Stop / Shutdown | Engine Fuel Shutoff Valve Driver 2 Circuit - Voltage Below Normal or Shorted to Low Source |
| 4785 | 2807 | 5 | Red | Stop / Shutdown | Engine Fuel Shutoff Valve Driver 2 Circuit - Current Below Normal or Open Circuit |
| 4786 | 1390 | 0 | Red | Stop / Shutdown | Engine Fuel Valve 1 Intake Pressure - Data Valid But Above Normal Operating Range - Most Severe |
| 4787 | 1390 | 11 | Red | Stop / Shutdown | Engine Fuel Valve 1 Intake Pressure - Condition Exists |
| 4788 | 1390 | 14 | Amber | Warning | Engine Fuel Valve 1 Intake Pressure - Special Instructions |
| 4789 | 1639 | 0 | Amber | Warning | Fan Speed - Data Valid But Above Normal Operating Range - Most Severe Level |
| 4791 | 1639 | 1 | Amber | Warning | Fan Speed - Data Valid But Below Normal Operating Range - Most Severe Level |
| 4792 | 1370 | 14 | Red | Stop / Shutdown | Engine Cylinder 19 (A10) Knock Sensor Excessive Mechanical Vibration - Special Instructions |
| 4793 | 1371 | 14 | Red | Stop / Shutdown | Engine Cylinder 20 (B10) Knock Sensor Excessive Mechanical Vibration - Special Instructions |
| 4794 | 520484 | 11 | Amber | Warning | Methane Percent Signal - Condition Exists |
| 4795 | 520484 | 11 | Red | Stop / Shutdown | Methane Percent Signal - Condition Exists |
| 4796 | 723 | 11 | Red | Stop / Shutdown | Engine Camshaft Speed/Position Sensor Lost - Condition Exists |
| 4797 | 731 | 0 | Red | Stop / Shutdown | Engine Knock - Data Valid But Above Normal Operating Range - Most Severe Level |
| 4798 | 731 | 0 | Amber | Warning | Engine Knock - Data Valid But Above Normal Operating Range - Moderately Severe Level |
| 4799 | 520727 | 11 | Red | Stop / Shutdown | Network Shutdown Command - Condition Exists |

# F2500C / F2500CS / F2500W / MF2500C / MF2500CS / MF2500CL /SD2500C / SD2500CS / SD2550C / SD2550CS / SD2500W / SD2500WS
## - Diesel Engine Failure-Codes chart

| Fault Code | SPN | FMI | Lamp Color | SPN Description | Cumins Description |
|---|---|---|---|---|---|
| 4811 | 1352 | 11 | Amber | Warning | Engine Cylinder 1 (A1) Knock - Condition Exists |
| 4812 | 1353 | 11 | Amber | Warning | Engine Cylinder 2 (B1) Knock - Condition Exists |
| 4813 | 1354 | 11 | Amber | Warning | Engine Cylinder 3 (A2) Knock - Condition Exists |
| 4814 | 1355 | 11 | Amber | Warning | Engine Cylinder 4 (B2) Knock - Condition Exists |
| 4815 | 1356 | 11 | Amber | Warning | Engine Cylinder 5 (A3) Knock - Condition Exists |
| 4816 | 1357 | 11 | Amber | Warning | Engine Cylinder 6 (B3) Knock - Condition Exists |
| 4817 | 1358 | 11 | Amber | Warning | Engine Cylinder 7 (A4) Knock - Condition Exists |
| 4818 | 1359 | 11 | Amber | Warning | Engine Cylinder 8 (B4) Knock - Condition Exists |
| 4819 | 1360 | 11 | Amber | Warning | Engine Cylinder 9 (A5) Knock - Condition Exists |
| 4821 | 1361 | 11 | Amber | Warning | Engine Cylinder 10 (B5) Knock - Condition Exists |
| 4822 | 1362 | 11 | Amber | Warning | Engine Cylinder 11 (A6) Knock - Condition Exists |
| 4823 | 1363 | 11 | Amber | Warning | Engine Cylinder 12 (B6) Knock - Condition Exists |
| 4824 | 1364 | 11 | Amber | Warning | Engine Cylinder 13 (A7) Knock - Condition Exists |
| 4825 | 1365 | 11 | Amber | Warning | Engine Cylinder 14 (B7) Knock - Condition Exists |
| 4826 | 1366 | 11 | Amber | Warning | Engine Cylinder 15 (A8) Knock - Condition Exists |
| 4827 | 1367 | 11 | Amber | Warning | Engine Cylinder 16 (B8) Knock - Condition Exists |

# F2500C / F2500CS / F2500W / MF2500C / MF2500CS / MF2500CL /SD2500C / SD2500CS / SD2550C / SD2550CS / SD2500W / SD2500WS
## - Diesel Engine Failure-Codes chart

| Fault Code | SPN | FMI | Lamp Color | SPN Description | Cumins Description |
|---|---|---|---|---|---|
| 4828 | 1368 | 11 | Amber | Warning | Engine Cylinder 17 (A9) Knock - Condition Exists |
| 4829 | 1369 | 11 | Amber | Warning | Engine Cylinder 18 (B9) Knock - Condition Exists |
| 4831 | 1370 | 11 | Amber | Warning | Engine Cylinder 19 (A10) Knock - Condition Exists |
| 4832 | 1371 | 11 | Amber | Warning | Engine Cylinder 20 (B10) Knock - Condition Exists |
| 4833 | 1172 | 0 | Amber | Warning | Turbocharger 1 Compressor Intake Temperature - Data Valid But Above Normal Operating Range - |
| 4834 | 100 | 0 | Red | Stop / Shutdown | Engine Oil Rifle Pressure - Data Valid But Above Normal Operating Range - Most Severe Level |
| 4835 | 1312 | 0 | None | None | Engine Spark Plug 19 (A10) - Data Valid But Above Normal Operating Range - Least Severe Level |
| 4836 | 1313 | 0 | None | None | Engine Spark Plug 20 (B10) - Data Valid But Above Normal Operating Range - Least Severe Level |
| 4837 | 1312 | 1 | None | None | Engine Spark Plug 19 (A10) - Data Valid But Below Normal Operating Range - Least Severe Level |
| 4838 | 1313 | 1 | None | None | Engine Spark Plug 20 (B10) - Data Valid But Below Normal Operating Range - Least Severe Level |
| 4839 | 3667 | 11 | Amber | Warning | Engine Air Shutoff - Condition Exists |
| 4841 | 6653 | 0 | Amber | Warning | Engine Injector Metering Rail 1 Cold Start Pressure - Data Valid But Above Normal Operating Range |
| 4842 | 3364 | 0 | None | None | Aftertreatment Diesel Exhaust Fluid Quality - Data Valid But Above Normal Operating Range - Least |
| 4843 | 105 | 0 | Amber | Warning | Intake Manifold 1 Temperature - Data Valid But Above Normal Operating Range - Least Severe Level |
| 4844 | 1155 | 1 | Amber | Warning | Exhaust Gas Temperature Cylinder 19 (A10) - Data Valid But Below Normal Operating Range - |
| 4845 | 1156 | 1 | Amber | Warning | Exhaust Gas Temperature Cylinder 20 (B10) - Data Valid But Below Normal Operating Range - |

# F2500C / F2500CS / F2500W / MF2500C / MF2500CS / MF2500CL /SD2500C / SD2500CS / SD2550C / SD2550CS / SD2500W / SD2500WS - Diesel Engine Failure-Codes chart

| Fault Code | SPN | FMI | Lamp Color | SPN Description | Cumins Description |
|---|---|---|---|---|---|
| 4846 | 190 | 1 | Amber | Warning | Engine Speed - Data Valid But Below Normal Operating Range - Moderately Severe Level |
| 4847 | 190 | 1 | Red | Stop / Shutdown | Engine Speed - Data Valid But Below Normal Operating Range - Most Severe Level |
| 4848 | 3464 | 2 | Amber | Warning | Electronic Throttle Control Actuator - Data Not Rational - Drifted High |
| 4849 | 3464 | 13 | Red | Stop / Shutdown | Electronic Throttle Control Actuator - Out of Calibration |
| 4851 | 633 | 2 | Amber | Warning | Engine Fuel Actuator Control - Data Not Rational - Drifted High |
| 4852 | 633 | 13 | Red | Stop / Shutdown | Engine Fuel Actuator Control - Out of Calibration |
| 4853 | 105 | 11 | Red | Stop / Shutdown | Intake Manifold 1 Temperature - Condition Exists |
| 4854 | 1127 | 0 | Amber | Warning | Engine Turbocharger 1 Boost Pressure - Data Valid But Above Normal Operating Range - Least |
| 4855 | 1127 | 11 | Red | Stop / Shutdown | Engine Turbocharger 1 Boost Pressure - Condition Exists |
| 4856 | 1155 | 3 | Maintenance | Maintenance | Exhaust Gas Temperature Sensor Circuit Cylinder 19 (A10) - Voltage Above Normal or Shorted to |
| 4857 | 1155 | 4 | Maintenance | Maintenance | Exhaust Gas Temperature Sensor Circuit Cylinder 19 (A10) - Voltage Below Normal or Shorted to |
| 4858 | 1156 | 3 | Maintenance | Maintenance | Exhaust Gas Temperature Sensor Circuit Cylinder 20 (B10) - Voltage Above Normal or Shorted to |
| 4859 | 1156 | 4 | Maintenance | Maintenance | Exhaust Gas Temperature Sensor Circuit Cylinder 20 (B10) - Voltage Below Normal or Shorted to |
| 4861 | 3676 | 1 | Amber | Warning | Engine Aftercooler Coolant Level (LT) - Data Valid But Below Normal Operating Range - Moderately |
| 4862 | 731 | 14 | Red | Stop / Shutdown | Engine Knock - Special Instructions |
| 4863 | 5245 | 11 | Amber | Warning | Aftertreatment SCR Operator Inducement Active - Condition Exists |

# F2500C / F2500CS / F2500W / MF2500C / MF2500CS / MF2500CL /SD2500C / SD2500CS / SD2550C / SD2550CS / SD2500W / SD2500WS
## - Diesel Engine Failure-Codes chart

| Fault Code | SPN | FMI | Lamp Color | SPN Description | Cumins Description |
|---|---|---|---|---|---|
| 4864 | 5245 | 14 | Amber | Warning | Aftertreatment SCR Operator Inducement Active - Special Instructions |
| 4865 | 6303 | 3 | Amber | Warning | Engine Coolant Level 2 Sensor Circuit - Voltage Above Normal or Shorted to High Source |
| 4866 | 6303 | 4 | Amber | Warning | Engine Coolant Level 2 Sensor Circuit - Voltage Below Normal or Shorted to Low Source |
| 4867 | 5571 | 11 | Amber | Warning | High Pressure Common Rail Fuel Pressure Relief Valve - Condition Exists |
| 4868 | 3601 | 5 | Amber | Warning | Engine Fuel Shutoff Valve Leak Test Control - Current Below Normal or Open Circuit |
| 4869 | 3607 | 5 | Amber | Warning | Engine Emergency Shutdown Indication Circuit - Current Below Normal or Open Circuit |
| 4871 | 5848 | 11 | Amber | Warning | Aftertreatment 1 SCR Intermediate NH3 Sensor - Received Network Data in Error |
| 4872 | 520729 | 11 | Amber | Warning | System Bus Communications Failed - Condition Exists |
| 4873 | 520730 | 11 | Amber | Warning | Genset Failed to Come Online - Condition Exists |
| 4874 | 520731 | 11 | Amber | Warning | Load Demand Software Version Incompatibility - Condition Exists |
| 4875 | 520732 | 11 | Amber | Warning | Genset Ineligible For Load Demand - Condition Exists |
| 4876 | 520733 | 11 | Amber | Warning | System Bus Genset Lost - Condition Exists |
| 4877 | 520734 | 11 | Amber | Warning | System Bus Settings Discrepancy - Condition Exists |
| 4878 | 520735 | 11 | Amber | Warning | System Bus Termination Resistor Error - Condition Exists |
| 4879 | 520736 | 11 | Amber | Warning | Load Demand Setup Error - Condition Exists |
| 4881 | 520737 | 11 | Amber | Warning | System Bus Address Conflict - Condition Exists |

# F2500C / F2500CS / F2500W / MF2500C / MF2500CS / MF2500CL /SD2500C / SD2500CS / SD2550C / SD2550CS / SD2500W / SD2500WS
## - Diesel Engine Failure-Codes chart

| Fault Code | SPN | FMI | Lamp Color | SPN Description | Cumins Description |
|---|---|---|---|---|---|
| 4882 | 520738 | 11 | Amber | Warning | Genset Bus Overload - Condition Exists |
| 4883 | 3551 | 7 | Amber | Warning | Engine Oil Priming State - Mechanical System Not Responding or Out of Adjustment |
| 4884 | 3589 | 14 | Amber | Warning | Engine Oil Priming Pump Control - Special Instructions |
| 4885 | 6323 | 7 | Red | Stop / Shutdown | Engine Fuel Supply Pump - Mechanical System Not Responding or Out of Adjustment |
| 4886 | 6323 | 1 | Amber | Warning | Engine Fuel Supply Pump Supply Voltage - Data Valid But Below Normal Operating Range - |
| 4887 | 6323 | 1 | Red | Stop / Shutdown | Engine Fuel Supply Pump Supply Voltage - Data Valid But Below Normal Operating Range - Most |
| 4888 | 6698 | 0 | Amber | Warning | Engine Fuel Supply Pump Temperature - Data Valid But Above Normal Operating Range - |
| 4889 | 6698 | 0 | Amber | Warning | Engine Fuel Supply Pump Temperature - Data Valid But Above Normal Operating Range - Most |
| 4891 | 6323 | 11 | Amber | Warning | Engine Fuel Supply Pump - Root Cause Not Known |
| 4892 | 6323 | 9 | Amber | Warning | Engine Fuel Supply Pump - Abnormal Update Rate |
| 4893 | 1382 | 0 | Amber | Warning | Engine Fuel Filter (suction side) Differential Pressure - Data Valid But Above Normal Operating |
| 4894 | 6233 | 13 | Amber | Warning | Engine Fuel Supply Pump - Out of Calibration |
| 4895 | 520667 | 2 | Amber | Warning | Battery System Temperature - Data Erratic, Intermittent, or Incorrect |
| 4896 | 520637 | 3 | Amber | Warning | High Voltage Interlock - Voltage Above Normal or Shorted to High Source |
| 4897 | 520622 | 11 | Amber | Warning | Battery Module Balancing Board 1 - Root Cause Not Known |
| 4898 | 520623 | 11 | Amber | Warning | Battery Module Balancing Board 2 - Root Cause Not Known |

# F2500C / F2500CS / F2500W / MF2500C / MF2500CS / MF2500CL /SD2500C / SD2500CS / SD2550C / SD2550CS / SD2500W / SD2500WS
## - Diesel Engine Failure-Codes chart

| Fault Code | SPN | FMI | Lamp Color | SPN Description | Cumins Description |
|---|---|---|---|---|---|
| 4899 | 520624 | 11 | Amber | Warning | Battery Module Balancing Board 3 - Root Cause Not Known |
| 4911 | 520625 | 11 | Amber | Warning | Battery Module Balancing Board 4 - Root Cause Not Known |
| 4912 | 520626 | 11 | Amber | Warning | Battery Module Balancing Board 5 - Root Cause Not Known |
| 4913 | 520627 | 11 | Amber | Warning | Battery Module Balancing Board 6 - Root Cause Not Known |
| 4914 | 520628 | 11 | Amber | Warning | Battery Module Balancing Board 7 - Root Cause Not Known |
| 4915 | 520629 | 11 | Amber | Warning | Battery Module Balancing Board 8 - Root Cause Not Known |
| 4916 | 520630 | 11 | Amber | Warning | Battery Module Balancing Board 9 - Root Cause Not Known |
| 4917 | 520631 | 11 | Amber | Warning | Battery Module Balancing Board 10 - Root Cause Not Known |
| 4918 | 520692 | 2 | None | None | Battery Control Module Power Supply Input - Data Erratic, Intermittent, or Incorrect |
| 4919 | 520632 | 0 | None | None | Current Sensing Module - Data Valid But Above Normal Operating Range - Least Severe Level |
| 4921 | 520632 | 1 | None | None | Current Sensing Module - Data Valid But Below Normal Operating Range - Least Severe Level |
| 4922 | 520636 | 14 | Amber | Warning | Power System Control Module - Special Instructions |
| 4923 | 520633 | 14 | Amber | Warning | Main Positive Contactor - Special Instructions |
| 4924 | 520742 | 11 | Amber | Warning | Power System Control Module Emergency Power Off - Condition Exists |
| 4925 | 520741 | 11 | Amber | Warning | Battery Control Module - Critical Fault - Condition Exists |
| 4926 | 520740 | 11 | Amber | Warning | Battery Module Balancing Board - Too Many or Too Few - Condition Exists |

# F2500C / F2500CS / F2500W / MF2500C / MF2500CS / MF2500CL /SD2500C / SD2500CS / SD2550C / SD2550CS / SD2500W / SD2500WS
## - Diesel Engine Failure-Codes chart

| Fault Code | SPN | FMI | Lamp Color | SPN Description | Cumins Description |
|---|---|---|---|---|---|
| 4927 | 7026 | 12 | Amber | Warning | Engine Diesel Fuel Metering Valve - Bad Intelligent Device or Component |
| 4928 | 7027 | 2 | Amber | Warning | Engine Diesel Fuel Metering Valve Power Supply - Data Erratic, Intermittent, or Incorrect |
| 4929 | 7027 | 3 | Amber | Warning | Engine Diesel Fuel Metering Valve Power Supply - Voltage Above Normal or Shorted to High Source |
| 4931 | 7027 | 4 | Amber | Warning | Engine Diesel Fuel Metering Valve Power Supply - Voltage Below Normal or Shorted to Low Source |
| 4932 | 7028 | 0 | None | None | Engine Diesel Fuel Metering Valve Temperature - Data Valid But Above Normal Operating Range - |
| 4933 | 7029 | 2 | None | None | Engine Diesel Fuel Metering Valve Position - Received Network Data in Error |
| 4934 | 7026 | 3 | Amber | Warning | Engine Diesel Fuel Metering Valve - Voltage Above Normal or Shorted to High Source |
| 4935 | 7026 | 4 | Amber | Warning | Engine Diesel Fuel Metering Valve - Voltage Below Normal or Shorted to Low Source |
| 4936 | 7026 | 11 | Amber | Warning | Engine Diesel Fuel Metering Valve - Root Cause Not Known |
| 4937 | 7026 | 13 | Amber | Warning | Engine Diesel Fuel Metering Valve - Out of Calibration |
| 4938 | 5392 | 11 | Amber | Warning | Aftertreatment 1 Diesel Exhaust Fluid Dosing Unit Loss of Prime - Root Cause Not Known |
| 4939 | 5748 | 11 | Amber | Warning | Aftertreatment 2 Diesel Exhaust Fluid Dosing Unit Loss of Prime - Root Cause Not Known |
| 4941 | 520744 | 3 | Amber | Warning | Engine Starter Control - Voltage Above Normal or Shorted to High Source |
| 4942 | 520744 | 4 | Amber | Warning | Engine Starter Control - Voltage Below Normal or Shorted to Low Source |
| 4943 | 520745 | 11 | Amber | Warning | Engine Failed to Crank - Condition Exists |
| 4944 | 520746 | 11 | Amber | Warning | Engine Failed to Start - Condition Exists |

# F2500C / F2500CS / F2500W / MF2500C / MF2500CS / MF2500CL /SD2500C / SD2500CS / SD2550C / SD2550CS / SD2500W / SD2500WS
## - Diesel Engine Failure-Codes chart

| Fault Code | SPN | FMI | Lamp Color | SPN Description | Cumins Description |
|---|---|---|---|---|---|
| 4945 | 520747 | 11 | Amber | Warning | Engine Uncommanded Cranking - Condition Exists |
| 4946 | 4209 | 11 | None | None | Engine Crank Without Prelube - Condition Exists |
| 4947 | 4353 | 11 | Amber | Warning | Aftertreatment 1 Diesel Exhaust Fluid Doser Heating Mode Request - Condition Exists |
| 4948 | 6874 | 3 | Amber | Warning | Performance Bias Selection Switch - Voltage Above Normal or Shorted to High Source |
| 4949 | 6874 | 4 | Amber | Warning | Performance Bias Selection Switch - Voltage Below Normal or Shorted to Low Source |
| 4951 | 6655 | 3 | Amber | Warning | Maintain ECU Power Lamp Circuit - Voltage Above Normal or Shorted to High Source |
| 4952 | 6655 | 4 | Amber | Warning | Maintain ECU Power Lamp Circuit - Voltage Below Normal or Shorted to Low Source |
| 4953 | 3353 | 3 | Amber | Warning | Alternator 1 Status - Voltage Above Normal or Shorted to High Source |
| 4954 | 3353 | 4 | Amber | Warning | Alternator 1 Status - Voltage Below Normal or Shorted to Low Source |
| 4955 | 3490 | 0 | Amber | Warning | Aftertreatment Purge Air - Data Valid But Above Normal Operating Range - Moderately Severe Level |
| 4956 | 6713 | 13 | Red | Stop / Shutdown | Variable Geometry Turbocharger Actuator Software - Out of Calibration |
| 4957 | 6713 | 11 | Red | Stop / Shutdown | Variable Geometry Turbocharger Actuator Software - Condition Exists |
| 4958 | 7026 | 2 | Amber | Warning | Engine Diesel Fuel Metering Valve - Data Erratic, Intermittent, or Incorrect |
| 4959 | 7026 | 11 | None | None | Engine Diesel Fuel Metering Valve - Condition Exists |
| 4961 | 7026 | 9 | None | None | Engine Diesel Fuel Metering Valve - Abnormal Update Rate |
| 4962 | 520751 | 11 | None | None | Power System Electronics Inverter - Current Derate - Condition Exists |

# F2500C / F2500CS / F2500W / MF2500C / MF2500CS / MF2500CL /SD2500C / SD2500CS / SD2550C / SD2550CS / SD2500W / SD2500WS
## - Diesel Engine Failure-Codes chart

| Fault Code | SPN | FMI | Lamp Color | SPN Description | Cumins Description |
|---|---|---|---|---|---|
| 4963 | 520752 | 11 | None | None | Generator Motor - Torque Derate - Condition Exists |
| 4964 | 4201 | 2 | Amber | Warning | Engine Speed 1 - Data Erratic, Intermittent, or Incorrect |
| 4965 | 4201 | 12 | Amber | Warning | Engine Speed 1 - Bad Intelligent Device or Component |
| 4966 | 4201 | 14 | Amber | Warning | Engine Speed 1 - Special Instructions |
| 4967 | 4203 | 2 | Amber | Warning | Engine Speed Sensor 1 Timing Pattern Status - Data Erratic, Intermittent, or Incorrect |
| 4968 | 4203 | 12 | Amber | Warning | Engine Speed Sensor 1 Timing Pattern Status - Bad Intelligent Device or Component |
| 4969 | 1413 | 5 | Amber | Warning | Engine Cylinder #1 Ignition Timing - Current Below Normal or Open Circuit |
| 4971 | 1414 | 5 | Amber | Warning | Engine Cylinder #2 Ignition Timing - Current Below Normal or Open Circuit |
| 4972 | 1415 | 5 | Amber | Warning | Engine Cylinder #3 Ignition Timing - Current Below Normal or Open Circuit |
| 4973 | 1416 | 5 | Amber | Warning | Engine Cylinder #4 Ignition Timing - Current Below Normal or Open Circuit |
| 4974 | 1417 | 5 | Amber | Warning | Engine Cylinder #5 Ignition Timing - Current Below Normal or Open Circuit |
| 4975 | 1418 | 5 | Amber | Warning | Engine Cylinder #6 Ignition Timing - Current Below Normal or Open Circuit |
| 4976 | 1413 | 3 | Amber | Warning | Engine Cylinder #1 Ignition Timing - Voltage Above Normal or Shorted to High Source |
| 4977 | 1414 | 3 | Amber | Warning | Engine Cylinder #2 Ignition Timing - Voltage Above Normal or Shorted to High Source |
| 4978 | 1415 | 3 | Amber | Warning | Engine Cylinder #3 Ignition Timing - Voltage Above Normal or Shorted to High Source |
| 4979 | 1416 | 3 | Amber | Warning | Engine Cylinder #4 Ignition Timing - Voltage Above Normal or Shorted to High Source |

# F2500C / F2500CS / F2500W / MF2500C / MF2500CS / MF2500CL /SD2500C / SD2500CS / SD2550C / SD2550CS / SD2500W / SD2500WS
## - Diesel Engine Failure-Codes chart

| Fault Code | SPN | FMI | Lamp Color | SPN Description | Cumins Description |
|---|---|---|---|---|---|
| 4981 | 1417 | 3 | Amber | Warning | Engine Cylinder #5 Ignition Timing - Voltage Above Normal or Shorted to High Source |
| 4982 | 1418 | 3 | Amber | Warning | Engine Cylinder #6 Ignition Timing - Voltage Above Normal or Shorted to High Source |
| 4983 | 1442 | 5 | Amber | Warning | Engine Fuel Valve 1 Position - Current Below Normal or Open Circuit |
| 4984 | 1442 | 6 | Amber | Warning | Engine Fuel Valve 1 Position - Current Above Normal or Grounded Circuit |
| 4985 | 1442 | 0 | Amber | Warning | Engine Fuel Valve 1 Position - Data Valid But Above Normal Operating Range - Least Severe Level |
| 4986 | 1442 | 1 | Amber | Warning | Engine Fuel Valve 1 Position - Data Valid But Below Normal Operating Range - Least Severe Level |
| 4987 | 1442 | 0 | Amber | Warning | Engine Fuel Valve 1 Position - Data Valid But Above Normal Operating Range - Moderately Severe |
| 4988 | 1442 | 1 | Amber | Warning | Engine Fuel Valve 1 Position - Data Valid But Below Normal Operating Range - Moderately Severe |
| 4989 | 157 | 1 | Amber | Warning | Engine Injector Metering Rail 1 Pressure - Data Valid But Below Normal Operating Range - Least |
| 4991 | 3509 | 2 | Amber | Warning | Sensor Supply 1 Voltage - Data Erratic, Intermittent, or Incorrect |
| 4992 | 3510 | 2 | Amber | Warning | Sensor Supply 2 Voltage - Data Erratic, Intermittent, or Incorrect |
| 4993 | 3511 | 2 | Amber | Warning | Sensor Supply 3 Voltage - Data Erratic, Intermittent, or Incorrect |
| 4994 | 167 | 3 | Amber | Warning | Electrical Charging System Voltage - Voltage Above Normal or Shorted to High Source |
| 4995 | 167 | 4 | Amber | Warning | Electrical Charging System Voltage - Voltage Below Normal or Shorted to Low Source |
| 4996 | 444 | 3 | Amber | Warning | Battery 2 Voltage - Voltage Above Normal or Shorted to High Source |
| 4997 | 444 | 4 | Amber | Warning | Battery 2 Voltage - Voltage Below Normal or Shorted to Low Source |

# F2500C / F2500CS / F2500W / MF2500C / MF2500CS / MF2500CL /SD2500C / SD2500CS / SD2550C / SD2550CS / SD2500W / SD2500WS
## - Diesel Engine Failure-Codes chart

| Fault Code | SPN | FMI | Lamp Color | SPN Description | Cumins Description |
|---|---|---|---|---|---|
| 4998 | 3508 | 7 | Amber | Warning | TECU PWR Relay - Mechanical System Not Responding or Out of Adjustment |
| 4999 | 3508 | 12 | Amber | Warning | TECU PWR Relay - Bad Intelligent Device or Component |
| 5111 | 6652 | 1 | Amber | Warning | Aftertreatment 1 Three Way Catalyst Conversion Efficiency - Data Valid But Below Normal Operating |
| 5112 | 520485 | 2 | Amber | Warning | Engine Emissions Closed Loop Fueling Adjustment - Data Erratic, Intermittent, or Incorrect |
| 5113 | 520485 | 14 | Red | Stop / Shutdown | Engine Emissions Closed Loop Fueling Adjustment - Special Instructions |
| 5114 | 3562 | 1 | Red | Stop / Shutdown | Engine Intake Manifold 2 Pressure - Data Valid But Below Normal Operating Range - Most Severe |
| 5115 | 5491 | 11 | Amber | Warning | Aftertreatment 1 Diesel Exhaust Fluid Line Heater Relay - Condition Exists |
| 5116 | 5973 | 7 | Amber | Warning | Aftertreatment 2 Diesel Exhaust Fluid Line Heater Relay - Mechanical System Not Responding or Out |
| 5117 | 5973 | 11 | Amber | Warning | Aftertreatment 2 Diesel Exhaust Fluid Line Heater Relay - Condition Exists |
| 5118 | 1188 | 12 | Red | Stop / Shutdown | Engine Turbocharger Wastegate Actuator 1 Position - Bad Intelligent Device or Component |
| 5119 | 520754 | 3 | Amber | Warning | Fuel Pump Oil Pressure Sensor Circuit - Voltage Above Normal or Shorted to High Source |
| 5121 | 520754 | 4 | Amber | Warning | Fuel Pump Oil Pressure Sensor Circuit - Voltage Below Normal or Shorted to Low Source |
| 5122 | 520754 | 2 | Amber | Warning | Fuel Pump Oil Pressure Sensor Circuit - Data Erratic, Intermittent, or Incorrect |
| 5123 | 669 | 5 | Amber | Warning | Injector Solenoid Driver Cylinder 19 - Current Below Normal or Open Circuit |
| 5124 | 670 | 5 | Amber | Warning | Injector Solenoid Driver Cylinder 20 - Current Below Normal or Open Circuit |
| 5125 | 108 | 2 | Amber | Warning | Barometric Pressure - Received Network Data in Error |

# F2500C / F2500CS / F2500W / MF2500C / MF2500CS / MF2500CL /SD2500C / SD2500CS / SD2550C / SD2550CS / SD2500W / SD2500WS
## - Diesel Engine Failure-Codes chart

| Fault Code | SPN | FMI | Lamp Color | SPN Description | Cumins Description |
|---|---|---|---|---|---|
| 5126 | 110 | 2 | Amber | Warning | Engine Coolant Temperature - Received Network Data in Error |
| 5127 | 190 | 2 | Red | Stop / Shutdown | Engine Speed - Received Network Data in Error |
| 5128 | 513 | 2 | Amber | Warning | Actual Engine - Percent Torque - Received Network Data in Error |
| 5129 | 132 | 2 | Red | Warning | Engine Intake Air Mass Flow Rate - Received Network Data in Error |
| 5131 | 183 | 2 | Red | Stop / Shutdown | Engine Fuel Rate - Received Network Data in Error |
| 5132 | 84 | 2 | Amber | Warning | Wheel-Based Vehicle Speed - Received Network Data in Error |
| 5133 | 2006 | 9 | Amber | Warning | Source Address 6 - Abnormal Update Rate |
| 5134 | 520755 | 11 | Red | Stop / Shutdown | Unknown Shutdown at Idle - Condition Exists |
| 5135 | 520756 | 11 | Red | Stop / Shutdown | Genset Overload - Condition Exists |
| 5136 | 520757 | 11 | None | None | Remote Networking Device - External Storage Space Almost Full - Condition Exists |
| 5137 | 520758 | 11 | Amber | Warning | Remote Networking Device - External Storage Space Full - Condition Exists |
| 5138 | 520759 | 11 | None | None | Generator Control Not in Auto - Condition Exists |
| 5139 | 520760 | 11 | None | None | Auto Transfer Switch Not in Auto - Condition Exists |
| 5141 | 520761 | 11 | None | None | Source 1 Connected - Condition Exists |
| 5142 | 520762 | 11 | None | None | Source 2 Connected - Condition Exists |
| 5143 | 520763 | 11 | None | None | Genset Running - Condition Exists |

# F2500C / F2500CS / F2500W / MF2500C / MF2500CS / MF2500CL /SD2500C / SD2500CS / SD2550C / SD2550CS / SD2500W / SD2500WS
## - Diesel Engine Failure-Codes chart

| Fault Code | SPN | FMI | Lamp Color | SPN Description | Cumins Description |
|---|---|---|---|---|---|
| 5144 | 520764 | 11 | None | None | Genset Stopped - Condition Exists |
| 5145 | 520765 | 11 | Amber | Warning | Load Demand Genset Bus Failure - Condition Exists |
| 5146 | 513 | 11 | Red | Stop / Shutdown | Actual Engine - Percent Torque - Condition Exists |
| 5147 | 513 | 14 | Amber | Warning | Actual Engine - Percent Torque - Special Instructions |
| 5148 | 520766 | 11 | Amber | Warning | Allow Start Override Active - Condition Exists |
| 5149 | 520767 | 11 | Red | Stop / Shutdown | Prelube Cycle Failed During Non-Emergency Start - Shutdown - Condition Exists |
| 5151 | 520768 | 11 | Amber | Warning | Intake Air Restriction Indicator 1 Active - Condition Exists |
| 5152 | 520769 | 11 | Amber | Warning | Intake Air Restriction Indicator 2 Active - Condition Exists |
| 5153 | 520770 | 11 | Amber | Warning | Intake Air Restriction Indicator 3 Active - Condition Exists |
| 5154 | 520771 | 11 | Amber | Warning | Intake Air Restriction Indicator 4 Active - Condition Exists |
| 5155 | 520772 | 11 | Amber | Warning | Low Battery 1 Voltage - Condition Exists |
| 5156 | 520773 | 11 | Amber | Warning | Low Battery 2 Voltage - Condition Exists |
| 5157 | 520774 | 11 | Amber | Warning | Low Battery 3 Voltage - Condition Exists |
| 5158 | 520775 | 11 | Amber | Warning | Low Battery 4 Voltage - Condition Exists |
| 5159 | 520776 | 11 | Amber | Warning | Weak Battery 1 - Condition Exists |
| 5161 | 520777 | 11 | Amber | Warning | Weak Battery 2 - Condition Exists |

# F2500C / F2500CS / F2500W / MF2500C / MF2500CS / MF2500CL /SD2500C / SD2500CS / SD2550C / SD2550CS / SD2500W / SD2500WS
# - Diesel Engine Failure-Codes chart

| Fault Code | SPN | FMI | Lamp Color | SPN Description | Cumins Description |
|---|---|---|---|---|---|
| 5162 | 520778 | 11 | Amber | Warning | Weak Battery 3 - Condition Exists |
| 5163 | 520779 | 11 | Amber | Warning | Weak Battery 4 - Condition Exists |
| 5164 | 520780 | 11 | Amber | Warning | Battery Charger 2 Failure - Condition Exists |
| 5165 | 520781 | 11 | Amber | Warning | Battery Charger 3 Failure - Condition Exists |
| 5166 | 520782 | 11 | Amber | Warning | Battery Charger 4 Failure - Condition Exists |
| 5167 | 111 | 1 | Amber | Warning | Coolant Level - Data Valid But Below Normal Operating Range - Least Severe Level |
| 5168 | 3361 | 0 | Amber | Warning | Aftertreatment 1 Diesel Exhaust Fluid Dosing Unit - Data Valid But Above Normal Operating Range - |
| 5169 | 3361 | 1 | Amber | Warning | Aftertreatment 1 Diesel Exhaust Fluid Dosing Unit - Data Valid But Below Normal Operating Range - |
| 5171 | 4090 | 0 | Amber | Warning | NOx limits exceeded, root cause unknown - Data Valid But Above Normal Operating Range - Most |
| 5172 | 4090 | 0 | Amber | Warning | NOx limits exceeded, root cause unknown - Data Valid But Above Normal Operating Range - |
| 5173 | 2900 | 2 | Amber | Warning | Transmission Engine Crank Enable - Received Network Data in Error |
| 5174 | 2900 | 9 | Amber | Warning | Transmission Engine Crank Enable - Abnormal Update Rate |
| 5175 | 3517 | 2 | Amber | Warning | Aftertreatment 1 Diesel Exhaust Fluid Tank Level 2 - Received Network Data in Error |
| 5176 | 3517 | 9 | Amber | Warning | Aftertreatment 1 Diesel Exhaust Fluid Tank Level 2 - Abnormal Update Rate |
| 5177 | 6713 | 9 | Amber | Warning | Variable Geometry Turbocharger Actuator Software - Abnormal Update Rate |
| 5178 | 6302 | 2 | Amber | Warning | Crankcase Pressure 2 - Data Erratic, Intermittent, or Incorrect |

# F2500C / F2500CS / F2500W / MF2500C / MF2500CS / MF2500CL /SD2500C / SD2500CS / SD2550C / SD2550CS / SD2500W / SD2500WS
## - Diesel Engine Failure-Codes chart

| Fault Code | SPN | FMI | Lamp Color | SPN Description | Cumins Description |
|---|---|---|---|---|---|
| 5179 | 520536 | 3 | Amber | Warning | Engine Compartment Temperature Sensor Circuit - Voltage Above Normal or Shorted to High Source |
| 5181 | 520536 | 4 | Amber | Warning | Engine Compartment Temperature Sensor Circuit - Voltage Below Normal or Shorted to Low Source |
| 5182 | 520783 | 11 | Amber | Warning | Auxiliary Module 101-0 Input 1 Active - Condition Exists |
| 5183 | 6799 | 3 | Amber | Warning | Engine Fan Blade Pitch Position Sensor Circuit - Voltage Above Normal or Shorted to High Source |
| 5184 | 6799 | 4 | Amber | Warning | Engine Fan Blade Pitch Position Sensor Circuit - Voltage Below Normal or Shorted to Low Source |
| 5185 | 6799 | 7 | Amber | Warning | Engine Fan Blade Pitch - Mechanical System Not Responding or Out of Adjustment |
| 5186 | 520785 | 11 | Red | Stop / Shutdown | Genset Failed to Close - Condition Exists |
| 5187 | 520786 | 11 | Amber | Warning | Utility Failed to Close - Condition Exists |
| 5188 | 520787 | 11 | Amber | Warning | Transfer Switch Signal Not Received - Condition Exists |
| 5189 | 520788 | 11 | None | None | Transfer Switch Connected to Utility - Condition Exists |
| 5191 | 520789 | 11 | None | None | Transfer Switch Connected to Genset - Condition Exists |
| 5192 | 520790 | 11 | None | None | ATS Load Transfer - Condition Exists |
| 5193 | 1632 | 11 | Amber | Warning | Engine Torque Limit Feature - Condition Exists |
| 5194 | 5867 | 1 | Amber | Warning | Supply Gas Methane Percentage - Data Valid But Below Normal Operating Range - Least Severe |
| 5195 | 5867 | 1 | Red | Stop / Shutdown | Supply Gas Methane Percentage - Data Valid But Below Normal Operating Range - Most Severe |
| 5196 | 5867 | 2 | Amber | Warning | Supply Gas Methane Percentage - Data Erratic, Intermittent, or Incorrect |

# F2500C / F2500CS / F2500W / MF2500C / MF2500CS / MF2500CL /SD2500C / SD2500CS / SD2550C / SD2550CS / SD2500W / SD2500WS
## - Diesel Engine Failure-Codes chart

| Fault Code | SPN | FMI | Lamp Color | SPN Description | Cumins Description |
|---|---|---|---|---|---|
| 5197 | 5867 | 14 | Red | Stop / Shutdown | Supply Gas Methane Percentage - Special Instructions |
| 5198 | 5867 | 6 | Amber | Warning | Supply Gas Methane Percentage Signal Circuit - Current Above Normal or Grounded Circuit |
| 5199 | 5867 | 5 | Amber | Warning | Supply Gas Methane Percentage Signal Circuit - Current Below Normal or Open Circuit |
| 5211 | 5867 | 11 | Amber | Warning | Supply Gas Methane Percentage - Condition Exists |
| 5212 | 5867 | 11 | Red | Stop / Shutdown | Supply Gas Methane Percentage - Condition Exists |
| 5213 | 980 | 2 | Amber | Warning | Engine PTO Governor Enable Switch - Data Erratic, Intermittent, or Incorrect |
| 5214 | 976 | 2 | Amber | Warning | PTO Governor State - Data Erratic, Intermittent, or Incorrect |
| 5215 | 520791 | 2 | Amber | Warning | Engine Boost Curve Selection - Data Erratic, Intermittent, or Incorrect |
| 5216 | 2588 | 9 | Amber | Warning | Maximum Vehicle Speed Limit 1 - Abnormal Update Rate |
| 5217 | 2588 | 2 | Amber | Warning | Maximum Vehicle Speed Limit 1 - Received Network Data in Error |
| 5218 | 2589 | 9 | Amber | Warning | Maximum Vehicle Speed Limit 2 - Abnormal Update Rate |
| 5219 | 2589 | 2 | Amber | Warning | Maximum Vehicle Speed Limit 2 - Received Network Data in Error |
| 5221 | 3667 | 2 | Red | Stop / Shutdown | Engine Air Shutoff Status - Data Erratic, Intermittent, or Incorrect |
| 5222 | 520792 | 11 | None | None | System Information - Condition Exists |
| 5223 | 520793 | 11 | Amber | Warning | System Warning - Condition Exists |
| 5224 | 4076 | 0 | None | None | Engine Coolant Temperature 2 - Data Valid But Above Normal Operating Range - Least Severe Level |

# F2500C / F2500CS / F2500W / MF2500C / MF2500CS / MF2500CL /SD2500C / SD2500CS / SD2550C / SD2550CS / SD2500W / SD2500WS
## - Diesel Engine Failure-Codes chart

| Fault Code | SPN | FMI | Lamp Color | SPN Description | Cumins Description |
|---|---|---|---|---|---|
| 5225 | 1352 | 11 | Red | Stop / Shutdown | Engine Cylinder 1 (A1) Knock - Condition Exists |
| 5226 | 1353 | 11 | Red | Stop / Shutdown | Engine Cylinder 2 (B1) Knock - Condition Exists |
| 5227 | 1354 | 11 | Red | Stop / Shutdown | Engine Cylinder 3 (A2) Knock - Condition Exists |
| 5228 | 1355 | 11 | Red | Stop / Shutdown | Engine Cylinder 4 (B2) Knock - Condition Exists |
| 5229 | 1356 | 11 | Red | Stop / Shutdown | Engine Cylinder 5 (A3) Knock - Condition Exists |
| 5231 | 1357 | 11 | Red | Stop / Shutdown | Engine Cylinder 6 (B3) Knock - Condition Exists |
| 5232 | 1358 | 11 | Red | Stop / Shutdown | Engine Cylinder 7 (A4) Knock - Condition Exists |
| 5233 | 1359 | 11 | Red | Stop / Shutdown | Engine Cylinder 8 (B4) Knock - Condition Exists |
| 5234 | 1360 | 11 | Red | Stop / Shutdown | Engine Cylinder 9 (A5) Knock - Condition Exists |
| 5235 | 1361 | 11 | Red | Stop / Shutdown | Engine Cylinder 10 (B5) Knock - Condition Exists |
| 5236 | 1362 | 11 | Red | Stop / Shutdown | Engine Cylinder 11 (A6) Knock - Condition Exists |
| 5237 | 1363 | 11 | Red | Stop / Shutdown | Engine Cylinder 12 (B6) Knock - Condition Exists |
| 5238 | 1364 | 11 | Red | Stop / Shutdown | Engine Cylinder 13 (A7) Knock - Condition Exists |
| 5239 | 1365 | 11 | Red | Stop / Shutdown | Engine Cylinder 14 (B7) Knock - Condition Exists |
| 5241 | 1366 | 11 | Red | Stop / Shutdown | Engine Cylinder 15 (A8) Knock - Condition Exists |
| 5242 | 1367 | 11 | Red | Stop / Shutdown | Engine Cylinder 16 (B8) Knock - Condition Exists |

# F2500C / F2500CS / F2500W / MF2500C / MF2500CS / MF2500CL /SD2500C / SD2500CS / SD2550C / SD2550CS / SD2500W / SD2500WS
## - Diesel Engine Failure-Codes chart

| Fault Code | SPN | FMI | Lamp Color | SPN Description | Cumins Description |
|---|---|---|---|---|---|
| 5243 | 1368 | 11 | Red | Stop / Shutdown | Engine Cylinder 17 (A9) Knock - Condition Exists |
| 5244 | 1369 | 11 | Red | Stop / Shutdown | Engine Cylinder 18 (B9) Knock - Condition Exists |
| 5245 | 1370 | 11 | Red | Stop / Shutdown | Engine Cylinder 19 (A10) Knock - Condition Exists |
| 5246 | 1371 | 11 | Red | Stop / Shutdown | Engine Cylinder 20 (B10) Knock - Condition Exists |
| 5247 | 4360 | 0 | Amber | Warning | Aftertreatment 1 SCR Intake Temperature - Data Valid But Above Normal Operating Range - |
| 5248 | 1623 | 13 | Amber | Warning | Tachograph Output Shaft Speed - Out of Calibration |
| 5249 | 106 | 3 | Amber | Warning | Engine Intake Air Pressure - Voltage Above Normal or Shorted to High Source |
| 5251 | 106 | 4 | Amber | Warning | Engine Intake Air Pressure - Voltage Below Normal or Shorted to Low Source |
| 5252 | 626 | 3 | Red | Stop / Shutdown | Engine Start Enable Device 1 Circuit - Voltage Above Normal or Shorted to High Source |
| 5253 | 729 | 3 | Red | Stop / Shutdown | Engine Intake Air Heater 1 Circuit - Voltage Above Normal or Shorted to High Source |
| 5254 | 6385 | 4 | Amber | Warning | Engine Starter Motor Relay Control - Voltage Below Normal or Shorted to Low Source |
| 5255 | 6385 | 3 | Red | Stop / Shutdown | Engine Starter Motor Relay Control - Voltage Above Normal or Shorted to High Source |
| 5256 | 677 | 3 | Red | Stop / Shutdown | Engine Starter Motor Relay Circuit - Voltage Above Normal or Shorted to High Source |
| 5257 | 1675 | 7 | Amber | Warning | Engine Starter Mode Engagement - Mechanical System Not Responding or Out of Adjustment |
| 5258 | 520794 | 11 | Amber | Warning | Genset Voltage Sensing MCB Open - Condition Exists |
| 5259 | 3667 | 14 | Red | Stop / Shutdown | Engine Air Shutoff Status - Special Instructions |

# F2500C / F2500CS / F2500W / MF2500C / MF2500CS / MF2500CL /SD2500C / SD2500CS / SD2550C / SD2550CS / SD2500W / SD2500WS
## - Diesel Engine Failure-Codes chart

| Fault Code | SPN | FMI | Lamp Color | SPN Description | Cumins Description |
|---|---|---|---|---|---|
| 5261 | 6801 | 14 | Red | Stop / Shutdown | Aftertreatment 2 SCR Catalyst System - Special Instructions |
| 5262 | 520796 | 3 | Amber | Warning | Engine Electrical System Power Conservation Control (Driver 1) - Voltage Above Normal or Shorted |
| 5263 | 520796 | 4 | Amber | Warning | Engine Electrical System Power Conservation Control (Driver 1) - Voltage Below Normal or Shorted |
| 5264 | 520797 | 3 | Amber | Warning | Engine Electrical System Power Conservation Control (Driver 2) - Voltage Above Normal or Shorted |
| 5265 | 520797 | 4 | Amber | Warning | Engine Electrical System Power Conservation Control (Driver 2) - Voltage Below Normal or Shorted |
| 5266 | 520798 | 3 | Amber | Warning | Engine Electrical System Power Conservation Control (Driver 3) - Voltage Above Normal or Shorted |
| 5267 | 520798 | 4 | Amber | Warning | Engine Electrical System Power Conservation Control (Driver 3) - Voltage Below Normal or Shorted |
| 5268 | 520799 | 3 | Amber | Warning | Engine Electrical System Power Conservation Control (Driver 4) - Voltage Above Normal or Shorted |
| 5269 | 520799 | 4 | Amber | Warning | Engine Electrical System Power Conservation Control (Driver 4) - Voltage Below Normal or Shorted |
| 5271 | 649 | 3 | Amber | Warning | Engine Exhaust Back Pressure Regulator Control Circuit - Voltage Above Normal or Shorted to High |
| 5272 | 649 | 4 | Amber | Warning | Engine Exhaust Back Pressure Regulator Control Circuit - Voltage Below Normal or Shorted to Low |
| 5273 | 649 | 5 | Amber | Warning | Engine Exhaust Back Pressure Regulator Control Circuit - Current Below Normal or Open Circuit |
| 5274 | 5625 | 2 | Amber | Warning | Engine Exhaust Back Pressure Regulator Position - Data Erratic, Intermittent, or Incorrect |
| 5275 | 5625 | 3 | Amber | Warning | Engine Exhaust Back Pressure Regulator Position Sensor Circuit - Voltage Above Normal or Shorted |
| 5276 | 5625 | 4 | Amber | Warning | Engine Exhaust Back Pressure Regulator Position Sensor Circuit - Voltage Below Normal or Shorted |
| 5277 | 5626 | 13 | Amber | Warning | Engine Exhaust Back Pressure Regulator - Out of Calibration |

# F2500C / F2500CS / F2500W / MF2500C / MF2500CS / MF2500CL /SD2500C / SD2500CS / SD2550C / SD2550CS / SD2500W / SD2500WS
## - Diesel Engine Failure-Codes chart

| Fault Code | SPN | FMI | Lamp Color | SPN Description | Cumins Description |
|---|---|---|---|---|---|
| 5278 | 6802 | 11 | Amber | Warning | Aftertreatment 1 Diesel Exhaust Fluid Dosing System Frozen - Condition Exists |
| 5279 | 3470 | 5 | Amber | Warning | Engine Turbocharger Compressor Bypass Actuator 1 Command Circuit - Current Below Normal or |
| 5281 | 3470 | 6 | Amber | Warning | Engine Turbocharger Compressor Bypass Actuator 1 Command Circuit - Current Above Normal or |
| 5282 | 1675 | 11 | Red | Stop / Shutdown | Engine Starter Mode Engagement - Root Cause Not Known |
| 5283 | 520801 | 11 | Amber | Warning | High Battery 1 Voltage - Condition Exists |
| 5284 | 520802 | 11 | Amber | Warning | High Battery 2 Voltage - Condition Exists |
| 5285 | 520803 | 11 | Amber | Warning | High Battery 3 Voltage - Condition Exists |
| 5286 | 520804 | 11 | Amber | Warning | High Battery 4 Voltage - Condition Exists |
| 5287 | 520805 | 1 | Amber | Warning | Starter Air Supply Pressure - Data Valid But Below Normal Operating Range - Moderately Severe |
| 5288 | 520806 | 1 | Amber | Warning | Starter Air Tank Volume - Data Valid But Below Normal Operating Range - Moderately Severe Level |
| 5289 | 6800 | 2 | Amber | Warning | Aftertreatment Derate Request - Received Network Data in Error |
| 5291 | 520808 | 11 | Red | Stop / Shutdown | Engine Emergency Shutdown Switch Activated - Condition Exists |
| 5292 | 520809 | 11 | Amber | Warning | Excessive Time Since Last Engine Air Shutoff Maintenance Test - Condition Exists |
| 5293 | 649 | 0 | Amber | Warning | Engine Exhaust Back Pressure Regulator Control Circuit Temperature - Data Valid But Above Normal |
| 5294 | 649 | 7 | Amber | Warning | Engine Exhaust Back Pressure Regulator Control Circuit - Mechanical System Not Responding or |
| 5295 | 649 | 6 | Amber | Warning | Engine Exhaust Back Pressure Regulator Control Circuit - Current Above Normal or Grounded Circuit |

# F2500C / F2500CS / F2500W / MF2500C / MF2500CS / MF2500CL /SD2500C / SD2500CS / SD2550C / SD2550CS / SD2500W / SD2500WS
## - Diesel Engine Failure-Codes chart

| Fault Code | SPN | FMI | Lamp Color | SPN Description | Cumins Description |
|---|---|---|---|---|---|
| 5296 | 7577 | 0 | Amber | Warning | Glow Plug Control Module Internal Temperature - Data Valid But Above Normal Operating Range - |
| 5297 | 747 | 13 | None | None | Engine/Transmission Match - Out of Calibration |
| 5298 | 747 | 2 | None | None | Engine/Transmission Match - Received Network Data in Error |
| 5299 | 632 | 14 | Red | Stop / Shutdown | Engine Fuel Shutoff 1 Control - Special Instructions |
| 5311 | 5537 | 9 | Amber | Warning | Engine Fuel Dynamic Viscosity - Abnormal Update Rate |
| 5312 | 5055 | 9 | Amber | Warning | Engine Oil Viscosity - Abnormal Update Rate |
| 5313 | 649 | 1 | Amber | Warning | Engine Exhaust Back Pressure Regulator Control Circuit Voltage - Data Valid But Below Normal |
| 5314 | 520811 | 11 | None | None | Transmission Shift During Exhaust Braking - Condition Exists |
| 5315 | 2629 | 0 | Amber | Warning | Turbocharger Compressor Outlet Temperature (Calculated) - Data Valid But Above Normal |
| 5316 | 2789 | 0 | Amber | Warning | Turbocharger Turbine Intake Temperature - Data Valid But Above Normal Operating Range - Most |
| 5317 | 38 | 3 | Amber | Warning | Fuel Level 2 Sensor Circuit - Voltage Above Normal or Shorted to High Source |
| 5318 | 38 | 4 | Amber | Warning | Fuel Level 2 Sensor Circuit - Voltage Below Normal or Shorted to Low Source |
| 5319 | 38 | 2 | Amber | Warning | Fuel Level 2 - Data Erratic, Intermittent, or Incorrect |
| 5321 | 4010 | 0 | Amber | Warning | Fuel Tank Transfer Pump - Data Valid But Above Normal Operating Range - Moderately Severe |
| 5322 | 5505 | 9 | Amber | Warning | Requested Fuel Mass Rate - Abnormal Update Rate |
| 5323 | 3671 | 0 | Red | Stop / Shutdown | Crank Attempt Count on Present Start Attempt - Data Valid But Above Normal Operating Range - |

# F2500C / F2500CS / F2500W / MF2500C / MF2500CS / MF2500CL /SD2500C / SD2500CS / SD2550C / SD2550CS / SD2500W / SD2500WS
## - Diesel Engine Failure-Codes chart

| Fault Code | SPN | FMI | Lamp Color | SPN Description | Cumins Description |
|---|---|---|---|---|---|
| 5324 | 7576 | 11 | Amber | Warning | Glow Plug Control Module - Root Cause Not Known |
| 5325 | 5835 | 9 | Amber | Warning | Aftertreatment 1 Particulate Sensor - Abnormal Update Rate |
| 5326 | 520813 | 2 | Amber | Warning | Fuel Tank Transfer Pump On/Off Relay - Received Network Data in Error |
| 5327 | 520814 | 11 | Amber | Warning | Transfer From Auxiliary Fuel Tank to Main Fuel Tank Failed - Condition Exists |
| 5328 | 38 | 2 | Amber | Warning | Fuel Level 2 - Received Network Data in Error |
| 5329 | 1188 | 13 | Amber | Warning | Engine Turbocharger Wastegate Actuator 1 Position - Out of Calibration |
| 5331 | 1188 | 11 | None | None | Engine Turbocharger Wastegate Actuator 1 Position - Condition Exists |
| 5332 | 1189 | 13 | Amber | Warning | Engine Turbocharger Wastegate Actuator 2 Position - Out of Calibration |
| 5333 | 1189 | 11 | None | None | Engine Turbocharger Wastegate Actuator 2 Position - Condition Exists |
| 5334 | 1190 | 13 | Amber | Warning | Engine Turbocharger Wastegate Actuator 3 Position - Out of Calibration |
| 5335 | 1190 | 11 | None | None | Engine Turbocharger Wastegate Actuator 3 Position - Condition Exists |
| 5336 | 1190 | 7 | Amber | Warning | Engine Turbocharger Wastegate Actuator 3 Position - Mechanical System Not Responding or Out of |
| 5337 | 1191 | 13 | Amber | Warning | Engine Turbocharger Wastegate Actuator 4 Position - Out of Calibration |
| 5338 | 1191 | 11 | None | None | Engine Turbocharger Wastegate Actuator 4 Position - Condition Exists |
| 5339 | 1191 | 7 | Amber | Warning | Engine Turbocharger Wastegate Actuator 4 Position - Mechanical System Not Responding or Out of |
| 5341 | 520815 | 11 | None | None | Sensor State on Discrete Input # is Active - Condition Exists |

# F2500C / F2500CS / F2500W / MF2500C / MF2500CS / MF2500CL /SD2500C / SD2500CS / SD2550C / SD2550CS / SD2500W / SD2500WS
## - Diesel Engine Failure-Codes chart

| Fault Code | SPN | FMI | Lamp Color | SPN Description | Cumins Description |
|---|---|---|---|---|---|
| 5342 | 520816 | 11 | None | None | Sensor State on Discrete Input # is Inactive - Condition Exists |
| 5343 | 5300 | 11 | Amber | Warning | Aftertreatment 1 Diesel Oxidation Catalyst Insufficient NO2 Conversion - Condition Exists |
| 5344 | 1323 | 1 | Red | Stop / Shutdown | Exhaust Gas Temperature Deviation Low for Cylinder 1 - Data Valid But Below Normal Operating |
| 5345 | 1324 | 1 | Red | Stop / Shutdown | Exhaust Gas Temperature Deviation Low for Cylinder 2 - Data Valid But Below Normal Operating |
| 5346 | 1325 | 1 | Red | Stop / Shutdown | Exhaust Gas Temperature Deviation Low for Cylinder 3 - Data Valid But Below Normal Operating |
| 5347 | 1326 | 1 | Red | Stop / Shutdown | Exhaust Gas Temperature Deviation Low for Cylinder 4 - Data Valid But Below Normal Operating |
| 5348 | 1327 | 1 | Red | Stop / Shutdown | Exhaust Gas Temperature Deviation Low for Cylinder 5 - Data Valid But Below Normal Operating |
| 5349 | 1328 | 1 | Red | Stop / Shutdown | Exhaust Gas Temperature Deviation Low for Cylinder 6 - Data Valid But Below Normal Operating |
| 5351 | 1329 | 1 | Red | Stop / Shutdown | Exhaust Gas Temperature Deviation Low for Cylinder 7 - Data Valid But Below Normal Operating |
| 5352 | 1330 | 1 | Red | Stop / Shutdown | Exhaust Gas Temperature Deviation Low for Cylinder 8 - Data Valid But Below Normal Operating |
| 5353 | 1331 | 1 | Red | Stop / Shutdown | Exhaust Gas Temperature Deviation Low for Cylinder 9 - Data Valid But Below Normal Operating |
| 5354 | 1332 | 1 | Red | Stop / Shutdown | Exhaust Gas Temperature Deviation Low for Cylinder 10 - Data Valid But Below Normal Operating |
| 5355 | 1333 | 1 | Red | Stop / Shutdown | Exhaust Gas Temperature Deviation Low for Cylinder 11 - Data Valid But Below Normal Operating |
| 5356 | 1334 | 1 | Red | Stop / Shutdown | Exhaust Gas Temperature Deviation Low for Cylinder 12 - Data Valid But Below Normal Operating |
| 5357 | 1335 | 1 | Red | Stop / Shutdown | Exhaust Gas Temperature Deviation Low for Cylinder 13 - Data Valid But Below Normal Operating |
| 5358 | 1336 | 1 | Red | Stop / Shutdown | Exhaust Gas Temperature Deviation Low for Cylinder 14 - Data Valid But Below Normal Operating |

# F2500C / F2500CS / F2500W / MF2500C / MF2500CS / MF2500CL /SD2500C / SD2500CS / SD2550C / SD2550CS / SD2500W / SD2500WS
## - Diesel Engine Failure-Codes chart

| Fault Code | SPN | FMI | Lamp Color | SPN Description | Cumins Description |
|---|---|---|---|---|---|
| 5359 | 1337 | 1 | Red | Stop / Shutdown | Exhaust Gas Temperature Deviation Low for Cylinder 15 - Data Valid But Below Normal Operating |
| 5361 | 1338 | 1 | Red | Stop / Shutdown | Exhaust Gas Temperature Deviation Low for Cylinder 16 - Data Valid But Below Normal Operating |
| 5362 | 7032 | 11 | Red | Stop / Shutdown | Aftertreatment System has Shutdown Engine - Condition Exists |
| 5363 | 7030 | 9 | Amber | Warning | Aftertreatment 1 Control Module - Abnormal Update Rate |
| 5364 | 2452 | 0 | Amber | Warning | Generator Electrical Load Signal - Data Valid But Above Normal Operating Range - Moderately |
| 5365 | 520819 | 11 | Amber | Warning | Fuel System on Secondary Source - Condition Exists |
| 5366 | 6301 | 0 | Amber | Warning | Water in Fuel Indicator 2 - Data Valid But Above Normal Operating Range - Moderately Severe Level |
| 5367 | 6301 | 0 | Red | Stop / Shutdown | Water in Fuel Indicator 2 - Data Valid But Above Normal Operating Range - Most Severe Level |
| 5368 | 4237 | 0 | Amber | Warning | Long-term Fuel Trim - Bank 1 - Data Valid But Above Normal Operating Range - Most Severe Level |
| 5369 | 4237 | 1 | Amber | Warning | Long-term Fuel Trim - Bank 1 - Data Valid But Below Normal Operating Range - Most Severe Level |
| 5371 | 520820 | 11 | Amber | Warning | Too Many Gensets on Bus - Condition Exists |
| 5372 | 520821 | 11 | Amber | Warning | Too Much Capacity on Bus - Condition Exists |
| 5373 | 520822 | 11 | Amber | Warning | Name Conflict - Condition Exists |
| 5374 | 520823 | 9 | Amber | Warning | Vehicle System Interface Control Module - Abnormal Update Rate |
| 5375 | 5369 | 9 | Amber | Warning | Engine Turbocharger Compressor Bypass Actuator 2 - Abnormal Update Rate |
| 5376 | 5369 | 2 | Amber | Warning | Engine Turbocharger Compressor Bypass Actuator 2 - Received Network Data in Error |

# F2500C / F2500CS / F2500W / MF2500C / MF2500CS / MF2500CL /SD2500C / SD2500CS / SD2550C / SD2550CS / SD2500W / SD2500WS - Diesel Engine Failure-Codes chart

| Fault Code | SPN | FMI | Lamp Color | SPN Description | Cumins Description |
|---|---|---|---|---|---|
| 5377 | 520824 | 9 | Amber | Warning | Auxiliary Module 101-3 - Abnormal Update Rate |
| 5378 | 520825 | 9 | Amber | Warning | Auxiliary Module 101-4 - Abnormal Update Rate |
| 5379 | 3464 | 9 | Red | Stop / Shutdown | Engine Throttle Actuator 1 Control - Abnormal Update Rate |
| 5381 | 3465 | 9 | Red | Stop / Shutdown | Engine Throttle Actuator 2 Control - Abnormal Update Rate |
| 5382 | 3563 | 11 | Amber | Warning | Engine Intake Manifold #1 Absolute Pressure - Root Cause Not Known |
| 5383 | 3720 | 0 | Maintenance | Maintenance | Aftertreatment 1 Diesel Particulate Filter Ash Load Percent - Data Valid But Above Normal Operating |
| 5384 | 5502 | 0 | Amber | Warning | Relative Unburned Fuel Mass - Data Valid But Above Normal Operating Range - Moderately Severe |
| 5385 | 5502 | 0 | Red | Stop / Shutdown | Relative Unburned Fuel Mass - Data Valid But Above Normal Operating Range - Most Severe Level |
| 5386 | 4766 | 2 | Amber | Warning | Aftertreatment 1 Diesel Oxidation Catalyst Outlet Gas Temperature - Data Erratic, Intermittent, or |
| 5387 | 4766 | 0 | Red | Stop / Shutdown | Aftertreatment 1 Diesel Oxidation Catalyst Outlet Gas Temperature - Data Valid But Above Normal |
| 5388 | 4766 | 0 | Red | Stop / Shutdown | Aftertreatment 1 Diesel Oxidation Catalyst Outlet Gas Temperature - Data Valid But Above Normal |
| 5389 | 4766 | 0 | Amber | Warning | Aftertreatment 1 Diesel Oxidation Catalyst Outlet Gas Temperature - Data Valid But Above Normal |
| 5391 | 6882 | 9 | Amber | Warning | Aftertreatment Diesel Oxidation Catalyst Temperature Sensor Module - Abnormal Update Rate |
| 5392 | 6882 | 12 | Amber | Warning | Aftertreatment Diesel Oxidation Catalyst Temperature Sensor Module - Bad Intelligent Device or |
| 5393 | 6882 | 3 | Amber | Warning | Aftertreatment Diesel Oxidation Catalyst Temperature Sensor Module - Voltage Above Normal or |
| 5394 | 6882 | 4 | Amber | Warning | Aftertreatment Diesel Oxidation Catalyst Temperature Sensor Module - Voltage Below Normal or |

# F2500C / F2500CS / F2500W / MF2500C / MF2500CS / MF2500CL /SD2500C / SD2500CS / SD2550C / SD2550CS / SD2500W / SD2500WS - Diesel Engine Failure-Codes chart

| Fault Code | SPN | FMI | Lamp Color | SPN Description | Cumins Description |
|---|---|---|---|---|---|
| 5395 | 6882 | 11 | Amber | Warning | Aftertreatment Diesel Oxidation Catalyst Temperature Sensor Module - Root Cause Not Known |
| 5396 | 6882 | 0 | Amber | Warning | Aftertreatment Diesel Oxidation Catalyst Temperature Sensor Module - Data Valid But Above Normal |
| 5397 | 520827 | 11 | Red | Stop / Shutdown | L-N Short Circuit Shutdown - Condition Exists |
| 5398 | 520828 | 11 | Red | Stop / Shutdown | L-L Short Circuit Shutdown - Condition Exists |
| 5399 | 520829 | 11 | None | None | AmpSentry Maintenance Mode Active - Condition Exists |
| 5411 | 520830 | 3 | Amber | Warning | Machine Interlock Switch - Voltage Above Normal or Shorted to High Source |
| 5412 | 520830 | 4 | Amber | Warning | Machine Interlock Switch - Voltage Below Normal or Shorted to Low Source |
| 5413 | 520831 | 3 | Amber | Warning | SCR Thermal Management Inhibit Switch - Voltage Above Normal or Shorted to High Source |
| 5414 | 520831 | 4 | Amber | Warning | SCR Thermal Management Inhibit Switch - Voltage Below Normal or Shorted to Low Source |
| 5415 | 5324 | 2 | Amber | Warning | Engine Glow Plug 1 - Data Erratic, Intermittent, or Incorrect |
| 5416 | 5325 | 2 | Amber | Warning | Engine Glow Plug 2 - Data Erratic, Intermittent, or Incorrect |
| 5417 | 5326 | 2 | Amber | Warning | Engine Glow Plug 3 - Data Erratic, Intermittent, or Incorrect |
| 5418 | 5327 | 2 | Amber | Warning | Engine Glow Plug 4 - Data Erratic, Intermittent, or Incorrect |
| 5419 | 5328 | 2 | Amber | Warning | Engine Glow Plug 5 - Data Erratic, Intermittent, or Incorrect |
| 5421 | 5329 | 2 | Amber | Warning | Engine Glow Plug 6 - Data Erratic, Intermittent, or Incorrect |
| 5422 | 5330 | 2 | Amber | Warning | Engine Glow Plug 7 - Data Erratic, Intermittent, or Incorrect |

# F2500C / F2500CS / F2500W / MF2500C / MF2500CS / MF2500CL /SD2500C / SD2500CS / SD2550C / SD2550CS / SD2500W / SD2500WS
## - Diesel Engine Failure-Codes chart

| Fault Code | SPN | FMI | Lamp Color | SPN Description | Cumins Description |
|---|---|---|---|---|---|
| 5423 | 5331 | 2 | Amber | Warning | Engine Glow Plug 8 - Data Erratic, Intermittent, or Incorrect |
| 5424 | 520832 | 9 | Amber | Warning | Turbocharger Turbine Bypass Actuator Software Identification - Abnormal Update Rate |
| 5425 | 520832 | 13 | Red | Stop / Shutdown | Turbocharger Turbine Bypass Actuator Software - Out of Calibration |
| 5426 | 520832 | 11 | Red | Stop / Shutdown | Turbocharger Turbine Bypass Actuator Software - Condition Exists |
| 5427 | 520833 | 11 | Amber | Warning | Shutdown Request Input Mismatch - Condition Exists |
| 5428 | 123 | 3 | Amber | Warning | Transmission Clutch 1 Pressure Sensor Circuit - Voltage Above Normal or Shorted to High Source |
| 5429 | 123 | 4 | Amber | Warning | Transmission Clutch 1 Pressure Sensor Circuit - Voltage Below Normal or Shorted to Low Source |
| 5431 | 123 | 7 | Amber | Warning | Transmission Clutch 1 Pressure - Mechanical System Not Responding or Out of Adjustment |
| 5432 | 520834 | 3 | Amber | Warning | Transmission Clutch 1 Pressure 2 Sensor Circuit - Voltage Above Normal or Shorted to High Source |
| 5433 | 520834 | 4 | Amber | Warning | Transmission Clutch 1 Pressure 2 Sensor Circuit - Voltage Below Normal or Shorted to Low Source |
| 5434 | 520834 | 7 | Amber | Warning | Transmission Clutch 1 Pressure 2 - Mechanical System Not Responding or Out of Adjustment |
| 5435 | 5937 | 3 | Amber | Warning | Transmission Clutch 2 Pressure Sensor Circuit - Voltage Above Normal or Shorted to High Source |
| 5436 | 5937 | 4 | Amber | Warning | Transmission Clutch 2 Pressure Sensor Circuit - Voltage Below Normal or Shorted to Low Source |
| 5437 | 5937 | 7 | Amber | Warning | Transmission Clutch 2 Pressure - Mechanical System Not Responding or Out of Adjustment |
| 5438 | 520835 | 3 | Amber | Warning | Transmission Clutch 2 Pressure 2 Sensor Circuit - Voltage Above Normal or Shorted to High Source |
| 5439 | 520835 | 4 | Amber | Warning | Transmission Clutch 2 Pressure 2 Sensor Circuit - Voltage Below Normal or Shorted to Low Source |

# F2500C / F2500CS / F2500W / MF2500C / MF2500CS / MF2500CL /SD2500C / SD2500CS / SD2550C / SD2550CS / SD2500W / SD2500WS - Diesel Engine Failure-Codes chart

| Fault Code | SPN | FMI | Lamp Color | SPN Description | Cumins Description |
|---|---|---|---|---|---|
| 5441 | 520835 | 7 | Amber | Warning | Transmission Clutch 2 Pressure 2 - Mechanical System Not Responding or Out of Adjustment |
| 5442 | 124 | 1 | Red | Stop / Shutdown | Transmission Oil Level 1 - Data Valid But Below Normal Operating Range - Most Severe Level |
| 5443 | 124 | 3 | Amber | Warning | Transmission Oil Level 1 Sensor Circuit - Voltage Above Normal or Shorted to High Source |
| 5444 | 124 | 4 | Amber | Warning | Transmission Oil Level 1 Sensor Circuit - Voltage Below Normal or Shorted to Low Source |
| 5445 | 520836 | 3 | Amber | Warning | Hydraulic Frack Pump Pressure Sensor Circuit - Voltage Above Normal or Shorted to High Source |
| 5446 | 520836 | 4 | Amber | Warning | Hydraulic Frack Pump Pressure Sensor Circuit - Voltage Below Normal or Shorted to Low Source |
| 5447 | 520836 | 9 | Amber | Warning | Hydraulic Frack Pump Pressure - Abnormal Update Rate |
| 5448 | 520837 | 1 | Red | Stop / Shutdown | Transmission Oil Filter Intake Pressure - Data Valid But Below Normal Operating Range - Most |
| 5449 | 520837 | 3 | Amber | Warning | Transmission Oil Filter Intake Pressure Sensor Circuit - Voltage Above Normal or Shorted to High |
| 5451 | 520837 | 4 | Amber | Warning | Transmission Oil Filter Intake Pressure Sensor Circuit - Voltage Below Normal or Shorted to Low |
| 5452 | 520838 | 1 | Red | Stop / Shutdown | Transmission Oil Filter Outlet Pressure - Data Valid But Below Normal Operating Range - Most |
| 5453 | 520838 | 3 | Amber | Warning | Transmission Oil Filter Outlet Pressure Sensor Circuit - Voltage Above Normal or Shorted to High |
| 5454 | 520838 | 4 | Amber | Warning | Transmission Oil Filter Outlet Pressure Sensor Circuit - Voltage Below Normal or Shorted to Low |
| 5455 | 520839 | 0 | Amber | Warning | Transmission Oil Filter Outlet Temperature - Data Valid But Above Normal Operating Range - Most |
| 5456 | 520839 | 1 | Amber | Warning | Transmission Oil Filter Outlet Temperature - Data Valid But Below Normal Operating Range - Most |
| 5457 | 520839 | 3 | Amber | Warning | Transmission Oil Filter Outlet Temperature Sensor Circuit - Voltage Above Normal or Shorted to High |

# F2500C / F2500CS / F2500W / MF2500C / MF2500CS / MF2500CL /SD2500C / SD2500CS / SD2550C / SD2550CS / SD2500W / SD2500WS
## - Diesel Engine Failure-Codes chart

| Fault Code | SPN | FMI | Lamp Color | SPN Description | Cumins Description |
|---|---|---|---|---|---|
| 5458 | 520839 | 4 | Amber | Warning | Transmission Oil Filter Outlet Temperature Sensor Circuit - Voltage Below Normal or Shorted to Low |
| 5459 | 177 | 1 | Red | Stop / Shutdown | Transmission Oil Temperature 1 - Data Valid But Below Normal Operating Range - Most Severe |
| 5461 | 4218 | 3 | Amber | Warning | Transmission Shift Rail 1 Position Sensor Circuit - Voltage Above Normal or Shorted to High Source |
| 5462 | 4218 | 4 | Amber | Warning | Transmission Shift Rail 1 Position Sensor Circuit - Voltage Below Normal or Shorted to Low Source |
| 5463 | 4218 | 7 | Amber | Warning | Transmission Shift Rail 1 Position - Mechanical System Not Responding or Out of Adjustment |
| 5464 | 4218 | 13 | Amber | Warning | Transmission Shift Rail 1 Position - Out of Calibration |
| 5465 | 4219 | 3 | Amber | Warning | Transmission Shift Rail 2 Position Sensor Circuit - Voltage Above Normal or Shorted to High Source |
| 5466 | 4219 | 4 | Amber | Warning | Transmission Shift Rail 2 Position Sensor Circuit - Voltage Below Normal or Shorted to Low Source |
| 5467 | 4219 | 7 | Amber | Warning | Transmission Shift Rail 2 Position - Mechanical System Not Responding or Out of Adjustment |
| 5468 | 4219 | 13 | Amber | Warning | Transmission Shift Rail 2 Position - Out of Calibration |
| 5469 | 4220 | 3 | Amber | Warning | Transmission Shift Rail 3 Position Sensor Circuit - Voltage Above Normal or Shorted to High Source |
| 5471 | 4220 | 4 | Amber | Warning | Transmission Shift Rail 3 Position Sensor Circuit - Voltage Below Normal or Shorted to Low Source |
| 5472 | 4220 | 7 | Amber | Warning | Transmission Shift Rail 3 Position - Mechanical System Not Responding or Out of Adjustment |
| 5473 | 4220 | 13 | Amber | Warning | Transmission Shift Rail 3 Position - Out of Calibration |
| 5474 | 5941 | 3 | Amber | Warning | Transmission Shift Rail 4 Position Sensor Circuit - Voltage Above Normal or Shorted to High Source |
| 5475 | 5941 | 4 | Amber | Warning | Transmission Shift Rail 4 Position Sensor Circuit - Voltage Below Normal or Shorted to Low Source |

# F2500C / F2500CS / F2500W / MF2500C / MF2500CS / MF2500CL /SD2500C / SD2500CS / SD2550C / SD2550CS / SD2500W / SD2500WS
## - Diesel Engine Failure-Codes chart

| Fault Code | SPN | FMI | Lamp Color | SPN Description | Cumins Description |
|---|---|---|---|---|---|
| 5476 | 5941 | 7 | Amber | Warning | Transmission Shift Rail 4 Position - Mechanical System Not Responding or Out of Adjustment |
| 5477 | 5941 | 13 | Amber | Warning | Transmission Shift Rail 4 Position - Out of Calibration |
| 5478 | 5960 | 2 | Amber | Warning | Dual Clutch Transmission Input Shaft 1 Speed - Data Erratic, Intermittent, or Incorrect |
| 5479 | 5961 | 2 | Amber | Warning | Dual Clutch Transmission Input Shaft 2 Speed - Data Erratic, Intermittent, or Incorrect |
| 5481 | 5944 | 11 | Amber | Warning | Transmission Clutch 1 Actuator - Condition Exists |
| 5482 | 5945 | 11 | Amber | Warning | Transmission Clutch 2 Actuator - Condition Exists |
| 5483 | 5949 | 11 | Amber | Warning | Transmission Clutch 1 Cooling Actuator - Condition Exists |
| 5484 | 5950 | 11 | Amber | Warning | Transmission Clutch 2 Cooling Actuator - Condition Exists |
| 5485 | 787 | 11 | Amber | Warning | Transmission Inertia Brake Actuator - Condition Exists |
| 5486 | 126 | 0 | Red | Stop / Shutdown | Transmission Filter Differential Pressure - Data Valid But Above Normal Operating Range - Most |
| 5487 | 126 | 0 | Maintenance | Maintenance | Transmission Filter Differential Pressure - Data Valid But Above Normal Operating Range - Least |
| 5488 | 126 | 0 | Amber | Warning | Transmission Filter Differential Pressure - Data Valid But Above Normal Operating Range - |
| 5489 | 520848 | 11 | Amber | Warning | ECM Write Failed - Multiple Tools connected to ECM - Condition Exists |
| 5491 | 520849 | 11 | Amber | Warning | ECM Write Failed - Unknown Reason - Condition Exists |
| 5492 | 520850 | 11 | Amber | Warning | ECM Read Failed - Unknown Reason - Condition Exists |
| 5493 | 520851 | 11 | Amber | Warning | ECM Write Failed - Data Save Failure - Condition Exists |

# F2500C / F2500CS / F2500W / MF2500C / MF2500CS / MF2500CL /SD2500C / SD2500CS / SD2550C / SD2550CS / SD2500W / SD2500WS
## - Diesel Engine Failure-Codes chart

| Fault Code | SPN | FMI | Lamp Color | SPN Description | Cumins Description |
|---|---|---|---|---|---|
| 5494 | 520852 | 11 | Red | Stop / Shutdown | J1939 Aux101 Calibration Update Required - Condition Exists |
| 5495 | 1391 | 3 | Amber | Warning | Engine Fuel Valve 1 Differential Pressure Sensor Circuit - Voltage Above Normal or Shorted to High |
| 5496 | 1391 | 4 | Amber | Warning | Engine Fuel Valve 1 Differential Pressure Sensor Circuit - Voltage Below Normal or Shorted to Low |
| 5497 | 6885 | 3 | Amber | Warning | Engine Fuel Valve 2 Differential Pressure Sensor Circuit - Voltage Above Normal or Shorted to High |
| 5498 | 6885 | 4 | Amber | Warning | Engine Fuel Valve 2 Differential Pressure Sensor Circuit - Voltage Below Normal or Shorted to Low |
| 5499 | 520854 | 11 | Amber | Warning | Fuel Broadcast Adjustment Feature Outside Expected Deviation - Condition Exists |
| 5511 | 520855 | 0 | Amber | Warning | (Cense 126) Intake Manifold 2 Pressure - Data Valid But Above Normal Operating Range - |
| 5512 | 520856 | 1 | None | None | (Cense 127) Intake Manifold 2 Pressure - Data Valid But Below Normal Operating Range - |
| 5513 | 520857 | 3 | None | None | (Cense 128) Intake Manifold 2 Pressure Sensor Circuit - Voltage Above Normal or Shorted to High |
| 5514 | 520858 | 4 | None | None | (Cense 129) Intake Manifold 2 Pressure Sensor Circuit - Voltage Below Normal or Shorted to Low |
| 5515 | 520859 | 0 | Red | Stop / Shutdown | (Cense 2144) Exhaust Gas Temperature Cylinder 17 (A9) - Data Valid But Above Normal Operating |
| 5516 | 520860 | 1 | Red | Stop / Shutdown | (Cense 489) AXG Speed - Data Valid But Below Normal Operating Range - Most Severe Level |
| 5517 | 520861 | 0 | None | None | (Cense 616) Turbocharger 1 Compressor Intake Temperature - Data Valid But Above Normal |
| 5518 | 520862 | 0 | Red | Stop / Shutdown | (Cense 651) Exhaust Gas Temperature Cylinder 2 (B1) - Data Valid But Above Normal Operating |
| 5519 | 520863 | 0 | Red | Stop / Shutdown | (Cense 652) Exhaust Gas Temperature Cylinder 4 (B2) - Data Valid But Above Normal Operating |
| 5521 | 520864 | 0 | Red | Stop / Shutdown | (Cense 653) Exhaust Gas Temperature Cylinder 6 (B3) - Data Valid But Above Normal Operating |

# F2500C / F2500CS / F2500W / MF2500C / MF2500CS / MF2500CL /SD2500C / SD2500CS / SD2550C / SD2550CS / SD2500W / SD2500WS
## - Diesel Engine Failure-Codes chart

| Fault Code | SPN | FMI | Lamp Color | SPN Description | Cumins Description |
|---|---|---|---|---|---|
| 5522 | 520865 | 0 | Red | Stop / Shutdown | (Cense 654) Exhaust Gas Temperature Cylinder 8 (B4) - Data Valid But Above Normal Operating |
| 5523 | 520866 | 0 | Red | Stop / Shutdown | (Cense 655) Exhaust Gas Temperature Cylinder 10 (B5) - Data Valid But Above Normal Operating |
| 5524 | 520867 | 0 | Red | Stop / Shutdown | (Cense 656) Exhaust Gas Temperature Cylinder 12 (B6) - Data Valid But Above Normal Operating |
| 5525 | 520868 | 0 | Red | Stop / Shutdown | (Cense 657) Exhaust Gas Temperature Cylinder 14 (B7) - Data Valid But Above Normal Operating |
| 5526 | 520869 | 0 | Red | Stop / Shutdown | (Cense 658) Exhaust Gas Temperature Cylinder 16 (B8) - Data Valid But Above Normal Operating |
| 5527 | 520870 | 3 | None | None | (Cense 694) Turbocharger 1 Compressor Intake Temperature Circuit - Voltage Above Normal or |
| 5528 | 520871 | 4 | None | None | (Cense 695) Turbocharger 1 Compressor Intake Temperature Circuit - Voltage Below Normal or |
| 5529 | 520872 | 11 | Red | Stop / Shutdown | Prelube Setup Fault - Condition Exists |
| 5531 | 520873 | 11 | Red | Stop / Shutdown | Cam Position Frequency Mismatch - Condition Exists |
| 5532 | 5422 | 3 | Amber | Warning | Intake Manifold 2 Absolute Pressure Sensor Circuit - Voltage Above Normal or Shorted to High |
| 5533 | 5422 | 4 | Amber | Warning | Intake Manifold 2 Absolute Pressure Sensor Circuit - Voltage Below Normal or Shorted to Low |
| 5534 | 94 | 1 | Amber | Warning | Engine Fuel Delivery Pressure - Data Valid But Below Normal Operating Range - Least Severe Level |
| 5535 | 5358 | 2 | Amber | Warning | Engine Cylinder 1 Fuel Injection Quantity - Data Erratic, Intermittent, or Incorrect |
| 5536 | 5359 | 2 | Amber | Warning | Engine Cylinder 2 Fuel Injection Quantity - Data Erratic, Intermittent, or Incorrect |
| 5537 | 5360 | 2 | Amber | Warning | Engine Cylinder 3 Fuel Injection Quantity - Data Erratic, Intermittent, or Incorrect |
| 5538 | 5361 | 2 | Amber | Warning | Engine Cylinder 4 Fuel Injection Quantity - Data Erratic, Intermittent, or Incorrect |

# F2500C / F2500CS / F2500W / MF2500C / MF2500CS / MF2500CL /SD2500C / SD2500CS / SD2550C / SD2550CS / SD2500W / SD2500WS
## - Diesel Engine Failure-Codes chart

| Fault Code | SPN | FMI | Lamp Color | SPN Description | Cumins Description |
|---|---|---|---|---|---|
| 5539 | 5362 | 2 | Amber | Warning | Engine Cylinder 5 Fuel Injection Quantity - Data Erratic, Intermittent, or Incorrect |
| 5541 | 5363 | 2 | Amber | Warning | Engine Cylinder 6 Fuel Injection Quantity - Data Erratic, Intermittent, or Incorrect |
| 5542 | 5364 | 2 | Amber | Warning | Engine Cylinder 7 Fuel Injection Quantity - Data Erratic, Intermittent, or Incorrect |
| 5543 | 5365 | 2 | Amber | Warning | Engine Cylinder 8 Fuel Injection Quantity - Data Erratic, Intermittent, or Incorrect |
| 5544 | 657 | 7 | Amber | Warning | Injector Solenoid Driver Cylinder 7 - Mechanical System Not Responding or Out of Adjustment |
| 5545 | 658 | 7 | Amber | Warning | Injector Solenoid Driver Cylinder 8 - Mechanical System Not Responding or Out of Adjustment |
| 5546 | 651 | 3 | Amber | Warning | Injector Solenoid Driver Cylinder 1 - Voltage Above Normal or Shorted to High Source |
| 5547 | 652 | 3 | Amber | Warning | Injector Solenoid Driver Cylinder 2 - Voltage Above Normal or Shorted to High Source |
| 5548 | 653 | 3 | Amber | Warning | Injector Solenoid Driver Cylinder 3 - Voltage Above Normal or Shorted to High Source |
| 5549 | 654 | 3 | Amber | Warning | Injector Solenoid Driver Cylinder 4 - Voltage Above Normal or Shorted to High Source |
| 5551 | 655 | 3 | Amber | Warning | Injector Solenoid Driver Cylinder 5 - Voltage Above Normal or Shorted to High Source |
| 5552 | 656 | 3 | Amber | Warning | Injector Solenoid Driver Cylinder 6 - Voltage Above Normal or Shorted to High Source |
| 5553 | 657 | 3 | Amber | Warning | Injector Solenoid Driver Cylinder 7 - Voltage Above Normal or Shorted to High Source |
| 5554 | 658 | 3 | Amber | Warning | Injector Solenoid Driver Cylinder 8 - Voltage Above Normal or Shorted to High Source |
| 5555 | 651 | 4 | Amber | Warning | Injector Solenoid Driver Cylinder 1 - Voltage Below Normal or Shorted to Low Source |
| 5556 | 652 | 4 | Amber | Warning | Injector Solenoid Driver Cylinder 2 - Voltage Below Normal or Shorted to Low Source |

# F2500C / F2500CS / F2500W / MF2500C / MF2500CS / MF2500CL /SD2500C / SD2500CS / SD2550C / SD2550CS / SD2500W / SD2500WS
## - Diesel Engine Failure-Codes chart

| Fault Code | SPN | FMI | Lamp Color | SPN Description | Cumins Description |
|---|---|---|---|---|---|
| 5557 | 653 | 4 | Amber | Warning | Injector Solenoid Driver Cylinder 3 - Voltage Below Normal or Shorted to Low Source |
| 5558 | 654 | 4 | Amber | Warning | Injector Solenoid Driver Cylinder 4 - Voltage Below Normal or Shorted to Low Source |
| 5559 | 655 | 4 | Amber | Warning | Injector Solenoid Driver Cylinder 5 - Voltage Below Normal or Shorted to Low Source |
| 5561 | 656 | 4 | Amber | Warning | Injector Solenoid Driver Cylinder 6 - Voltage Below Normal or Shorted to Low Source |
| 5562 | 657 | 4 | Amber | Warning | Injector Solenoid Driver Cylinder 7 - Voltage Below Normal or Shorted to Low Source |
| 5563 | 658 | 4 | Amber | Warning | Injector Solenoid Driver Cylinder 8 - Voltage Below Normal or Shorted to Low Source |
| 5564 | 6326 | 1 | Amber | Warning | Aftertreatment 1 Diesel Exhaust Fluid Dosing Valve 1 Heater - Data Valid But Below Normal |
| 5565 | 6328 | 1 | Amber | Warning | Aftertreatment 2 Diesel Exhaust Fluid Dosing Valve 1 Heater - Data Valid But Below Normal |
| 5566 | 6327 | 1 | Amber | Warning | Aftertreatment 1 Diesel Exhaust Fluid Dosing Valve 2 Heater - Data Valid But Below Normal |
| 5567 | 6329 | 1 | Amber | Warning | Aftertreatment 2 Diesel Exhaust Fluid Dosing Valve 2 Heater - Data Valid But Below Normal |
| 5568 | 520874 | 14 | Amber | Warning | Operator Interface Mode Transition to Emergency Stop (Due to Remote E-Stop) - Special Instructions |
| 5569 | 6886 | 3 | Amber | Warning | Gaseous Fuel Supply Pressure Regulator Circuit - Voltage Above Normal or Shorted to High Source |
| 5571 | 6886 | 4 | Amber | Warning | Gaseous Fuel Supply Pressure Regulator Circuit - Voltage Below Normal or Shorted to Low Source |
| 5572 | 7581 | 0 | Amber | Warning | Engine Gaseous Fuel Pressure Regulator Intake Pressure - Data Valid But Above Normal Operating |
| 5573 | 7581 | 0 | Red | Stop / Shutdown | Engine Gaseous Fuel Pressure Regulator Intake Pressure - Data Valid But Above Normal Operating |
| 5574 | 520876 | 2 | Red | Stop / Shutdown | Engine Fuel Actuator 3 Control Valve - Data Erratic, Intermittent, or Incorrect |

# F2500C / F2500CS / F2500W / MF2500C / MF2500CS / MF2500CL /SD2500C / SD2500CS / SD2550C / SD2550CS / SD2500W / SD2500WS
## - Diesel Engine Failure-Codes chart

| Fault Code | SPN | FMI | Lamp Color | SPN Description | Cumins Description |
|---|---|---|---|---|---|
| 5575 | 520876 | 11 | Amber | Warning | Engine Fuel Actuator 3 Control Valve - Root Cause Not Known |
| 5576 | 107 | 0 | Maintenance | Maintenance | Engine Air Filter Differential Pressure - Data Valid But Above Normal Operating Range - Least |
| 5577 | 6778 | 3 | Amber | Warning | Aftertreatment 1 Particulate Sensor Power Supply - Voltage Above Normal or Shorted to High Source |
| 5578 | 6778 | 4 | Amber | Warning | Aftertreatment 1 Particulate Sensor Power Supply - Voltage Below Normal or Shorted to Low Source |
| 5579 | 6778 | 0 | Amber | Warning | Aftertreatment 1 Particulate Sensor Power Supply - Data Valid But Above Normal Operating Range - |
| 5581 | 7329 | 2 | Amber | Warning | Aftertreatment 1 Particulate Sensor Heater Power Supply - Data Erratic, Intermittent, or Incorrect |
| 5582 | 7854 | 2 | Amber | Warning | Aftertreatment 1 Particulate Sensor Module Battery Voltage Supply - Data Erratic, Intermittent, or |
| 5583 | 6777 | 10 | Amber | Warning | Aftertreatment 1 Particulate Sensor Detection Status - Abnormal Rate of Change |
| 5584 | 6773 | 7 | Amber | Warning | Aftertreatment 1 Particulate Sensor Regeneration Status - Mechanical System Not Responding or |
| 5585 | 5571 | 0 | Amber | Warning | High Pressure Common Rail Fuel Pressure Relief Valve - Data Valid But Above Normal Operating |
| 5586 | 5422 | 0 | Amber | Warning | Intake Manifold 2 Absolute Pressure - Data Valid But Above Normal Operating Range - Moderately |
| 5587 | 5422 | 0 | Red | Stop / Shutdown | Intake Manifold 2 Absolute Pressure - Data Valid But Above Normal Operating Range - Most Severe |
| 5588 | 5607 | 7 | Amber | Warning | Cruise Control System Command State - Mechanical System Not Responding or Out of Adjustment |
| 5589 | 520888 | 11 | Amber | Warning | Parent/Child Module Calibration Software Mismatch - Condition Exists |
| 5591 | 520888 | 11 | Red | Stop / Shutdown | Parent/Child Module Calibration Software Mismatch - Condition Exists |
| 5592 | 4010 | 1 | Amber | Warning | Fuel Tank Transfer Pump - Data Valid But Below Normal Operating Range - Moderately Severe Level |

# F2500C / F2500CS / F2500W / MF2500C / MF2500CS / MF2500CL /SD2500C / SD2500CS / SD2550C / SD2550CS / SD2500W / SD2500WS - Diesel Engine Failure-Codes chart

| Fault Code | SPN | FMI | Lamp Color | SPN Description | Cumins Description |
|---|---|---|---|---|---|
| 5593 | 520813 | 2 | Amber | Warning | Fuel Tank Transfer Pump On/Off Relay - Data Erratic, Intermittent, or Incorrect |
| 5594 | 1188 | 12 | Amber | Warning | Engine Turbocharger Wastegate Actuator 1 - Bad Intelligent Device or Component |
| 5595 | 1189 | 12 | Amber | Warning | Engine Turbocharger Wastegate Actuator 2 - Bad Intelligent Device or Component |
| 5596 | 1190 | 12 | Amber | Warning | Engine Turbocharger Wastegate Actuator 3 - Bad Intelligent Device or Component |
| 5597 | 1191 | 12 | Amber | Warning | Engine Turbocharger Wastegate Actuator 4 - Bad Intelligent Device or Component |
| 5598 | 1188 | 9 | Amber | Warning | Engine Turbocharger Wastegate Actuator 1 - Abnormal Update Rate |
| 5599 | 1189 | 9 | Amber | Warning | Engine Turbocharger Wastegate Actuator 2 - Abnormal Update Rate |
| 5611 | 1190 | 9 | Amber | Warning | Engine Turbocharger Wastegate Actuator 3 - Abnormal Update Rate |
| 5612 | 1191 | 9 | Amber | Warning | Engine Turbocharger Wastegate Actuator 4 - Abnormal Update Rate |
| 5613 | 5385 | 0 | Amber | Warning | Engine Turbocharger Wastegate Actuator 2 Temperature - Data Valid But Above Normal Operating |
| 5614 | 520889 | 0 | Amber | Warning | Engine Turbocharger Wastegate Actuator 3 Temperature - Data Valid But Above Normal Operating |
| 5615 | 520890 | 0 | Amber | Warning | Engine Turbocharger Wastegate Actuator 4 Temperature - Data Valid But Above Normal Operating |
| 5616 | 3713 | 11 | Maintenance | Maintenance | Diesel Particulate Filter Active Regeneration Inhibited Due to System Timeout - Condition Exists |
| 5617 | 5018 | 14 | Red | Stop / Shutdown | Aftertreatment 1 Diesel Oxidation Catalyst System - Special Instructions |
| 5618 | 152 | 0 | None | None | Number of ECM Resets - Data Valid But Above Normal Operating Range - Moderately Severe Level |
| 5619 | 99 | 7 | Maintenance | Maintenance | Engine Oil Filter Differential Pressure - Mechanical System Not Responding or Out of Adjustment |

# F2500C / F2500CS / F2500W / MF2500C / MF2500CS / MF2500CL /SD2500C / SD2500CS / SD2550C / SD2550CS / SD2500W / SD2500WS
## - Diesel Engine Failure-Codes chart

| Fault Code | SPN | FMI | Lamp Color | SPN Description | Cumins Description |
|---|---|---|---|---|---|
| 5621 | 95 | 7 | Maintenance | Maintenance | Engine Fuel Filter Differential Pressure - Mechanical System Not Responding or Out of Adjustment |
| 5622 | 1632 | 11 | None | None | Engine Torque Limit Feature - Condition Exists |
| 5623 | 5867 | 9 | Amber | Warning | Supply Gas Methane Percentage - Abnormal Update Rate |
| 5624 | 4051 | 3 | Amber | Warning | Transmission Input Shaft PTO Actuator Circuit - Voltage Above Normal or Shorted to High Source |
| 5625 | 4051 | 4 | Amber | Warning | Transmission Input Shaft PTO Actuator Circuit - Voltage Below Normal or Shorted to Low Source |
| 5626 | 4374 | 5 | Amber | Warning | Aftertreatment 1 Diesel Exhaust Fluid Pump 1 Motor Speed Circuit - Current Below Normal or Open |
| 5627 | 4440 | 5 | Amber | Warning | Aftertreatment 2 Diesel Exhaust Fluid Pump 1 Motor Speed Circuit - Current Below Normal or Open |
| 5628 | 1209 | 0 | None | None | Exhaust Pressure 1 - Data Valid But Above Normal Operating Range - Least Severe Level |
| 5629 | 1209 | 0 | Red | Stop / Shutdown | Exhaust Pressure 1 - Data Valid But Above Normal Operating Range - Most Severe Level |
| 5631 | 6928 | 11 | None | None | SCR System Cleaning Inhibited Due to System Timeout - Condition Exists |
| 5632 | 6918 | 11 | Maintenance | Maintenance | SCR System Cleaning Inhibited Due to Inhibit Switch - Condition Exists |
| 5633 | 520891 | 11 | Maintenance | Maintenance | Marine Low Load Protection - Condition Exists |
| 5634 | 520892 | 11 | Maintenance | Maintenance | Marine Overload Protection - Condition Exists |
| 5635 | 520892 | 14 | Amber | Warning | Marine Overload Protection - Special Instructions |
| 5636 | 3217 | 13 | Amber | Warning | Aftertreatment Intake Oxygen Sensor - Out of Calibration |
| 5637 | 520893 | 11 | Red | Stop / Shutdown | Unknown Shutdown at Startup - Condition Exists |

# F2500C / F2500CS / F2500W / MF2500C / MF2500CS / MF2500CL /SD2500C / SD2500CS / SD2550C / SD2550CS / SD2500W / SD2500WS
## - Diesel Engine Failure-Codes chart

| Fault Code | SPN | FMI | Lamp Color | SPN Description | Cumins Description |
|---|---|---|---|---|---|
| 5638 | 6889 | 3 | Amber | Warning | Engine Turbocharger Wastegate Actuator 1 Power Supply - Voltage Above Normal or Shorted to |
| 5639 | 6889 | 4 | Amber | Warning | Engine Turbocharger Wastegate Actuator 1 Power Supply - Voltage Below Normal or Shorted to Low |
| 5641 | 6889 | 1 | Amber | Warning | Engine Turbocharger Wastegate Actuator 1 Power Supply - Data Valid But Below Normal Operating |
| 5642 | 6890 | 3 | Amber | Warning | Engine Turbocharger Wastegate Actuator 2 Power Supply - Voltage Above Normal or Shorted to |
| 5643 | 6890 | 4 | Amber | Warning | Engine Turbocharger Wastegate Actuator 2 Power Supply - Voltage Below Normal or Shorted to Low |
| 5644 | 6890 | 1 | Amber | Warning | Engine Turbocharger Wastegate Actuator 2 Power Supply - Data Valid But Below Normal Operating |
| 5645 | 6891 | 3 | Amber | Warning | Engine Turbocharger Wastegate Actuator 3 Power Supply - Voltage Above Normal or Shorted to |
| 5646 | 6891 | 4 | Amber | Warning | Engine Turbocharger Wastegate Actuator 3 Power Supply - Voltage Below Normal or Shorted to Low |
| 5647 | 6891 | 1 | Amber | Warning | Engine Turbocharger Wastegate Actuator 3 Power Supply - Data Valid But Below Normal Operating |
| 5648 | 6892 | 3 | Amber | Warning | Engine Turbocharger Wastegate Actuator 4 Power Supply - Voltage Above Normal or Shorted to |
| 5649 | 6892 | 4 | Amber | Warning | Engine Turbocharger Wastegate Actuator 4 Power Supply - Voltage Below Normal or Shorted to Low |
| 5651 | 6892 | 1 | Amber | Warning | Engine Turbocharger Wastegate Actuator 4 Power Supply - Data Valid But Below Normal Operating |
| 5652 | 1209 | 0 | Amber | Warning | Exhaust Pressure 1 - Data Valid But Above Normal Operating Range - Least Severe Level |
| 5653 | 6881 | 9 | Amber | Warning | SCR Operator Inducement Override Switch - Abnormal Update Rate |
| 5654 | 6881 | 13 | Amber | Warning | SCR Operator Inducement Override Switch - Out of Calibration |
| 5655 | 4364 | 11 | Amber | Warning | Aftertreatment 1 SCR Conversion Efficiency - Condition Exists |

# F2500C / F2500CS / F2500W / MF2500C / MF2500CS / MF2500CL /SD2500C / SD2500CS / SD2550C / SD2550CS / SD2500W / SD2500WS
## - Diesel Engine Failure-Codes chart

| Fault Code | SPN | FMI | Lamp Color | SPN Description | Cumins Description |
|---|---|---|---|---|---|
| 5656 | 3227 | 10 | Amber | Warning | Aftertreatment Outlet Oxygen - Abnormal Rate of Change |
| 5657 | 520894 | 11 | None | None | Source 1 Available - Condition Exists |
| 5658 | 520895 | 11 | None | None | Source 2 Available - Condition Exists |
| 5659 | 520896 | 11 | None | None | Source 1 Not Available - Condition Exists |
| 5661 | 520897 | 11 | None | None | Source 2 Not Available - Condition Exists |
| 5662 | 520898 | 11 | None | None | Source 1 Disconnected - Condition Exists |
| 5663 | 520899 | 11 | None | None | Source 2 Disconnected - Condition Exists |
| 5664 | 520900 | 11 | None | None | Genset in Auto - Condition Exists |
| 5665 | 520901 | 11 | None | None | Auto Transfer Switch in Auto - Condition Exists |
| 5666 | 520902 | 11 | Amber | Warning | Unable to Import Configuration - Condition Exists |
| 5667 | 1188 | 2 | Amber | Warning | Engine Turbocharger Wastegate Actuator 1 Position - Data Not Rational - Drifted High |
| 5668 | 1188 | 13 | Red | Stop / Shutdown | Engine Turbocharger Wastegate Actuator 1 Position - Out of Calibration |
| 5669 | 520903 | 11 | Red | Stop / Shutdown | Intake Manifold Over Pressure - Condition Exists |
| 5671 | 520904 | 11 | None | None | Cold Start Advance Solenoid Temperature Event - Condition Exists |
| 5672 | 3031 | 2 | Amber | Warning | Aftertreatment 1 Diesel Exhaust Fluid Tank Temperature - Received Network Data in Error |
| 5673 | 7697 | 3 | Amber | Warning | Aftertreatment 1 Diesel Exhaust Fluid Controller Sensor Supply Voltage - Voltage Above Normal or |

# F2500C / F2500CS / F2500W / MF2500C / MF2500CS / MF2500CL /SD2500C / SD2500CS / SD2550C / SD2550CS / SD2500W / SD2500WS - Diesel Engine Failure-Codes chart

| Fault Code | SPN | FMI | Lamp Color | SPN Description | Cumins Description |
|---|---|---|---|---|---|
| 5674 | 7697 | 4 | Amber | Warning | Aftertreatment 1 Diesel Exhaust Fluid Controller Sensor Supply Voltage - Voltage Below Normal or |
| 5675 | 5480 | 2 | Amber | Warning | Aftertreatment 1 Diesel Exhaust Fluid Controller Temperature - Data Erratic, Intermittent, or Incorrect |
| 5676 | 5480 | 3 | Amber | Warning | Aftertreatment 1 Diesel Exhaust Fluid Controller Temperature Sensor Circuit - Voltage Above Normal |
| 5677 | 5480 | 4 | Amber | Warning | Aftertreatment 1 Diesel Exhaust Fluid Controller Temperature Sensor Circuit - Voltage Below Normal |
| 5678 | 1761 | 2 | Amber | Warning | Aftertreatment 1 Diesel Exhaust Fluid Tank Level - Received Network Data in Error |
| 5679 | 4376 | 11 | Amber | Warning | Aftertreatment 1 Diesel Exhaust Fluid Return Valve - Root Cause Not Known |
| 5681 | 4334 | 10 | Amber | Warning | Aftertreatment 1 Diesel Exhaust Fluid Pressure - Abnormal Rate of Change |
| 5682 | 3470 | 2 | Amber | Warning | Engine Turbocharger Compressor Bypass Actuator 1 Position - Data Not Rational - Drifted High |
| 5683 | 3470 | 13 | Red | Stop / Shutdown | Engine Turbocharger Compressor Bypass Actuator 1 Position - Out of Calibration |
| 5684 | 6810 | 9 | Amber | Warning | Hybrid System OBD Related DTC Status - Abnormal Update Rate |
| 5685 | 6810 | 11 | Amber | Warning | Hybrid System OBD Related DTC Status - Condition Exists |
| 5686 | 1075 | 5 | Amber | Warning | Engine Electric Lift Pump for Engine Fuel Supply - Current Below Normal or Open Circuit |
| 5687 | 1075 | 6 | Amber | Warning | Engine Electric Lift Pump for Engine Fuel Supply - Current Above Normal or Grounded Circuit |
| 5688 | 520906 | 11 | Amber | Warning | Battery Fail to Charge - Condition Exists |
| 5689 | 3226 | 11 | Amber | Warning | Aftertreatment 1 Outlet NOx Sensor - Root Cause Not Known |
| 5691 | 6810 | 11 | Amber | Warning | Hybrid System OBD Related DTC Status - Root Cause Not Known |

# F2500C / F2500CS / F2500W / MF2500C / MF2500CS / MF2500CL /SD2500C / SD2500CS / SD2550C / SD2550CS / SD2500W / SD2500WS
## - Diesel Engine Failure-Codes chart

| Fault Code | SPN | FMI | Lamp Color | SPN Description | Cumins Description |
|---|---|---|---|---|---|
| 5692 | 520907 | 11 | None | None | ATS Test / Exercise is Active - Condition Exists |
| 5693 | 520908 | 11 | None | None | ATS Test / Exercise is Inactive - Condition Exists |
| 5694 | 4490 | 14 | Amber | Warning | Specific Humidity Sensor - Special Instructions |
| 5695 | 520909 | 11 | None | None | Import Configuration Successful - Condition Exists |
| 5696 | 520910 | 11 | Amber | Warning | Immobilizer ID Invalid - Condition Exists |
| 5697 | 520911 | 11 | Amber | Warning | Immobilizer Key Code Error - Condition Exists |
| 5698 | 520912 | 11 | Amber | Warning | Immobilizer No Key Error - Condition Exists |
| 5699 | 520913 | 11 | Amber | Warning | Immobilizer Lock Mode Error - Condition Exists |
| 5711 | 520914 | 11 | Amber | Warning | Aftertreatment Diesel Exhaust Fluid Replenishment Failure - Condition Exists |
| 5712 | 5394 | 11 | Amber | Warning | Aftertreatment 1 Diesel Exhaust Fluid Dosing Valve 1 - Root Cause Not Known |
| 5713 | 520915 | 11 | Amber | Warning | Dead Battery - Condition Exists |
| 5714 | 520916 | 11 | Amber | Warning | Primary Starter Failed - Condition Exists |
| 5715 | 3251 | 10 | Amber | Warning | Aftertreatment 1 Diesel Particulate Filter Differential Pressure - Abnormal Rate of Change |
| 5716 | 3610 | 10 | Amber | Warning | Aftertreatment 1 Diesel Particulate Filter Outlet Pressure - Abnormal Rate of Change |
| 5717 | 4375 | 0 | Amber | Warning | Aftertreatment 1 Diesel Exhaust Fluid Pump Drive Percentage - Data Valid But Above Normal |
| 5718 | 520917 | 11 | Amber | Warning | Memory Write Failed - Condition Exists |

# F2500C / F2500CS / F2500W / MF2500C / MF2500CS / MF2500CL /SD2500C / SD2500CS / SD2550C / SD2550CS / SD2500W / SD2500WS - Diesel Engine Failure-Codes chart

| Fault Code | SPN | FMI | Lamp Color | SPN Description | Cumins Description |
|---|---|---|---|---|---|
| 5719 | 520918 | 11 | Amber | Warning | Power Loss During Memory Save - Condition Exists |
| 5721 | 520919 | 11 | Amber | Warning | Auto Trims Memory Save Failure - Condition Exists |
| 5722 | 520920 | 11 | Red | Stop / Shutdown | Manual Trims Memory Save Failure - Condition Exists |
| 5723 | 520921 | 11 | Red | Stop / Shutdown | Paralleling Cable Not Detected - Condition Exists |
| 5724 | 3265 | 2 | Amber | Warning | Aftertreatment 2 Outlet NOx Sensor - Data Not Rational - Drifted High |
| 5725 | 7467 | 9 | Amber | Warning | Aftertreatment 2 Selective Catalytic Reduction Temperature Sensor Module - Abnormal Update Rate |
| 5726 | 7467 | 12 | Amber | Warning | Aftertreatment 2 Selective Catalytic Reduction Temperature Sensor Module - Bad Intelligent Device |
| 5727 | 7467 | 3 | Amber | Warning | Aftertreatment 2 Selective Catalytic Reduction Temperature Sensor Module - Voltage Above Normal |
| 5728 | 7467 | 4 | Amber | Warning | Aftertreatment 2 Selective Catalytic Reduction Temperature Sensor Module - Voltage Below Normal |
| 5729 | 7467 | 0 | Amber | Warning | Aftertreatment 2 Selective Catalytic Reduction Temperature Sensor Module - Data Valid But Above |
| 5731 | 7467 | 11 | Amber | Warning | Aftertreatment 2 Selective Catalytic Reduction Temperature Sensor Module - Root Cause Not Known |
| 5732 | 520924 | 11 | Amber | Warning | Alternator Auto Lube System Failed - Condition Exists |
| 5733 | 520925 | 11 | Amber | Warning | DC Prelube System Failed - Condition Exists |
| 5734 | 6051 | 3 | Amber | Warning | Switched Output #1 - Voltage Above Normal or Shorted to High Source |
| 5735 | 6051 | 4 | Amber | Warning | Switched Output #1 - Voltage Below Normal or Shorted to Low Source |
| 5736 | 6050 | 3 | Amber | Warning | Switched Output #2 - Voltage Above Normal or Shorted to High Source |

# F2500C / F2500CS / F2500W / MF2500C / MF2500CS / MF2500CL /SD2500C / SD2500CS / SD2550C / SD2550CS / SD2500W / SD2500WS - Diesel Engine Failure-Codes chart

| Fault Code | SPN | FMI | Lamp Color | SPN Description | Cumins Description |
|---|---|---|---|---|---|
| 5737 | 6050 | 4 | Amber | Warning | Switched Output #2 - Voltage Below Normal or Shorted to Low Source |
| 5738 | 5483 | 2 | Amber | Warning | Engine Turbocharger 1 Turbine Bypass Actuator 1 Position - Data Erratic, Intermittent, or Incorrect |
| 5739 | 5483 | 13 | Amber | Warning | Engine Turbocharger 1 Turbine Bypass Actuator 1 Position - Out of Calibration |
| 5741 | 5483 | 11 | Amber | Warning | Engine Turbocharger 1 Turbine Bypass Actuator 1 Position - Root Cause Not Known |
| 5742 | 5483 | 14 | Amber | Warning | Engine Turbocharger 1 Turbine Bypass Actuator 1 Position - Special Instructions |
| 5743 | 520926 | 3 | Amber | Warning | Engine Gas Control Valve Intake Pressure 3 Sensor Circuit - Voltage Above Normal or Shorted to |
| 5744 | 520926 | 4 | Amber | Warning | Engine Gas Control Valve Intake Pressure 3 Sensor Circuit - Voltage Below Normal or Shorted to |
| 5745 | 520927 | 3 | Amber | Warning | Engine Gas Control Valve Intake Pressure 4 Sensor Circuit - Voltage Above Normal or Shorted to |
| 5746 | 520927 | 4 | Amber | Warning | Engine Gas Control Valve Intake Pressure 4 Sensor Circuit - Voltage Below Normal or Shorted to |
| 5747 | 7458 | 11 | Amber | Warning | Aftertreatment 1 Diesel Exhaust Fluid Dosing Unit 2 Input Lines - Condition Exists |
| 5748 | 7457 | 3 | Amber | Warning | Aftertreatment 1 Diesel Exhaust Fluid Dosing Unit 2 Circuit - Voltage Above Normal or Shorted to |
| 5749 | 7457 | 4 | Amber | Warning | Aftertreatment 1 Diesel Exhaust Fluid Dosing Unit 2 Circuit - Voltage Below Normal or Shorted to Low |
| 5751 | 6324 | 5 | Amber | Warning | Aftertreatment 1 Diesel Exhaust Fluid Dosing Valve 2 Circuit - Current Below Normal or Open Circuit |
| 5752 | 7459 | 3 | Amber | Warning | Aftertreatment 1 Diesel Exhaust Fluid Pressure 2 Sensor Circuit - Voltage Above Normal or Shorted |
| 5753 | 7459 | 4 | Amber | Warning | Aftertreatment 1 Diesel Exhaust Fluid Pressure 2 Sensor Circuit - Voltage Below Normal or Shorted |
| 5754 | 7459 | 5 | Amber | Warning | Aftertreatment 1 Diesel Exhaust Fluid Pressure 2 Sensor Circuit - Current Below Normal or Open |

# F2500C / F2500CS / F2500W / MF2500C / MF2500CS / MF2500CL /SD2500C / SD2500CS / SD2550C / SD2550CS / SD2500W / SD2500WS - Diesel Engine Failure-Codes chart

| Fault Code | SPN | FMI | Lamp Color | SPN Description | Cumins Description |
|---|---|---|---|---|---|
| 5755 | 7459 | 1 | Amber | Warning | Aftertreatment 1 Diesel Exhaust Fluid Pressure 2 - Data Valid But Below Normal Operating Range - |
| 5756 | 7459 | 0 | Amber | Warning | Aftertreatment 1 Diesel Exhaust Fluid Pressure 2 - Data Valid But Above Normal Operating Range - |
| 5757 | 7459 | 2 | Amber | Warning | Aftertreatment 1 Diesel Exhaust Fluid Pressure 2 - Data Erratic, Intermittent, or Incorrect |
| 5758 | 7460 | 3 | Amber | Warning | Aftertreatment 1 Diesel Exhaust Fluid Dosing 2 Temperature Sensor Circuit - Voltage Above Normal |
| 5759 | 7460 | 4 | Amber | Warning | Aftertreatment 1 Diesel Exhaust Fluid Dosing 2 Temperature Sensor Circuit - Voltage Below Normal |
| 5761 | 7460 | 2 | Amber | Warning | Aftertreatment 1 Diesel Exhaust Fluid Dosing 2 Temperature - Data Erratic, Intermittent, or Incorrect |
| 5762 | 7461 | 3 | Amber | Warning | Aftertreatment 1 Diesel Exhaust Fluid Pump 2 Motor Speed Circuit - Voltage Above Normal or |
| 5763 | 7461 | 4 | Amber | Warning | Aftertreatment 1 Diesel Exhaust Fluid Pump 2 Motor Speed Circuit - Voltage Below Normal or |
| 5764 | 7460 | 0 | Amber | Warning | Aftertreatment 1 Diesel Exhaust Fluid Dosing 2 Temperature - Data Valid But Above Normal |
| 5765 | 6327 | 3 | Amber | Warning | Aftertreatment 1 Diesel Exhaust Fluid Dosing Valve 2 Heater Circuit - Voltage Above Normal or |
| 5766 | 6327 | 4 | Amber | Warning | Aftertreatment 1 Diesel Exhaust Fluid Dosing Valve 2 Heater Circuit - Voltage Below Normal or |
| 5767 | 7463 | 11 | Amber | Warning | Aftertreatment 2 Diesel Exhaust Fluid Dosing Unit 2 Input Lines - Condition Exists |
| 5768 | 7462 | 3 | Amber | Warning | Aftertreatment 2 Diesel Exhaust Fluid Dosing Unit 2 Circuit - Voltage Above Normal or Shorted to |
| 5769 | 7462 | 4 | Amber | Warning | Aftertreatment 2 Diesel Exhaust Fluid Dosing Unit 2 Circuit - Voltage Below Normal or Shorted to Low |
| 5771 | 6325 | 5 | Amber | Warning | Aftertreatment 2 Diesel Exhaust Fluid Dosing Valve 2 Circuit - Current Below Normal or Open Circuit |
| 5772 | 7464 | 3 | Amber | Warning | Aftertreatment 2 Diesel Exhaust Fluid Pressure 2 Sensor Circuit - Voltage Above Normal or Shorted |

# F2500C / F2500CS / F2500W / MF2500C / MF2500CS / MF2500CL /SD2500C / SD2500CS / SD2550C / SD2550CS / SD2500W / SD2500WS
## - Diesel Engine Failure-Codes chart

| Fault Code | SPN | FMI | Lamp Color | SPN Description | Cumins Description |
|---|---|---|---|---|---|
| 5773 | 7464 | 4 | Amber | Warning | Aftertreatment 2 Diesel Exhaust Fluid Pressure 2 Sensor Circuit - Voltage Below Normal or Shorted |
| 5774 | 7464 | 5 | Amber | Warning | Aftertreatment 2 Diesel Exhaust Fluid Pressure 2 Sensor Circuit - Current Below Normal or Open |
| 5775 | 7464 | 1 | Amber | Warning | Aftertreatment 2 Diesel Exhaust Fluid Pressure 2 - Data Valid But Below Normal Operating Range - |
| 5776 | 7464 | 0 | Amber | Warning | Aftertreatment 2 Diesel Exhaust Fluid Pressure 2 - Data Valid But Above Normal Operating Range - |
| 5777 | 7464 | 2 | Amber | Warning | Aftertreatment 2 Diesel Exhaust Fluid Pressure 2 - Data Erratic, Intermittent, or Incorrect |
| 5778 | 7465 | 3 | Amber | Warning | Aftertreatment 2 Diesel Exhaust Fluid Dosing 2 Temperature Sensor Circuit - Voltage Above Normal |
| 5779 | 7465 | 4 | Amber | Warning | Aftertreatment 2 Diesel Exhaust Fluid Dosing 2 Temperature Sensor Circuit - Voltage Below Normal |
| 5781 | 7465 | 2 | Amber | Warning | Aftertreatment 2 Diesel Exhaust Fluid Dosing 2 Temperature - Data Erratic, Intermittent, or Incorrect |
| 5782 | 7466 | 3 | Amber | Warning | Aftertreatment 2 Diesel Exhaust Fluid Pump 2 Motor Speed Circuit - Voltage Above Normal or |
| 5783 | 7466 | 4 | Amber | Warning | Aftertreatment 2 Diesel Exhaust Fluid Pump 2 Motor Speed Circuit - Voltage Below Normal or |
| 5784 | 7465 | 0 | Amber | Warning | Aftertreatment 2 Diesel Exhaust Fluid Dosing 2 Temperature - Data Valid But Above Normal |
| 5785 | 6329 | 3 | Amber | Warning | Aftertreatment 2 Diesel Exhaust Fluid Dosing Valve 2 Heater Circuit - Voltage Above Normal or |
| 5786 | 6329 | 4 | Amber | Warning | Aftertreatment 2 Diesel Exhaust Fluid Dosing Valve 2 Heater Circuit - Voltage Below Normal or |
| 5787 | 1686 | 9 | Amber | Warning | Cab Heating Request - Abnormal Update Rate |
| 5788 | 520938 | 11 | Amber | Warning | Engine Witness Test Abort - Condition Exists |
| 5789 | 1155 | 0 | Red | Stop / Shutdown | Exhaust Gas Temperature Cylinder 19 (A10) - Data Valid But Above Normal Operating Range - Most |

# F2500C / F2500CS / F2500W / MF2500C / MF2500CS / MF2500CL /SD2500C / SD2500CS / SD2550C / SD2550CS / SD2500W / SD2500WS
## - Diesel Engine Failure-Codes chart

| Fault Code | SPN | FMI | Lamp Color | SPN Description | Cumins Description |
|---|---|---|---|---|---|
| 5791 | 1156 | 0 | Red | Stop / Shutdown | Exhaust Gas Temperature Cylinder 20 (B10) - Data Valid But Above Normal Operating Range - Most |
| 5792 | 7321 | 4 | Amber | Warning | Aftertreatment 1 Particulate Sensor Heater High Side Driver Circuit - Voltage Below Normal or |
| 5793 | 7323 | 3 | Amber | Warning | Aftertreatment 1 Particulate Sensor Heater Low Side Driver Circuit - Voltage Above Normal or |
| 5794 | 7483 | 3 | Amber | Warning | Aftertreatment 1 Diesel Exhaust Fluid Dosing Unit 3 Circuit - Voltage Above Normal or Shorted to |
| 5795 | 7483 | 4 | Amber | Warning | Aftertreatment 1 Diesel Exhaust Fluid Dosing Unit 3 Circuit - Voltage Below Normal or Shorted to Low |
| 5796 | 7486 | 3 | Amber | Warning | Aftertreatment 1 Diesel Exhaust Fluid Doser 3 Temperature Sensor Circuit - Voltage Above Normal or |
| 5797 | 7486 | 4 | Amber | Warning | Aftertreatment 1 Diesel Exhaust Fluid Doser 3 Temperature Sensor Circuit - Voltage Below Normal or |
| 5798 | 7485 | 3 | Amber | Warning | Aftertreatment 1 Diesel Exhaust Fluid Pressure 3 Sensor Circuit - Voltage Above Normal or Shorted |
| 5799 | 7485 | 4 | Amber | Warning | Aftertreatment 1 Diesel Exhaust Fluid Pressure 3 Sensor Circuit - Voltage Below Normal or Shorted |
| 5811 | 7487 | 3 | Amber | Warning | Aftertreatment 1 Diesel Exhaust Fluid Pump 3 Motor Speed Circuit - Voltage Above Normal or |
| 5812 | 7487 | 4 | Amber | Warning | Aftertreatment 1 Diesel Exhaust Fluid Pump 3 Motor Speed Circuit - Voltage Below Normal or |
| 5813 | 7484 | 11 | Amber | Warning | Aftertreatment 1 Diesel Exhaust Fluid Dosing Unit 3 Input Lines - Condition Exists |
| 5814 | 7485 | 1 | Amber | Warning | Aftertreatment 1 Diesel Exhaust Fluid Pressure 3 - Data Valid But Below Normal Operating Range - |
| 5815 | 7485 | 0 | Amber | Warning | Aftertreatment 1 Diesel Exhaust Fluid Pressure 3 - Data Valid But Above Normal Operating Range - |
| 5816 | 7485 | 2 | Amber | Warning | Aftertreatment 1 Diesel Exhaust Fluid Pressure 3 - Data Erratic, Intermittent, or Incorrect |
| 5817 | 7488 | 5 | Amber | Warning | Aftertreatment 1 Diesel Exhaust Fluid Dosing Valve 3 - Current Below Normal or Open Circuit |

# F2500C / F2500CS / F2500W / MF2500C / MF2500CS / MF2500CL /SD2500C / SD2500CS / SD2550C / SD2550CS / SD2500W / SD2500WS
## - Diesel Engine Failure-Codes chart

| Fault Code | SPN | FMI | Lamp Color | SPN Description | Cumins Description |
|---|---|---|---|---|---|
| 5818 | 7485 | 5 | Amber | Warning | Aftertreatment 1 Diesel Exhaust Fluid Pressure 3 Sensor Circuit - Current Below Normal or Open |
| 5819 | 7489 | 3 | Amber | Warning | Aftertreatment 2 Diesel Exhaust Fluid Dosing Unit 3 Circuit - Voltage Above Normal or Shorted to |
| 5821 | 7489 | 4 | Amber | Warning | Aftertreatment 2 Diesel Exhaust Fluid Dosing Unit 3 Circuit - Voltage Below Normal or Shorted to Low |
| 5822 | 7492 | 3 | Amber | Warning | Aftertreatment 2 Diesel Exhaust Fluid Doser 3 Temperature Sensor Circuit - Voltage Above Normal or |
| 5823 | 7492 | 4 | Amber | Warning | Aftertreatment 2 Diesel Exhaust Fluid Doser 3 Temperature Sensor Circuit - Voltage Below Normal or |
| 5824 | 7491 | 3 | Amber | Warning | Aftertreatment 2 Diesel Exhaust Fluid Pressure 3 Sensor Circuit - Voltage Above Normal or Shorted |
| 5825 | 7491 | 4 | Amber | Warning | Aftertreatment 2 Diesel Exhaust Fluid Pressure 3 Sensor Circuit - Voltage Below Normal or Shorted |
| 5826 | 7493 | 3 | Amber | Warning | Aftertreatment 2 Diesel Exhaust Fluid Pump 3 Motor Speed Circuit - Voltage Above Normal or |
| 5827 | 7493 | 4 | Amber | Warning | Aftertreatment 2 Diesel Exhaust Fluid Pump 3 Motor Speed Circuit - Voltage Below Normal or |
| 5828 | 7490 | 11 | Amber | Warning | Aftertreatment 2 Diesel Exhaust Fluid Dosing Unit 3 Input Lines - Condition Exists |
| 5829 | 7491 | 1 | Amber | Warning | Aftertreatment 2 Diesel Exhaust Fluid Pressure 3 - Data Valid But Below Normal Operating Range - |
| 5831 | 7491 | 0 | Amber | Warning | Aftertreatment 2 Diesel Exhaust Fluid Pressure 3 - Data Valid But Above Normal Operating Range - |
| 5832 | 7491 | 2 | Amber | Warning | Aftertreatment 2 Diesel Exhaust Fluid Pressure 3 - Data Erratic, Intermittent, or Incorrect |
| 5833 | 7494 | 5 | Amber | Warning | Aftertreatment 2 Diesel Exhaust Fluid Dosing Valve 3 Circuit - Current Below Normal or Open Circuit |
| 5834 | 7491 | 5 | Amber | Warning | Aftertreatment 2 Diesel Exhaust Fluid Pressure 3 Sensor Circuit - Current Below Normal or Open |
| 5835 | 520951 | 3 | Red | Stop / Shutdown | Propane Methane Spark Timing Adjustment Current Driver - Voltage Above Normal or Shorted to |

# F2500C / F2500CS / F2500W / MF2500C / MF2500CS / MF2500CL /SD2500C / SD2500CS / SD2550C / SD2550CS / SD2500W / SD2500WS
## - Diesel Engine Failure-Codes chart

| Fault Code | SPN | FMI | Lamp Color | SPN Description | Cumins Description |
|---|---|---|---|---|---|
| 5836 | 520951 | 4 | Red | Stop / Shutdown | Propane Methane Spark Timing Adjustment Current Driver - Voltage Below Normal or Shorted to Low |
| 5837 | 5835 | 2 | Amber | Warning | Aftertreatment 1 Particulate Sensor - Data Not Rational - Drifted Low |
| 5838 | 5717 | 10 | Amber | Warning | Aftertreatment 1 Outlet NOx Sensor Self-Diagnosis - Abnormal Rate of Change |
| 5839 | 521400 | 11 | Red | Stop / Shutdown | No Start - Condition Exists |
| 5841 | 521410 | 11 | Red | Stop / Shutdown | No Charge - Condition Exists |
| 5842 | 521472 | 6 | Red | Stop / Shutdown | DC Power Circuit - Current Above Normal or Grounded Circuit |
| 5843 | 521472 | 3 | Red | Stop / Shutdown | DC Power Circuit - Voltage Above Normal or Shorted to High Source |
| 5844 | 521472 | 4 | Amber | Warning | DC Power Circuit - Voltage Below Normal or Shorted to Low Source |
| 5845 | 521482 | 6 | Red | Stop / Shutdown | High Voltage Circuit - Current Above Normal or Grounded Circuit |
| 5846 | 521482 | 3 | Red | Stop / Shutdown | High Voltage Circuit - Voltage Above Normal or Shorted to High Source |
| 5847 | 521482 | 4 | Amber | Warning | High Voltage Circuit - Voltage Below Normal or Shorted to Low Source |
| 5848 | 521492 | 6 | Amber | Warning | Convenience Power Circuit - Current Above Normal or Grounded Circuit |
| 5849 | 521492 | 3 | Red | Stop / Shutdown | Convenience Power Circuit - Voltage Above Normal or Shorted to High Source |
| 5851 | 521492 | 4 | Amber | Warning | Convenience Power Circuit - Voltage Below Normal or Shorted to Low Source |
| 5852 | 521501 | 11 | Amber | Warning | ISG Overtemperature Warning - Condition Exists |
| 5853 | 521501 | 11 | Red | Stop / Shutdown | ISG Overtemperature - Condition Exists |

# F2500C / F2500CS / F2500W / MF2500C / MF2500CS / MF2500CL /SD2500C / SD2500CS / SD2550C / SD2550CS / SD2500W / SD2500WS
## - Diesel Engine Failure-Codes chart

| Fault Code | SPN | FMI | Lamp Color | SPN Description | Cumins Description |
|---|---|---|---|---|---|
| 5854 | 521502 | 11 | Amber | Warning | PCU Overtemperature Warning - Condition Exists |
| 5855 | 521502 | 11 | Red | Stop / Shutdown | PCU Overtemperature - Condition Exists |
| 5856 | 521504 | 11 | Red | Stop / Shutdown | ISG Position System Fault - Condition Exists |
| 5857 | 521505 | 9 | Amber | Warning | ISG Communications - Abnormal Update Rate |
| 5858 | 521510 | 11 | Red | Stop / Shutdown | Emergency Stop - Condition Exists |
| 5859 | 521511 | 11 | Red | Stop / Shutdown | PCU Component Failure - Condition Exists |
| 5861 | 521512 | 11 | Red | Stop / Shutdown | ISG Component Failure - Condition Exists |
| 5862 | 7029 | 3 | Amber | Warning | Engine Diesel Fuel Metering Valve Position Sensor Circuit - Voltage Above Normal or Shorted to |
| 5863 | 7029 | 4 | Amber | Warning | Engine Diesel Fuel Metering Valve Position Sensor Circuit - Voltage Below Normal or Shorted to Low |
| 5864 | 4375 | 3 | Amber | Warning | Aftertreatment 1 Diesel Exhaust Fluid Pump Command Circuit - Voltage Above Normal or Shorted to |
| 5865 | 4375 | 4 | Amber | Warning | Aftertreatment 1 Diesel Exhaust Fluid Pump Command Circuit - Voltage Below Normal or Shorted to |
| 5866 | 520953 | 3 | Amber | Warning | Aftertreatment Diesel Exhaust Fluid Dosing Unit Relay Feedback - Voltage Above Normal or Shorted |
| 5867 | 520953 | 4 | Amber | Warning | Aftertreatment Diesel Exhaust Fluid Dosing Unit Relay Feedback - Voltage Below Normal or Shorted |
| 5868 | 4339 | 7 | Amber | Warning | Aftertreatment 1 SCR Feedback Control Status - Mechanical System Not Responding or Out of |
| 5869 | 520954 | 11 | Amber | Warning | Shutdown Fault on Network - Condition Exists |
| 5871 | 1204 | 1 | Amber | Warning | Electrical Load, Failure to Meet Load and/or Speed Demand - Data Valid But Below Normal |

# F2500C / F2500CS / F2500W / MF2500C / MF2500CS / MF2500CL /SD2500C / SD2500CS / SD2550C / SD2550CS / SD2500W / SD2500WS
## - Diesel Engine Failure-Codes chart

| Fault Code | SPN | FMI | Lamp Color | SPN Description | Cumins Description |
|---|---|---|---|---|---|
| 5872 | 3696 | 3 | Amber | Warning | Aftertreatment Regeneration Force Switch - Voltage Above Normal or Shorted to High Source |
| 5873 | 3696 | 4 | Amber | Warning | Aftertreatment Regeneration Force Switch - Voltage Below Normal or Shorted to Low Source |
| 5874 | 630 | 11 | Amber | Warning | Engine Control Module Calibration Memory (ROM) Corruption - Root Cause Not Known |
| 5875 | 1484 | 0 | Red | Stop / Shutdown | Other ECUs Have Reported Diagnostic Trouble Codes Affecting Operation - Data Valid But Above |
| 5876 | 1484 | 0 | Amber | Warning | Other ECUs Have Reported Diagnostic Trouble Codes Affecting Operation - Data Valid But Above |
| 5877 | 1484 | 0 | Maintenance | Maintenance | Other ECUs Have Reported Diagnostic Trouble Codes Affecting Operation - Data Valid But Above |
| 5878 | 159 | 2 | Amber | Warning | Gas Supply Pressure (Regulated) - Data Erratic, Intermittent, or Incorrect |
| 5879 | 3464 | 3 | Amber | Warning | Electronic Throttle Control Actuator Driver Circuit - Voltage Above Normal or Shorted to High Source |
| 5881 | 3464 | 4 | Amber | Warning | Electronic Throttle Control Actuator Driver Circuit - Voltage Below Normal or Shorted to Low Source |
| 5882 | 3464 | 7 | Amber | Warning | Electronic Throttle Control Actuator - Mechanical System Not Responding or Out of Adjustment |
| 5883 | 520955 | 11 | Amber | Warning | Analog Data Processing Support Malfunction Detected - Condition Exists |
| 5884 | 520956 | 11 | Amber | Warning | Internal Monitor Processor Performance - Monitor Support Malfunction Detected - Condition Exists |
| 5885 | 520957 | 11 | Amber | Warning | Torque Fueling Performance Beyond Design Limits - Condition Exists |
| 5886 | 520958 | 11 | Amber | Warning | Oil Heater System Failed - Condition Exists |
| 5887 | 7934 | 0 | Maintenance | Maintenance | Aftertreatment 1 SCR System Hydrocarbon - Data Valid But Above Normal Operating Range - Least |
| 5888 | 7934 | 0 | Amber | Warning | Aftertreatment 1 SCR System Hydrocarbon - Data Valid But Above Normal Operating Range - |

# F2500C / F2500CS / F2500W / MF2500C / MF2500CS / MF2500CL /SD2500C / SD2500CS / SD2550C / SD2550CS / SD2500W / SD2500WS
## - Diesel Engine Failure-Codes chart

| Fault Code | SPN | FMI | Lamp Color | SPN Description | Cumins Description |
|---|---|---|---|---|---|
| 5889 | 7934 | 0 | Red | Stop / Shutdown | Aftertreatment 1 SCR System Hydrocarbon - Data Valid But Above Normal Operating Range - Most |
| 5891 | 7935 | 0 | Maintenance | Maintenance | Aftertreatment 2 SCR System Hydrocarbon - Data Valid But Above Normal Operating Range - Least |
| 5892 | 7935 | 0 | Amber | Warning | Aftertreatment 2 SCR System Hydrocarbon - Data Valid But Above Normal Operating Range - |
| 5893 | 7935 | 0 | Red | Stop / Shutdown | Aftertreatment 2 SCR System Hydrocarbon - Data Valid But Above Normal Operating Range - Most |
| 5894 | 520961 | 2 | Amber | Warning | Electronic Stability Control - Received Network Data in Error |
| 5895 | 1323 | 11 | Amber | Warning | Engine Misfire Cylinder #1 - Root Cause Not Known |
| 5896 | 1324 | 11 | Amber | Warning | Engine Misfire Cylinder #2 - Root Cause Not Known |
| 5897 | 1325 | 11 | Amber | Warning | Engine Misfire Cylinder #3 - Root Cause Not Known |
| 5898 | 1326 | 11 | Amber | Warning | Engine Misfire Cylinder #4 - Root Cause Not Known |
| 5899 | 1327 | 11 | Amber | Warning | Engine Misfire Cylinder #5 - Root Cause Not Known |
| 5911 | 1328 | 11 | Amber | Warning | Engine Misfire Cylinder #6 - Root Cause Not Known |
| 5912 | 1329 | 11 | Amber | Warning | Engine Misfire Cylinder #7 - Root Cause Not Known |
| 5913 | 1330 | 11 | Amber | Warning | Engine Misfire Cylinder #8 - Root Cause Not Known |
| 5914 | 1322 | 11 | Amber | Warning | Engine Misfire for Multiple Cylinders - Root Cause Not Known |
| 5915 | 1292 | 9 | Red | Stop / Shutdown | Engine Ignition Control Module #1 - Abnormal Update Rate |
| 5916 | 1293 | 9 | Red | Stop / Shutdown | Engine Ignition Control Module #2 - Abnormal Update Rate |

# F2500C / F2500CS / F2500W / MF2500C / MF2500CS / MF2500CL /SD2500C / SD2500CS / SD2550C / SD2550CS / SD2500W / SD2500WS - Diesel Engine Failure-Codes chart

| Fault Code | SPN | FMI | Lamp Color | SPN Description | Cumins Description |
|---|---|---|---|---|---|
| 5917 | 1292 | 11 | Amber | Warning | Engine Ignition Control Module #1 - Root Cause Not Known |
| 5918 | 1293 | 11 | Amber | Warning | Engine Ignition Control Module #2 - Root Cause Not Known |
| 5919 | 520962 | 0 | None | None | Engine Injector Metering Rail 1 Operating Zone 1 Pressure - Data Valid But Above Normal Operating |
| 5921 | 520962 | 1 | None | None | Engine Injector Metering Rail 1 Operating Zone 1 Pressure - Data Valid But Below Normal Operating |
| 5922 | 520963 | 0 | None | None | Engine Injector Metering Rail 1 Operating Zone 2 Pressure - Data Valid But Above Normal Operating |
| 5923 | 520963 | 1 | None | None | Engine Injector Metering Rail 1 Operating Zone 2 Pressure - Data Valid But Below Normal Operating |
| 5924 | 520964 | 0 | None | None | Engine Injector Metering Rail 1 Operating Zone 3 Pressure - Data Valid But Above Normal Operating |
| 5925 | 520964 | 1 | None | None | Engine Injector Metering Rail 1 Operating Zone 3 Pressure - Data Valid But Below Normal Operating |
| 5926 | 520965 | 0 | None | None | Engine Injector Metering Rail 1 Operating Zone 4 Pressure - Data Valid But Above Normal Operating |
| 5927 | 520965 | 1 | None | None | Engine Injector Metering Rail 1 Operating Zone 4 Pressure - Data Valid But Below Normal Operating |
| 5928 | 520966 | 0 | None | None | Engine Injector Metering Rail 1 Operating Zone 5 Pressure - Data Valid But Above Normal Operating |
| 5929 | 520966 | 1 | None | None | Engine Injector Metering Rail 1 Operating Zone 5 Pressure - Data Valid But Below Normal Operating |
| 5931 | 520967 | 0 | None | None | Engine Fuel Leakage at Shutdown - Data Valid But Above Normal Operating Range - Moderately |
| 5932 | 6301 | 0 | Maintenance | Maintenance | Water in Fuel Indicator 2 - Data Valid But Above Normal Operating Range - Least Severe Level |
| 5933 | 3256 | 2 | Amber | Warning | Aftertreatment 2 Intake Oxygen - Data Erratic, Intermittent, or Incorrect |
| 5934 | 3256 | 4 | Amber | Warning | Aftertreatment 2 Intake Oxygen Sensor Circuit - Voltage Below Normal or Shorted to Low Source |

# F2500C / F2500CS / F2500W / MF2500C / MF2500CS / MF2500CL /SD2500C / SD2500CS / SD2550C / SD2550CS / SD2500W / SD2500WS
## - Diesel Engine Failure-Codes chart

| Fault Code | SPN | FMI | Lamp Color | SPN Description | Cumins Description |
|---|---|---|---|---|---|
| 5935 | 4334 | 7 | Amber | Warning | Aftertreatment 1 Diesel Exhaust Fluid Pressure - Mechanical System Not Responding or Out of |
| 5936 | 4334 | 0 | Amber | Warning | Aftertreatment 1 Diesel Exhaust Fluid Pressure - Data Valid But Above Normal Operating Range - |
| 5937 | 3251 | 9 | Amber | Warning | Aftertreatment 1 Diesel Particulate Filter Differential Pressure - Abnormal Update Rate |
| 5938 | 3750 | 14 | Amber | Warning | Aftertreatment 1 Diesel Particulate Filter Conditions Not Met for Active Regeneration - Special |
| 5939 | 520968 | 9 | Amber | Warning | Machine Constrained Operation - Abnormal Update Rate |
| 5941 | 520968 | 2 | None | None | Machine Constrained Operation - Received Network Data in Error |
| 5942 | 520969 | 11 | Amber | Warning | Invalid Data Received From Anti-Lock Brake System (ABS) Control Module - Condition Exists |
| 5943 | 103 | 7 | Amber | Warning | Engine Turbocharger 1 Speed - Mechanical System Not Responding or Out of Adjustment |
| 5944 | 1319 | 0 | Amber | Warning | Engine Intake Manifold Pressure Bank Imbalance - Data Valid But Above Normal Operating Range - |
| 5945 | 1319 | 0 | Red | Stop / Shutdown | Engine Intake Manifold Pressure Bank Imbalance - Data Valid But Above Normal Operating Range - |
| 5946 | 177 | 0 | Amber | Warning | Transmission (or Gearbox) Oil Temperature - Data Valid But Above Normal Operating Range - |
| 5947 | 1380 | 0 | Amber | Warning | Engine Oil Level Remote Reservoir - Data Valid But Above Normal Operating Range - Moderately |
| 5948 | 633 | 0 | Red | Stop / Shutdown | Engine Fuel Actuator Control - Data Valid But Above Normal Operating Range - Moderately Severe |
| 5949 | 1231 | 14 | Red | Stop / Shutdown | SAE J1939 Data Link 2 Engine Network - Special Instructions |
| 5951 | 2631 | 2 | Amber | Warning | Engine Charge Air Cooler Outlet Pressure - Data Erratic, Intermittent, or Incorrect |
| 5952 | 2631 | 3 | Amber | Warning | Engine Charge Air Cooler Outlet Pressure - Voltage Above Normal or Shorted to High Source |

# F2500C / F2500CS / F2500W / MF2500C / MF2500CS / MF2500CL /SD2500C / SD2500CS / SD2550C / SD2550CS / SD2500W / SD2500WS
## - Diesel Engine Failure-Codes chart

| Fault Code | SPN | FMI | Lamp Color | SPN Description | Cumins Description |
|---|---|---|---|---|---|
| 5953 | 2631 | 4 | Amber | Warning | Engine Charge Air Cooler Outlet Pressure - Voltage Below Normal or Shorted to Low Source |
| 5954 | 855 | 0 | Amber | Warning | Glow Plug Heater #2 - Data Valid But Above Normal Operating Range - Moderately Severe Level |
| 5955 | 855 | 1 | Amber | Warning | Glow Plug Heater #2 - Data Valid But Below Normal Operating Range - Moderately Severe Level |
| 5956 | 855 | 7 | Amber | Warning | Glow Plug Heater #2 - Mechanical System Not Responding or Out of Adjustment |
| 5957 | 3468 | 1 | Amber | Warning | Engine Fuel Temperature 2 - Data Valid But Below Normal Operating Range - Least Severe Level |
| 5958 | 3468 | 1 | Amber | Warning | Engine Fuel Temperature 2 - Data Valid But Below Normal Operating Range - Moderately Severe |
| 5959 | 3468 | 1 | Amber | Warning | Engine Fuel Temperature 2 - Data Valid But Below Normal Operating Range - Most Severe Level |
| 5961 | 3468 | 2 | Amber | Warning | Engine Fuel Temperature 2 - Data Erratic, Intermittent, or Incorrect |
| 5962 | 3468 | 2 | Amber | Warning | Engine Fuel Temperature 2 - Data Not Rational - Drifted High |
| 5963 | 3468 | 2 | Amber | Warning | Engine Fuel Temperature 2 - Data Not Rational - Drifted Low |
| 5964 | 444 | 2 | Red | Stop / Shutdown | Battery 2 Voltage - Data Erratic, Intermittent, or Incorrect |
| 5965 | 444 | 2 | Red | Stop / Shutdown | Battery 2 Voltage - Data Not Rational - Drifted High |
| 5966 | 100 | 0 | Amber | Warning | Engine Oil Rifle Pressure - Data Valid But Above Normal Operating Range - Least Severe Level |
| 5967 | 175 | 0 | Amber | Warning | Engine Oil Temperature - Data Valid But Above Normal Operating Range - Least Severe Level |
| 5968 | 175 | 1 | Amber | Warning | Engine Oil Temperature - Data Valid But Below Normal Operating Range - Least Severe Level |
| 5969 | 91 | 0 | Amber | Warning | Accelerator Pedal Position 1 - Data Valid But Above Normal Operating Range - Moderately Severe |

# F2500C / F2500CS / F2500W / MF2500C / MF2500CS / MF2500CL /SD2500C / SD2500CS / SD2550C / SD2550CS / SD2500W / SD2500WS
## - Diesel Engine Failure-Codes chart

| Fault Code | SPN | FMI | Lamp Color | SPN Description | Cumins Description |
|---|---|---|---|---|---|
| 5971 | 91 | 1 | Amber | Warning | Accelerator Pedal Position 1 - Data Valid But Below Normal Operating Range - Moderately Severe |
| 5972 | 558 | 7 | Amber | Warning | Accelerator Pedal or Lever Idle Validation Switch - Mechanical System Not Responding or Out of |
| 5973 | 5285 | 7 | Amber | Warning | Engine Charge Air Cooler Efficiency - Mechanical System Not Responding or Out of Adjustment |
| 5974 | 1620 | 5 | Amber | Warning | Tachograph Circuit - Current Below Normal or Open Circuit |
| 5975 | 5100 | 5 | Amber | Warning | Engine Coolant Temperature High Lamp Circuit - Current Below Normal or Open Circuit |
| 5976 | 5081 | 5 | Amber | Warning | Engine Brake Active Lamp Command Circuit - Current Below Normal or Open Circuit |
| 5977 | 977 | 5 | Amber | Warning | Fan Drive Circuit - Current Below Normal or Open Circuit |
| 5978 | 1557 | 5 | Amber | Warning | Fan 2 Drive Circuit - Current Below Normal or Open Circuit |
| 5979 | 3353 | 5 | Amber | Warning | Alternator 1 Status - Current Below Normal or Open Circuit |
| 5981 | 96 | 5 | Amber | Warning | Fuel Level 1 Sensor Circuit - Current Below Normal or Open Circuit |
| 5982 | 1213 | 5 | Amber | Warning | Malfunction Indicator Lamp Circuit - Current Below Normal or Open Circuit |
| 5983 | 527 | 5 | Amber | Warning | Cruise Control Lamp Circuit - Current Below Normal or Open Circuit |
| 5984 | 2648 | 5 | Amber | Warning | Maintenance Lamp Circuit - Current Below Normal or Open Circuit |
| 5985 | 623 | 5 | Amber | Warning | Red Stop Lamp Driver Circuit - Current Below Normal or Open Circuit |
| 5986 | 110 | 10 | Amber | Warning | Engine Coolant Temperature - Abnormal Rate of Change |
| 5987 | 512 | 7 | Amber | Warning | Driver's Demand Engine - Percent Torque - Mechanical System Not Responding or Out of |

# F2500C / F2500CS / F2500W / MF2500C / MF2500CS / MF2500CL /SD2500C / SD2500CS / SD2550C / SD2550CS / SD2500W / SD2500WS
## - Diesel Engine Failure-Codes chart

| Fault Code | SPN | FMI | Lamp Color | SPN Description | Cumins Description |
|---|---|---|---|---|---|
| 5988 | 695 | 7 | Amber | Warning | Engine Override Control Mode - Mechanical System Not Responding or Out of Adjustment |
| 5989 | 102 | 2 | Amber | Warning | Intake Manifold 1 Pressure - Data Not Rational - Drifted High |
| 5991 | 102 | 2 | Amber | Warning | Intake Manifold 1 Pressure - Data Not Rational - Drifted Low |
| 5992 | 102 | 7 | Amber | Warning | Intake Manifold 1 Pressure - Mechanical System Not Responding or Out of Adjustment |
| 5993 | 106 | 2 | Amber | Warning | Engine Intake Air Pressure - Data Not Rational - Drifted High |
| 5994 | 106 | 2 | Amber | Warning | Engine Intake Air Pressure - Data Not Rational - Drifted Low |
| 5995 | 106 | 11 | Amber | Warning | Engine Intake Air Pressure - Condition Exists |
| 5996 | 3466 | 0 | Amber | Warning | Engine Fuel Valve 2 Intake Pressure - Data Valid But Above Normal Operating Range - Moderately |
| 5997 | 3466 | 1 | Amber | Warning | Engine Fuel Valve 2 Intake Pressure - Data Valid But Below Normal Operating Range - Moderately |
| 5998 | 3466 | 0 | Red | Stop / Shutdown | Engine Fuel Valve 2 Intake Pressure - Data Valid But Above Normal Operating Range - Most Severe |
| 5999 | 3466 | 1 | Amber | Warning | Engine Fuel Valve 2 Intake Pressure - Data Valid But Below Normal Operating Range - Most Severe |
| 6111 | 1240 | 10 | Red | Stop / Shutdown | Engine Fuel Leakage 2 - Abnormal Rate of Change |
| 6112 | 3057 | 11 | Amber | Warning | Oxygen (or Exhaust Gas) Sensor Bank 2 Monitor - Root Cause Not Known |
| 6113 | 3057 | 14 | Amber | Warning | Oxygen (or Exhaust Gas) Sensor Bank 2 Monitor - Special Instructions |
| 6114 | 3057 | 0 | Amber | Warning | Oxygen (or Exhaust Gas) Sensor Bank 2 Monitor - Data Valid But Above Normal Operating Range - |
| 6115 | 3057 | 2 | Amber | Warning | Oxygen (or Exhaust Gas) Sensor Bank 2 Monitor - Data Erratic, Intermittent, or Incorrect |

# F2500C / F2500CS / F2500W / MF2500C / MF2500CS / MF2500CL /SD2500C / SD2500CS / SD2550C / SD2550CS / SD2500W / SD2500WS
## - Diesel Engine Failure-Codes chart

| Fault Code | SPN | FMI | Lamp Color | SPN Description | Cumins Description |
|---|---|---|---|---|---|
| 6116 | 3057 | 1 | Amber | Warning | Oxygen (or Exhaust Gas) Sensor Bank 2 Monitor - Data Valid But Below Normal Operating Range - |
| 6117 | 3057 | 0 | Amber | Warning | Oxygen (or Exhaust Gas) Sensor Bank 2 Monitor - Data Valid But Above Normal Operating Range - |
| 6118 | 3057 | 3 | Amber | Warning | Oxygen (or Exhaust Gas) Sensor Bank 2 Monitor - Voltage Above Normal or Shorted to High Source |
| 6119 | 3057 | 4 | Amber | Warning | Oxygen (or Exhaust Gas) Sensor Bank 2 Monitor - Voltage Below Normal or Shorted to Low Source |
| 6121 | 3057 | 0 | Amber | Warning | Oxygen (or Exhaust Gas) Sensor Bank 2 Monitor - Data Valid But Above Normal Operating Range - |
| 6122 | 3057 | 1 | Amber | Warning | Oxygen (or Exhaust Gas) Sensor Bank 2 Monitor - Data Valid But Below Normal Operating Range - |
| 6123 | 3057 | 10 | Amber | Warning | Oxygen (or Exhaust Gas) Sensor Bank 2 Monitor - Abnormal Rate of Change |
| 6124 | 637 | 7 | Amber | Warning | Engine Timing Sensor - Mechanical System Not Responding or Out of Adjustment |
| 6125 | 636 | 7 | Amber | Warning | Engine Position Sensor - Mechanical System Not Responding or Out of Adjustment |
| 6126 | 637 | 2 | Amber | Warning | Engine Timing Sensor - Data Erratic, Intermittent, or Incorrect |
| 6127 | 636 | 2 | Amber | Warning | Engine Position Sensor - Data Erratic, Intermittent, or Incorrect |
| 6128 | 637 | 11 | Amber | Warning | Engine Timing Sensor - Root Cause Not Known |
| 6129 | 636 | 11 | Amber | Warning | Engine Position Sensor - Root Cause Not Known |
| 6131 | 1695 | 0 | Amber | Warning | Engine Exhaust O2 Sensor Fueling Correction - Data Valid But Above Normal Operating Range - |
| 6132 | 1695 | 1 | Amber | Warning | Engine Exhaust O2 Sensor Fueling Correction - Data Valid But Below Normal Operating Range - |
| 6133 | 51 | 0 | Amber | Warning | Engine Throttle Valve 1 Position - Data Valid But Above Normal Operating Range - Most Severe |

# F2500C / F2500CS / F2500W / MF2500C / MF2500CS / MF2500CL /SD2500C / SD2500CS / SD2550C / SD2550CS / SD2500W / SD2500WS
## - Diesel Engine Failure-Codes chart

| Fault Code | SPN | FMI | Lamp Color | SPN Description | Cumins Description |
|---|---|---|---|---|---|
| 6134 | 51 | 1 | Amber | Warning | Engine Throttle Valve 1 Position - Data Valid But Below Normal Operating Range - Most Severe |
| 6135 | 3673 | 0 | Amber | Warning | Engine Throttle Valve 2 Position - Data Valid But Above Normal Operating Range - Most Severe |
| 6136 | 3673 | 1 | Amber | Warning | Engine Throttle Valve 2 Position - Data Valid But Below Normal Operating Range - Most Severe |
| 6137 | 2003 | 9 | Amber | Warning | Source Address 3 - Abnormal Update Rate |
| 6138 | 2003 | 2 | Amber | Warning | Source Address 3 - Received Network Data in Error |
| 6139 | 2238 | 9 | Amber | Warning | Source Address 238 - Abnormal Update Rate |
| 6141 | 2238 | 2 | Amber | Warning | Source Address 238 - Received Network Data in Error |
| 6142 | 2011 | 2 | Amber | Warning | Source Address 11 - Data Erratic, Intermittent, or Incorrect |
| 6143 | 2011 | 2 | Amber | Warning | Source Address 11 - Received Network Data in Error |
| 6144 | 2239 | 9 | Amber | Warning | Source Address 239 - Abnormal Update Rate |
| 6145 | 639 | 11 | Amber | Warning | J1939 Network #1, Primary Vehicle Network - Root Cause Not Known |
| 6146 | 639 | 1 | Amber | Warning | J1939 Network #1, Primary Vehicle Network - Data Valid But Below Normal Operating Range - Most |
| 6147 | 2011 | 12 | Amber | Warning | Source Address 11 - Bad Intelligent Device or Component |
| 6148 | 639 | 14 | Amber | Warning | J1939 Network #1, Primary Vehicle Network - Special Instructions |
| 6149 | 2011 | 9 | Amber | Warning | Source Address 11 - Abnormal Update Rate |
| 6151 | 354 | 3 | Amber | Warning | Relative Humidity - Voltage Above Normal or Shorted to High Source |

# F2500C / F2500CS / F2500W / MF2500C / MF2500CS / MF2500CL /SD2500C / SD2500CS / SD2550C / SD2550CS / SD2500W / SD2500WS
## - Diesel Engine Failure-Codes chart

| Fault Code | SPN | FMI | Lamp Color | SPN Description | Cumins Description |
|---|---|---|---|---|---|
| 6152 | 354 | 4 | Amber | Warning | Relative Humidity - Voltage Below Normal or Shorted to Low Source |
| 6153 | 354 | 0 | Amber | Warning | Relative Humidity - Data Valid But Above Normal Operating Range - Most Severe Level |
| 6154 | 354 | 10 | Amber | Warning | Relative Humidity - Abnormal Rate of Change |
| 6155 | 629 | 11 | Amber | Warning | Engine Control Module - Root Cause Not Known |
| 6156 | 1692 | 0 | Amber | Warning | Engine Intake Manifold Desired Absolute Pressure - Data Valid But Above Normal Operating Range - |
| 6157 | 1692 | 1 | Amber | Warning | Engine Intake Manifold Desired Absolute Pressure - Data Valid But Below Normal Operating Range - |
| 6158 | 1692 | 0 | Amber | Warning | Engine Intake Manifold Desired Absolute Pressure - Data Valid But Above Normal Operating Range - |
| 6159 | 4755 | 3 | Amber | Warning | Aftertreatment 1 Gas Oxidation Catalyst Differential Pressure Sensor Circuit - Voltage Above Normal |
| 6161 | 4755 | 4 | Amber | Warning | Aftertreatment 1 Gas Oxidation Catalyst Differential Pressure Sensor Circuit - Voltage Below Normal |
| 6162 | 4755 | 1 | Amber | Warning | Aftertreatment 1 Gas Oxidation Catalyst Differential Pressure - Data Valid But Below Normal |
| 6163 | 731 | 5 | Amber | Warning | Engine Knock Sensor Circuit - Current Below Normal or Open Circuit |
| 6164 | 731 | 6 | Amber | Warning | Engine Knock Sensor Circuit - Current Above Normal or Grounded Circuit |
| 6165 | 1268 | 6 | Amber | Warning | Engine Ignition Coil #1 - Current Above Normal or Grounded Circuit |
| 6166 | 1268 | 5 | Amber | Warning | Engine Ignition Coil #1 - Current Below Normal or Open Circuit |
| 6167 | 1268 | 14 | Amber | Warning | Engine Ignition Coil #1 - Special Instructions |
| 6168 | 1269 | 6 | Amber | Warning | Engine Ignition Coil #2 - Current Above Normal or Grounded Circuit |

# F2500C / F2500CS / F2500W / MF2500C / MF2500CS / MF2500CL /SD2500C / SD2500CS / SD2550C / SD2550CS / SD2500W / SD2500WS
## - Diesel Engine Failure-Codes chart

| Fault Code | SPN | FMI | Lamp Color | SPN Description | Cumins Description |
|---|---|---|---|---|---|
| 6169 | 1269 | 5 | Amber | Warning | Engine Ignition Coil #2 - Current Below Normal or Open Circuit |
| 6171 | 1269 | 14 | Amber | Warning | Engine Ignition Coil #2 - Special Instructions |
| 6172 | 1270 | 6 | Amber | Warning | Engine Ignition Coil #3 - Current Above Normal or Grounded Circuit |
| 6173 | 1270 | 5 | Amber | Warning | Engine Ignition Coil #3 - Current Below Normal or Open Circuit |
| 6174 | 1270 | 14 | Amber | Warning | Engine Ignition Coil #3 - Special Instructions |
| 6175 | 1271 | 6 | Amber | Warning | Engine Ignition Coil #4 - Current Above Normal or Grounded Circuit |
| 6176 | 1271 | 5 | Amber | Warning | Engine Ignition Coil #4 - Current Below Normal or Open Circuit |
| 6177 | 1271 | 14 | Amber | Warning | Engine Ignition Coil #4 - Special Instructions |
| 6178 | 1272 | 6 | Amber | Warning | Engine Ignition Coil #5 - Current Above Normal or Grounded Circuit |
| 6179 | 1272 | 5 | Amber | Warning | Engine Ignition Coil #5 - Current Below Normal or Open Circuit |
| 6181 | 1272 | 14 | Amber | Warning | Engine Ignition Coil #5 - Special Instructions |
| 6182 | 1273 | 6 | Amber | Warning | Engine Ignition Coil #6 - Current Above Normal or Grounded Circuit |
| 6183 | 1273 | 5 | Amber | Warning | Engine Ignition Coil #6 - Current Below Normal or Open Circuit |
| 6184 | 1273 | 14 | Amber | Warning | Engine Ignition Coil #6 - Special Instructions |
| 6185 | 1268 | 11 | Amber | Warning | Engine Ignition Coil #1 - Condition Exists |
| 6186 | 1269 | 11 | Amber | Warning | Engine Ignition Coil #2 - Condition Exists |

# F2500C / F2500CS / F2500W / MF2500C / MF2500CS / MF2500CL /SD2500C / SD2500CS / SD2550C / SD2550CS / SD2500W / SD2500WS
## - Diesel Engine Failure-Codes chart

| Fault Code | SPN | FMI | Lamp Color | SPN Description | Cumins Description |
|---|---|---|---|---|---|
| 6187 | 1270 | 11 | Amber | Warning | Engine Ignition Coil #3 - Condition Exists |
| 6188 | 1271 | 11 | Amber | Warning | Engine Ignition Coil #4 - Condition Exists |
| 6189 | 1272 | 11 | Amber | Warning | Engine Ignition Coil #5 - Condition Exists |
| 6191 | 1273 | 11 | Amber | Warning | Engine Ignition Coil #6 - Condition Exists |
| 6192 | 1696 | 7 | Amber | Warning | Engine Exhaust O2 Sensor Closed Loop Operation - Mechanical System Not Responding or Out of |
| 6193 | 188 | 7 | Amber | Warning | Engine Speed At Idle - Mechanical System Not Responding or Out of Adjustment |
| 6194 | 190 | 0 | Amber | Warning | Engine Crankshaft Speed/Position - Data Valid But Above Normal Operating Range - Least Severe |
| 6195 | 6651 | 5 | Amber | Warning | Engine Knock 2 Sensor Circuit - Current Below Normal or Open Circuit |
| 6196 | 6651 | 6 | Amber | Warning | Engine Knock 2 Sensor Circuit - Current Above Normal or Grounded Circuit |
| 6197 | 1268 | 11 | Amber | Warning | Engine Ignition Coil #1 - Root Cause Not Known |
| 6198 | 1269 | 11 | Amber | Warning | Engine Ignition Coil #2 - Root Cause Not Known |
| 6199 | 1270 | 11 | Amber | Warning | Engine Ignition Coil #3 - Root Cause Not Known |
| 6211 | 1271 | 11 | Amber | Warning | Engine Ignition Coil #4 - Root Cause Not Known |
| 6212 | 1272 | 11 | Amber | Warning | Engine Ignition Coil #5 - Root Cause Not Known |
| 6213 | 1273 | 11 | Amber | Warning | Engine Ignition Coil #6 - Root Cause Not Known |
| 6214 | 5889 | 9 | Amber | Warning | Hybrid System Fault - Abnormal Update Rate |

# F2500C / F2500CS / F2500W / MF2500C / MF2500CS / MF2500CL /SD2500C / SD2500CS / SD2550C / SD2550CS / SD2500W / SD2500WS
## - Diesel Engine Failure-Codes chart

| Fault Code | SPN | FMI | Lamp Color | SPN Description | Cumins Description |
|---|---|---|---|---|---|
| 6215 | 5871 | 0 | Amber | Warning | O2 Sensor Power Relay Driver Control Circuit - Data Valid But Above Normal Operating Range - |
| 6216 | 5871 | 1 | Amber | Warning | O2 Sensor Power Relay Driver Control Circuit - Data Valid But Below Normal Operating Range - |
| 6217 | 5871 | 7 | Amber | Warning | O2 Sensor Power Relay Driver Control Circuit - Mechanical System Not Responding or Out of |
| 6218 | 5871 | 3 | Amber | Warning | O2 Sensor Power Relay Driver Control Circuit - Voltage Above Normal or Shorted to High Source |
| 6219 | 5871 | 4 | Amber | Warning | O2 Sensor Power Relay Driver Control Circuit - Voltage Below Normal or Shorted to Low Source |
| 6221 | 1172 | 5 | Amber | Warning | Turbocharger 1 Compressor Intake Temperature - Current Below Normal or Open Circuit |
| 6222 | 1172 | 6 | Amber | Warning | Turbocharger 1 Compressor Intake Temperature - Current Above Normal or Grounded Circuit |
| 6223 | 1172 | 14 | Amber | Warning | Turbocharger 1 Compressor Intake Temperature - Special Instructions |
| 6224 | 1845 | 2 | Amber | Warning | Transmission ECU to ECM Communication - Received Network Data in Error |
| 6225 | 5871 | 5 | Amber | Warning | O2 Sensor Power Relay Driver Control Circuit - Current Below Normal or Open Circuit |
| 6226 | 520970 | 11 | Amber | Warning | Maintenance Required - Condition Exists |
| 6227 | 520971 | 11 | Amber | Warning | Current Imbalance - Condition Exists |
| 6228 | 920 | 3 | Amber | Warning | Audible Alarm Circuit - Voltage Above Normal or Shorted to High Source |
| 6229 | 920 | 4 | Amber | Warning | Audible Alarm Circuit - Voltage Below Normal or Shorted to Low Source |
| 6231 | 741 | 3 | Amber | Warning | Transmission 1 Forward Solenoid Valve Driver Circuit - Voltage Above Normal or Shorted to High |
| 6232 | 741 | 4 | Amber | Warning | Transmission 1 Forward Solenoid Valve Driver Circuit - Voltage Below Normal or Shorted to Low |

# F2500C / F2500CS / F2500W / MF2500C / MF2500CS / MF2500CL /SD2500C / SD2500CS / SD2550C / SD2550CS / SD2500W / SD2500WS
## - Diesel Engine Failure-Codes chart

| Fault Code | SPN | FMI | Lamp Color | SPN Description | Cumins Description |
|---|---|---|---|---|---|
| 6233 | 4216 | 3 | Amber | Warning | Transmission 1 Reverse Solenoid Valve Driver Circuit - Voltage Above Normal or Shorted to High |
| 6234 | 4216 | 4 | Amber | Warning | Transmission 1 Reverse Solenoid Valve Driver Circuit - Voltage Below Normal or Shorted to Low |
| 6235 | 768 | 3 | Amber | Warning | Transmission Range High Actuator Circuit - Voltage Above Normal or Shorted to High Source |
| 6236 | 768 | 4 | Amber | Warning | Transmission Range High Actuator Circuit - Voltage Below Normal or Shorted to Low Source |
| 6237 | 2631 | 0 | Amber | Warning | Engine Charge Air Cooler Outlet Pressure - Data Valid But Above Normal Operating Range - |
| 6238 | 2631 | 1 | Amber | Warning | Engine Charge Air Cooler Outlet Pressure - Data Valid But Below Normal Operating Range - |
| 6239 | 5571 | 13 | Amber | Warning | High Pressure Common Rail Fuel Pressure Relief Valve - Out of Calibration |
| 6241 | 1131 | 11 | Red | Stop / Shutdown | Intake Manifold 2 Temperature - Condition Exists |
| 6242 | 520973 | 3 | Amber | Warning | Forklift Mast Actuator Driver Circuit - Voltage Above Normal or Shorted to High Source |
| 6243 | 520973 | 4 | Amber | Warning | Forklift Mast Actuator Driver Circuit - Voltage Below Normal or Shorted to Low Source |
| 6244 | 5400 | 11 | Amber | Warning | SCR Thermal Management - Condition Exists |
| 6245 | 4094 | 11 | Amber | Warning | NOx Limits Exceeded Due to Insufficient Reagent Quality - Root Cause Not Known |
| 6246 | 5709 | 11 | Amber | Warning | Aftertreatment 1 Outlet NOx Sensor Self-Diagnosis Trigger - Root Cause Not Known |
| 6247 | 520974 | 11 | Red | Stop / Shutdown | Network Shared Between FFC and MLD - Condition Exists |
| 6248 | 520975 | 11 | Red | Stop / Shutdown | Multiple FFC Devices on Network - Condition Exists |
| 6249 | 520976 | 11 | Amber | Warning | Communication from FFC Control Lost - Condition Exists |

# F2500C / F2500CS / F2500W / MF2500C / MF2500CS / MF2500CL /SD2500C / SD2500CS / SD2550C / SD2550CS / SD2500W / SD2500WS
## - Diesel Engine Failure-Codes chart

| Fault Code | SPN | FMI | Lamp Color | SPN Description | Cumins Description |
|---|---|---|---|---|---|
| 6251 | 1318 | 0 | Amber | Warning | Exhaust Gas Temperature Bank Imbalance - Data Valid But Above Normal Operating Range - |
| 6252 | 1318 | 0 | Red | Stop / Shutdown | Exhaust Gas Temperature Bank Imbalance - Data Valid But Above Normal Operating Range - Most |
| 6253 | 1563 | 14 | Red | Stop / Shutdown | Control Module Identification Input State Error - Special Instructions |
| 6254 | 5246 | 0 | Amber | Warning | Aftertreatment SCR Operator Inducement Severity - Data Valid But Above Normal Operating Range - |
| 6255 | 1569 | 0 | None | None | Engine Protection Torque Derate - Data Valid But Above Normal Operating Range - Least Severe |
| 6256 | 168 | 0 | None | None | Battery 1 Voltage - Data Valid But Above Normal Operating Range - Least Severe Level |
| 6257 | 168 | 1 | None | None | Battery 1 Voltage - Data Valid But Below Normal Operating Range - Least Severe Level |
| 6258 | 1075 | 3 | None | None | Electric Lift Pump for Engine Fuel Supply - Voltage Above Normal or Shorted to High Source |
| 6259 | 1075 | 4 | None | None | Electric Lift Pump for Engine Fuel Supply - Voltage Below Normal or Shorted to Low Source |
| 6261 | 677 | 3 | None | None | Engine Starter Motor Relay Circuit - Voltage Above Normal or Shorted to High Source |
| 6262 | 677 | 4 | None | None | Engine Starter Motor Relay Circuit - Voltage Below Normal or Shorted to Low Source |
| 6263 | 647 | 3 | None | None | Fan Control Circuit - Voltage Above Normal or Shorted to High Source |
| 6264 | 647 | 4 | None | None | Fan Control Circuit - Voltage Below Normal or Shorted to Low Source |
| 6265 | 3936 | 7 | None | None | Aftertreatment 1 Diesel Particulate Filter System - Mechanical System Not Responding or Out of |
| 6266 | 5862 | 14 | Amber | Warning | Aftertreatment 1 SCR Intermediate Gas Temperature - Special Instructions |
| 6267 | 4360 | 14 | Amber | Warning | Aftertreatment 1 SCR Intake Temperature - Special Instructions |

# F2500C / F2500CS / F2500W / MF2500C / MF2500CS / MF2500CL /SD2500C / SD2500CS / SD2550C / SD2550CS / SD2500W / SD2500WS
## - Diesel Engine Failure-Codes chart

| Fault Code | SPN | FMI | Lamp Color | SPN Description | Cumins Description |
|---|---|---|---|---|---|
| 6268 | 4363 | 12 | Amber | Warning | Aftertreatment 1 SCR Outlet Temperature Sensor - Bad Intelligent Device or Component |
| 6269 | 1137 | 3 | None | None | Exhaust Gas Temperature Sensor Circuit Cylinder 1 (A1) - Voltage Above Normal or Shorted to High |
| 6271 | 1137 | 4 | None | None | Exhaust Gas Temperature Sensor Circuit Cylinder 1 (A1) - Voltage Below Normal or Shorted to Low |
| 6272 | 1138 | 3 | None | None | Exhaust Gas Temperature Sensor Circuit Cylinder 2 (B1) - Voltage Above Normal or Shorted to High |
| 6273 | 1138 | 4 | None | None | Exhaust Gas Temperature Sensor Circuit Cylinder 2 (B1) - Voltage Below Normal or Shorted to Low |
| 6274 | 1139 | 3 | None | None | Exhaust Gas Temperature Sensor Circuit Cylinder 3 (A2) - Voltage Above Normal or Shorted to High |
| 6275 | 1139 | 4 | None | None | Exhaust Gas Temperature Sensor Circuit Cylinder 3 (A2) - Voltage Below Normal or Shorted to Low |
| 6276 | 1140 | 3 | None | None | Exhaust Gas Temperature Sensor Circuit Cylinder 4 (B2) - Voltage Above Normal or Shorted to High |
| 6277 | 1140 | 4 | None | None | Exhaust Gas Temperature Sensor Circuit Cylinder 4 (B2) - Voltage Below Normal or Shorted to Low |
| 6278 | 1141 | 3 | None | None | Exhaust Gas Temperature Sensor Circuit Cylinder 5 (A3) - Voltage Above Normal or Shorted to High |
| 6279 | 1141 | 4 | None | None | Exhaust Gas Temperature Sensor Circuit Cylinder 5 (A3) - Voltage Below Normal or Shorted to Low |
| 6281 | 1142 | 3 | None | None | Exhaust Gas Temperature Sensor Circuit Cylinder 6 (B3) - Voltage Above Normal or Shorted to High |
| 6282 | 1142 | 4 | None | None | Exhaust Gas Temperature Sensor Circuit Cylinder 6 (B3) - Voltage Below Normal or Shorted to Low |
| 6283 | 1143 | 3 | None | None | Exhaust Gas Temperature Sensor Circuit Cylinder 7 (A4) - Voltage Above Normal or Shorted to High |
| 6284 | 1143 | 4 | None | None | Exhaust Gas Temperature Sensor Circuit Cylinder 7 (A4) - Voltage Below Normal or Shorted to Low |
| 6285 | 1144 | 3 | None | None | Exhaust Gas Temperature Sensor Circuit Cylinder 8 (B4) - Voltage Above Normal or Shorted to High |

# F2500C / F2500CS / F2500W / MF2500C / MF2500CS / MF2500CL /SD2500C / SD2500CS / SD2550C / SD2550CS / SD2500W / SD2500WS
## - Diesel Engine Failure-Codes chart

| Fault Code | SPN | FMI | Lamp Color | SPN Description | Cumins Description |
|---|---|---|---|---|---|
| 6286 | 1144 | 4 | None | None | Exhaust Gas Temperature Sensor Circuit Cylinder 8 (B4) - Voltage Below Normal or Shorted to Low |
| 6287 | 1145 | 3 | None | None | Exhaust Gas Temperature Sensor Circuit Cylinder 9 (A5) - Voltage Above Normal or Shorted to High |
| 6288 | 1145 | 4 | None | None | Exhaust Gas Temperature Sensor Circuit Cylinder 9 (A5) - Voltage Below Normal or Shorted to Low |
| 6289 | 1146 | 3 | None | None | Exhaust Gas Temperature Sensor Circuit Cylinder 10 (B5) - Voltage Above Normal or Shorted to |
| 6291 | 1146 | 4 | None | None | Exhaust Gas Temperature Sensor Circuit Cylinder 10 (B5) - Voltage Below Normal or Shorted to Low |
| 6292 | 1147 | 3 | None | None | Exhaust Gas Temperature Sensor Circuit Cylinder 11 (A6) - Voltage Above Normal or Shorted to |
| 6293 | 1147 | 4 | None | None | Exhaust Gas Temperature Sensor Circuit Cylinder 11 (A6) - Voltage Below Normal or Shorted to Low |
| 6294 | 1148 | 3 | None | None | Exhaust Gas Temperature Sensor Circuit Cylinder 12 (B6) - Voltage Above Normal or Shorted to |
| 6295 | 1148 | 4 | None | None | Exhaust Gas Temperature Sensor Circuit Cylinder 12 (B6) - Voltage Below Normal or Shorted to Low |
| 6296 | 1149 | 3 | None | None | Exhaust Gas Temperature Sensor Circuit Cylinder 13 (A7) - Voltage Above Normal or Shorted to |
| 6297 | 1149 | 4 | None | None | Exhaust Gas Temperature Sensor Circuit Cylinder 13 (A7) - Voltage Below Normal or Shorted to Low |
| 6298 | 1150 | 3 | None | None | Exhaust Gas Temperature Sensor Circuit Cylinder 14 (B7) - Voltage Above Normal or Shorted to |
| 6299 | 1150 | 4 | None | None | Exhaust Gas Temperature Sensor Circuit Cylinder 14 (B7) - Voltage Below Normal or Shorted to Low |
| 6311 | 1151 | 3 | None | None | Exhaust Gas Temperature Sensor Circuit Cylinder 15 (A8) - Voltage Above Normal or Shorted to |
| 6312 | 1151 | 4 | None | None | Exhaust Gas Temperature Sensor Circuit Cylinder 15 (A8) - Voltage Below Normal or Shorted to Low |
| 6313 | 1152 | 3 | None | None | Exhaust Gas Temperature Sensor Circuit Cylinder 16 (B8) - Voltage Above Normal or Shorted to |

# F2500C / F2500CS / F2500W / MF2500C / MF2500CS / MF2500CL /SD2500C / SD2500CS / SD2550C / SD2550CS / SD2500W / SD2500WS
## - Diesel Engine Failure-Codes chart

| Fault Code | SPN | FMI | Lamp Color | SPN Description | Cumins Description |
|---|---|---|---|---|---|
| 6314 | 1152 | 4 | None | None | Exhaust Gas Temperature Sensor Circuit Cylinder 16 (B8) - Voltage Below Normal or Shorted to Low |
| 6315 | 7418 | 11 | Amber | Warning | Hybrid System Engine Assist Status - Root Cause Not Known |
| 6316 | 7505 | 3 | Amber | Warning | Engine Fuel Valve 3 Intake Pressure Sensor Circuit - Voltage Above Normal or Shorted to High |
| 6317 | 7505 | 4 | Amber | Warning | Engine Fuel Valve 3 Intake Pressure Sensor Circuit - Voltage Below Normal or Shorted to Low |
| 6318 | 7506 | 3 | Amber | Warning | Engine Fuel Valve 4 Intake Pressure Sensor Circuit - Voltage Above Normal or Shorted to High |
| 6319 | 7506 | 4 | Amber | Warning | Engine Fuel Valve 4 Intake Pressure Sensor Circuit - Voltage Below Normal or Shorted to Low |
| 6321 | 7507 | 3 | Amber | Warning | Engine Fuel Valve 3 Differential Pressure Sensor Circuit - Voltage Above Normal or Shorted to High |
| 6322 | 7507 | 4 | Amber | Warning | Engine Fuel Valve 3 Differential Pressure Sensor Circuit - Voltage Below Normal or Shorted to Low |
| 6323 | 7508 | 3 | Amber | Warning | Engine Fuel Valve 4 Differential Pressure Sensor Circuit - Voltage Above Normal or Shorted to High |
| 6324 | 7508 | 4 | Amber | Warning | Engine Fuel Valve 4 Differential Pressure Sensor Circuit - Voltage Below Normal or Shorted to Low |
| 6325 | 7509 | 3 | Amber | Warning | Gas Mass Flow 3 Sensor Circuit - Voltage Above Normal or Shorted to High Source |
| 6326 | 7509 | 4 | Amber | Warning | Gas Mass Flow 3 Sensor Circuit - Voltage Below Normal or Shorted to Low Source |
| 6327 | 7509 | 2 | Amber | Warning | Gas Mass Flow 3 - Data Erratic, Intermittent, or Incorrect |
| 6328 | 7510 | 3 | Amber | Warning | Gas Mass Flow 4 Sensor Circuit - Voltage Above Normal or Shorted to High Source |
| 6329 | 7510 | 4 | Amber | Warning | Gas Mass Flow 4 Sensor Circuit - Voltage Below Normal or Shorted to Low Source |
| 6331 | 7510 | 2 | Amber | Warning | Gas Mass Flow 4 - Data Erratic, Intermittent, or Incorrect |

# F2500C / F2500CS / F2500W / MF2500C / MF2500CS / MF2500CL /SD2500C / SD2500CS / SD2550C / SD2550CS / SD2500W / SD2500WS
## - Diesel Engine Failure-Codes chart

| Fault Code | SPN | FMI | Lamp Color | SPN Description | Cumins Description |
|---|---|---|---|---|---|
| 6332 | 7511 | 3 | Amber | Warning | Engine Fuel Valve 3 Position Sensor Circuit - Voltage Above Normal or Shorted to High Source |
| 6333 | 7511 | 4 | Amber | Warning | Engine Fuel Valve 3 Position Sensor Circuit - Voltage Below Normal or Shorted to Low Source |
| 6334 | 7512 | 3 | Amber | Warning | Engine Fuel Valve 4 Position Sensor Circuit - Voltage Above Normal or Shorted to High Source |
| 6335 | 7512 | 4 | Amber | Warning | Engine Fuel Valve 4 Position Sensor Circuit - Voltage Below Normal or Shorted to Low Source |
| 6336 | 862 | 3 | None | None | Crankcase Breather Filter Heater Circuit - Voltage Above Normal or Shorted to High Source |
| 6337 | 862 | 4 | None | None | Crankcase Breather Filter Heater Circuit - Voltage Below Normal or Shorted to Low Source |
| 6338 | 639 | 13 | None | None | SAE J1939 Multiplexing Configuration Error - Out of Calibration |
| 6339 | 96 | 9 | Amber | Warning | Fuel Level 1 - Abnormal Update Rate |
| 6341 | 96 | 13 | Amber | Warning | Fuel Level 1 - Out of Calibration |
| 6342 | 38 | 9 | Amber | Warning | Fuel Level 2 - Abnormal Update Rate |
| 6343 | 38 | 13 | Amber | Warning | Fuel Level 2 - Out of Calibration |
| 6344 | 7717 | 3 | Amber | Warning | Camshaft Phase Actuator Position Sensor Circuit - Voltage Above Normal or Shorted to High Source |
| 6345 | 7717 | 4 | Amber | Warning | Camshaft Phase Actuator Position Sensor Circuit - Voltage Below Normal or Shorted to Low Source |
| 6346 | 7718 | 5 | Amber | Warning | Camshaft Phase Actuator Command Circuit - Current Below Normal or Open Circuit |
| 6347 | 7718 | 6 | Amber | Warning | Camshaft Phase Actuator Command Circuit - Current Above Normal or Grounded Circuit |
| 6348 | 7717 | 7 | Amber | Warning | Camshaft Phase Actuator Position - Mechanical System Not Responding or Out of Adjustment |

# F2500C / F2500CS / F2500W / MF2500C / MF2500CS / MF2500CL /SD2500C / SD2500CS / SD2550C / SD2550CS / SD2500W / SD2500WS
## - Diesel Engine Failure-Codes chart

| Fault Code | SPN | FMI | Lamp Color | SPN Description | Cumins Description |
|---|---|---|---|---|---|
| 6349 | 520979 | 11 | Amber | Warning | Engine Fuel Actuator 3 Control Command - Condition Exists |
| 6351 | 520979 | 0 | Amber | Warning | Engine Fuel Actuator 3 Control Command - Data Valid But Above Normal Operating Range - Least |
| 6352 | 520979 | 1 | Amber | Warning | Engine Fuel Actuator 3 Control Command - Data Valid But Below Normal Operating Range - Least |
| 6353 | 520979 | 11 | Amber | Warning | Engine Fuel Actuator 3 Control Command - Root Cause Not Known |
| 6354 | 520979 | 14 | Red | Stop / Shutdown | Engine Fuel Actuator 3 Control Command - Special Instructions |
| 6355 | 520979 | 7 | Amber | Warning | Engine Fuel Actuator 3 Control Command - Mechanical System Not Responding or Out of |
| 6356 | 520979 | 12 | Red | Stop / Shutdown | Engine Fuel Actuator 3 Control Command - Bad Intelligent Device or Component |
| 6357 | 520979 | 2 | Red | Stop / Shutdown | Engine Fuel Actuator 3 Control Command - Received Network Data in Error |
| 6358 | 520979 | 9 | Red | Stop / Shutdown | Engine Fuel Actuator 3 Control Command - Abnormal Update Rate |
| 6359 | 520980 | 11 | Amber | Warning | Engine Fuel Actuator 4 Control Command - Condition Exists |
| 6361 | 520980 | 0 | Amber | Warning | Engine Fuel Actuator 4 Control Command - Data Valid But Above Normal Operating Range - Least |
| 6362 | 520980 | 1 | Amber | Warning | Engine Fuel Actuator 4 Control Command - Data Valid But Below Normal Operating Range - Least |
| 6363 | 520980 | 11 | Amber | Warning | Engine Fuel Actuator 4 Control Command - Root Cause Not Known |
| 6364 | 520980 | 14 | Red | Stop / Shutdown | Engine Fuel Actuator 4 Control Command - Special Instructions |
| 6365 | 520980 | 7 | Amber | Warning | Engine Fuel Actuator 4 Control Command - Mechanical System Not Responding or Out of |
| 6366 | 520980 | 12 | Red | Stop / Shutdown | Engine Fuel Actuator 4 Control Command - Bad Intelligent Device or Component |

# F2500C / F2500CS / F2500W / MF2500C / MF2500CS / MF2500CL /SD2500C / SD2500CS / SD2550C / SD2550CS / SD2500W / SD2500WS
## - Diesel Engine Failure-Codes chart

| Fault Code | SPN | FMI | Lamp Color | SPN Description | Cumins Description |
|---|---|---|---|---|---|
| 6367 | 520980 | 2 | Red | Stop / Shutdown | Engine Fuel Actuator 4 Control Command - Received Network Data in Error |
| 6368 | 520980 | 9 | Red | Stop / Shutdown | Engine Fuel Actuator 4 Control Command - Abnormal Update Rate |
| 6369 | 3265 | 10 | Amber | Warning | Aftertreatment 2 Outlet NOx Sensor - Abnormal Rate of Change |
| 6371 | 7511 | 2 | Red | Stop / Shutdown | Engine Fuel Valve 3 Position - Data Erratic, Intermittent, or Incorrect |
| 6372 | 7512 | 2 | Red | Stop / Shutdown | Engine Fuel Valve 4 Position - Data Erratic, Intermittent, or Incorrect |
| 6373 | 4406 | 11 | Amber | Warning | Aftertreatment 2 Diesel Exhaust Fluid Doser Heating Mode Request - Condition Exists |
| 6374 | 7461 | 5 | Amber | Warning | Aftertreatment 1 Diesel Exhaust Fluid Pump 2 Motor Speed Circuit - Current Below Normal or Open |
| 6375 | 7466 | 5 | Amber | Warning | Aftertreatment 2 Diesel Exhaust Fluid Pump 2 Motor Speed Circuit - Current Below Normal or Open |
| 6376 | 7487 | 5 | Amber | Warning | Aftertreatment 1 Diesel Exhaust Fluid Pump 3 Motor Speed Circuit - Current Below Normal or Open |
| 6377 | 7493 | 5 | Amber | Warning | Aftertreatment 2 Diesel Exhaust Fluid Pump 3 Motor Speed Circuit - Current Below Normal or Open |
| 6378 | 4387 | 5 | Amber | Warning | Aftertreatment 2 Diesel Exhaust Fluid Pressure 1 Sensor Circuit - Current Below Normal or Open |
| 6379 | 6324 | 7 | Amber | Warning | Aftertreatment 1 Diesel Exhaust Fluid Dosing Valve 2 - Mechanical System Not Responding or Out of |
| 6381 | 6325 | 7 | Amber | Warning | Aftertreatment 2 Diesel Exhaust Fluid Dosing Valve 2 - Mechanical System Not Responding or Out of |
| 6382 | 7488 | 7 | Amber | Warning | Aftertreatment 1 Diesel Exhaust Fluid Dosing Valve 3 - Mechanical System Not Responding or Out of |
| 6383 | 7494 | 7 | Amber | Warning | Aftertreatment 2 Diesel Exhaust Fluid Dosing Valve 3 - Mechanical System Not Responding or Out of |
| 6384 | 7486 | 2 | Amber | Warning | Aftertreatment 1 Diesel Exhaust Fluid Doser 3 Temperature - Data Erratic, Intermittent, or Incorrect |

# F2500C / F2500CS / F2500W / MF2500C / MF2500CS / MF2500CL /SD2500C / SD2500CS / SD2550C / SD2550CS / SD2500W / SD2500WS
# - Diesel Engine Failure-Codes chart

| Fault Code | SPN | FMI | Lamp Color | SPN Description | Cumins Description |
|---|---|---|---|---|---|
| 6385 | 7486 | 0 | Amber | Warning | Aftertreatment 1 Diesel Exhaust Fluid Doser 3 Temperature - Data Valid But Above Normal Operating |
| 6386 | 7492 | 2 | Amber | Warning | Aftertreatment 2 Diesel Exhaust Fluid Doser 3 Temperature - Data Erratic, Intermittent, or Incorrect |
| 6387 | 7492 | 0 | Amber | Warning | Aftertreatment 2 Diesel Exhaust Fluid Doser 3 Temperature - Data Valid But Above Normal Operating |
| 6388 | 3464 | 11 | None | None | Engine Throttle Control Actuator - Condition Exists - Condition Exists |
| 6389 | 5708 | 3 | Amber | Warning | Engine Coolant Pressure 2 Sensor Circuit - Voltage Above Normal or Shorted to High Source |
| 6391 | 5708 | 4 | Amber | Warning | Engine Coolant Pressure 2 Sensor Circuit - Voltage Below Normal or Shorted to Low Source |
| 6392 | 2781 | 3 | Amber | Warning | Engine Secondary Coolant Circuit Coolant Pressure 2 Sensor Circuit - Voltage Above Normal or |
| 6393 | 2781 | 4 | Amber | Warning | Engine Secondary Coolant Circuit Coolant Pressure 2 Sensor Circuit - Voltage Below Normal or |
| 6394 | 2782 | 3 | Amber | Warning | Engine Secondary Coolant Circuit Coolant Temperature 2 Sensor Circuit - Voltage Above Normal or |
| 6395 | 2782 | 4 | Amber | Warning | Engine Secondary Coolant Circuit Coolant Temperature 2 Sensor Circuit - Voltage Below Normal or |
| 6396 | 1696 | 2 | Amber | Warning | Engine Exhaust O2 Sensor Closed Loop Operation - Data Erratic, Intermittent, or Incorrect |
| 6397 | 7722 | 1 | Red | Stop / Shutdown | Engine Fuel 2 Temperature - Data Valid But Below Normal Operating Range - Most Severe Level |
| 6398 | 520984 | 14 | Red | Stop / Shutdown | Available Natural Gas Fuel Not Delivered to Engine - Special Instructions |
| 6399 | 7581 | 1 | Amber | Warning | Engine Gaseous Fuel Pressure Regulator Intake Pressure - Data Valid But Below Normal Operating |
| 6411 | 7581 | 1 | Red | Stop / Shutdown | Engine Gaseous Fuel Pressure Regulator Intake Pressure - Data Valid But Below Normal Operating |
| 6412 | 7315 | 11 | Amber | Warning | Propulsion System Active - Root Cause Not Known |

# F2500C / F2500CS / F2500W / MF2500C / MF2500CS / MF2500CL /SD2500C / SD2500CS / SD2550C / SD2550CS / SD2500W / SD2500WS
## - Diesel Engine Failure-Codes chart

| Fault Code | SPN | FMI | Lamp Color | SPN Description | Cumins Description |
|---|---|---|---|---|---|
| 6413 | 1322 | 0 | Amber | Warning | Engine Misfire for Multiple Cylinders - Data Valid But Above Normal Operating Range - Moderately |
| 6414 | 1761 | 3 | None | None | Aftertreatment 1 Diesel Exhaust Fluid Tank Level Sensor Circuit - Voltage Above Normal or Shorted |
| 6415 | 110 | 1 | None | None | Engine Coolant Temperature - Data Valid But Below Normal Operating Range - Least Severe Level |
| 6416 | 3703 | 11 | None | None | Aftertreatment Regeneration Inhibited Due to Inhibit Switch - Condition Exists |
| 6417 | 974 | 2 | Amber | Warning | SAE J1939 Multiplexing Remote Accelerator Pedal or Lever Sensor System - Received Network Data |
| 6418 | 1072 | 3 | None | None | Engine Brake Actuator Driver 1 Circuit - Voltage Above Normal or Shorted to High Source |
| 6419 | 1072 | 4 | None | None | Engine Brake Actuator Driver 1 Circuit - Voltage Below Normal or Shorted to Low Source |
| 6421 | 1073 | 3 | None | None | Engine Brake Actuator Driver Output 2 Circuit - Voltage Above Normal or Shorted to High Source |
| 6422 | 1073 | 4 | None | None | Engine Brake Actuator Driver Output 2 Circuit - Voltage Below Normal or Shorted to Low Source |
| 6423 | 1176 | 1 | Maintenance | Maintenance | Turbocharger 1 Compressor Intake Pressure - Data Valid But Below Normal Operating Range - Least |
| 6424 | 2783 | 11 | Amber | Warning | Aftertreatment 1 Gas Oxidation Catalyst Missing - Condition Exists |
| 6425 | 1323 | 0 | Amber | Warning | Engine Misfire Cylinder 1 - Data Valid But Above Normal Operating Range - Moderately Severe Level |
| 6426 | 1324 | 0 | Amber | Warning | Engine Misfire Cylinder 2 - Data Valid But Above Normal Operating Range - Moderately Severe Level |
| 6427 | 1325 | 0 | Amber | Warning | Engine Misfire Cylinder 3 - Data Valid But Above Normal Operating Range - Moderately Severe Level |
| 6428 | 1326 | 0 | Amber | Warning | Engine Misfire Cylinder 4 - Data Valid But Above Normal Operating Range - Moderately Severe Level |
| 6429 | 1327 | 0 | Amber | Warning | Engine Misfire Cylinder 5 - Data Valid But Above Normal Operating Range - Moderately Severe Level |

# F2500C / F2500CS / F2500W / MF2500C / MF2500CS / MF2500CL /SD2500C / SD2500CS / SD2550C / SD2550CS / SD2500W / SD2500WS
## - Diesel Engine Failure-Codes chart

| Fault Code | SPN | FMI | Lamp Color | SPN Description | Cumins Description |
|---|---|---|---|---|---|
| 6431 | 1328 | 0 | Amber | Warning | Engine Misfire Cylinder 6 - Data Valid But Above Normal Operating Range - Moderately Severe Level |
| 6432 | 641 | 14 | Amber | Warning | VGT Actuator Controller - Special Instructions |
| 6433 | 723 | 14 | Amber | Warning | Engine Camshaft Speed/Position Sensor - Special Instructions |
| 6434 | 5418 | 9 | Amber | Warning | Engine Fuel Actuator 1 - Abnormal Update Rate |
| 6435 | 520986 | 9 | Amber | Warning | Engine Fuel Actuator 2 - Abnormal Update Rate |
| 6436 | 520987 | 9 | Amber | Warning | Engine Fuel Actuator 3 - Abnormal Update Rate |
| 6437 | 520988 | 9 | Amber | Warning | Engine Fuel Actuator 4 - Abnormal Update Rate |
| 6438 | 7595 | 3 | Amber | Warning | Engine Throttle Valve 2 Differential Pressure Sensor Circuit - Voltage Above Normal or Shorted to |
| 6439 | 7595 | 4 | Amber | Warning | Engine Throttle Valve 2 Differential Pressure Sensor Circuit - Voltage Below Normal or Shorted to |
| 6441 | 7595 | 2 | Amber | Warning | Engine Throttle Valve 2 Differential Pressure - Data Erratic, Intermittent, or Incorrect |
| 6442 | 3465 | 7 | Red | Stop / Shutdown | Electronic Throttle Control Actuator 2 - Mechanical System Not Responding or Out of Adjustment |
| 6443 | 7543 | 3 | Amber | Warning | Aftertreatment 1 Diesel Exhaust Fluid Dosing Unit 2 Heater Circuit - Voltage Above Normal or |
| 6444 | 7543 | 4 | Amber | Warning | Aftertreatment 1 Diesel Exhaust Fluid Dosing Unit 2 Heater Circuit - Voltage Below Normal or Shorted |
| 6445 | 7545 | 3 | Amber | Warning | Aftertreatment 2 Diesel Exhaust Fluid Dosing Unit 2 Heater Circuit - Voltage Above Normal or |
| 6446 | 7545 | 4 | Amber | Warning | Aftertreatment 2 Diesel Exhaust Fluid Dosing Unit 2 Heater Circuit - Voltage Below Normal or Shorted |
| 6447 | 520991 | 3 | Amber | Warning | Aftertreatment 1 Diesel Exhaust Fluid Dosing Unit 3 Heater Circuit - Voltage Above Normal or |

# F2500C / F2500CS / F2500W / MF2500C / MF2500CS / MF2500CL /SD2500C / SD2500CS / SD2550C / SD2550CS / SD2500W / SD2500WS - Diesel Engine Failure-Codes chart

| Fault Code | SPN | FMI | Lamp Color | SPN Description | Cumins Description |
|---|---|---|---|---|---|
| 6448 | 520991 | 4 | Amber | Warning | Aftertreatment 1 Diesel Exhaust Fluid Dosing Unit 3 Heater Circuit - Voltage Below Normal or Shorted |
| 6449 | 520992 | 3 | Amber | Warning | Aftertreatment 2 Diesel Exhaust Fluid Dosing Unit 3 Heater Circuit - Voltage Above Normal or |
| 6451 | 520992 | 4 | Amber | Warning | Aftertreatment 2 Diesel Exhaust Fluid Dosing Unit 3 Heater Circuit - Voltage Below Normal or Shorted |
| 6452 | 520993 | 3 | Amber | Warning | Aftertreatment 1 Diesel Exhaust Fluid Dosing Valve 3 Heater Circuit - Voltage Above Normal or |
| 6453 | 520993 | 4 | Amber | Warning | Aftertreatment 1 Diesel Exhaust Fluid Dosing Valve 3 Heater Circuit - Voltage Below Normal or |
| 6454 | 520994 | 3 | Amber | Warning | Aftertreatment 2 Diesel Exhaust Fluid Dosing Valve 3 Heater Circuit - Voltage Above Normal or |
| 6455 | 520994 | 4 | Amber | Warning | Aftertreatment 2 Diesel Exhaust Fluid Dosing Valve 3 Heater Circuit - Voltage Below Normal or |
| 6456 | 5484 | 3 | None | None | Engine Fan Clutch 2 Control Circuit - Voltage Above Normal or Shorted to High Source |
| 6457 | 5484 | 4 | None | None | Engine Fan Clutch 2 Control Circuit - Voltage Below Normal or Shorted to Low Source |
| 6458 | 3216 | 2 | None | None | Aftertreatment 1 Intake NOx Sensor - Data Not Rational - Drifted High |
| 6459 | 3216 | 2 | None | None | Aftertreatment 1 Intake NOx Sensor - Data Not Rational - Drifted Low |
| 6461 | 3216 | 2 | None | None | Aftertreatment 1 Intake NOx - Data Erratic, Intermittent, or Incorrect |
| 6462 | 3226 | 2 | None | None | Aftertreatment 1 Outlet NOx Sensor - Data Not Rational - Drifted High |
| 6463 | 3226 | 2 | None | None | Aftertreatment 1 Outlet NOx Sensor - Data Not Rational - Drifted Low |
| 6464 | 3226 | 2 | None | None | Aftertreatment 1 Outlet NOx - Data Erratic, Intermittent, or Incorrect |
| 6465 | 97 | 3 | None | None | Water in Fuel Indicator Sensor Circuit - Voltage Above Normal or Shorted to High Source |

# F2500C / F2500CS / F2500W / MF2500C / MF2500CS / MF2500CL /SD2500C / SD2500CS / SD2550C / SD2550CS / SD2500W / SD2500WS
## - Diesel Engine Failure-Codes chart

| Fault Code | SPN | FMI | Lamp Color | SPN Description | Cumins Description |
|---|---|---|---|---|---|
| 6466 | 97 | 4 | None | None | Water in Fuel Indicator Sensor Circuit - Voltage Below Normal or Shorted to Low Source |
| 6467 | 1639 | 0 | None | None | Fan Speed - Data Valid But Above Normal Operating Range - Least Severe Level |
| 6468 | 1639 | 1 | None | None | Fan Speed - Data Valid But Below Normal Operating Range - Least Severe Level |
| 6469 | 1639 | 2 | None | None | Fan Speed - Data Erratic, Intermittent, or Incorrect |
| 6471 | 6799 | 3 | None | None | Engine Fan Blade Pitch Position Sensor Circuit - Voltage Above Normal or Shorted to High Source |
| 6472 | 6799 | 4 | None | None | Engine Fan Blade Pitch Position Sensor Circuit - Voltage Below Normal or Shorted to Low Source |
| 6473 | 6799 | 2 | None | None | Engine Fan Blade Pitch - Data Erratic, Intermittent, or Incorrect |
| 6474 | 1761 | 10 | None | None | Aftertreatment 1 Diesel Exhaust Fluid Tank Level Sensor - Abnormal Rate of Change |
| 6475 | 3363 | 7 | None | None | Aftertreatment 1 Diesel Exhaust Fluid Tank Heater - Mechanical System Not Responding or Out of |
| 6476 | 3363 | 1 | None | None | Aftertreatment 1 Diesel Exhaust Fluid Tank Heater - Data Valid But Below Normal Operating Range - |
| 6477 | 5491 | 3 | None | None | Aftertreatment Diesel Exhaust Fluid Line Heater Relay Circuit - Voltage Above Normal or Shorted to |
| 6478 | 5491 | 4 | None | None | Aftertreatment Diesel Exhaust Fluid Line Heater Relay Circuit - Voltage Below Normal or Shorted to |
| 6479 | 3363 | 3 | None | None | Aftertreatment 1 Diesel Exhaust Fluid Tank Heater Circuit - Voltage Above Normal or Shorted to High |
| 6481 | 3363 | 4 | None | None | Aftertreatment 1 Diesel Exhaust Fluid Tank Heater Circuit - Voltage Below Normal or Shorted to Low |
| 6482 | 4340 | 5 | None | None | Aftertreatment 1 Diesel Exhaust Fluid Line Heater 1 Circuit - Current Below Normal or Open Circuit |
| 6483 | 4342 | 5 | None | None | Aftertreatment 1 Diesel Exhaust Fluid Line Heater 2 Circuit - Current Below Normal or Open Circuit |

# F2500C / F2500CS / F2500W / MF2500C / MF2500CS / MF2500CL /SD2500C / SD2500CS / SD2550C / SD2550CS / SD2500W / SD2500WS
## - Diesel Engine Failure-Codes chart

| Fault Code | SPN | FMI | Lamp Color | SPN Description | Cumins Description |
|---|---|---|---|---|---|
| 6484 | 4344 | 5 | None | None | Aftertreatment 1 Diesel Exhaust Fluid Line Heater 3 Circuit - Current Below Normal or Open Circuit |
| 6485 | 4375 | 2 | Amber | Warning | Aftertreatment 1 Diesel Exhaust Fluid Pump Drive Percentage - Data Erratic, Intermittent, or Incorrect |
| 6486 | 4331 | 0 | Amber | Warning | Aftertreatment 1 Diesel Exhaust Fluid Actual Dosing Quantity - Data Valid But Above Normal |
| 6487 | 520995 | 11 | Red | Stop / Shutdown | Nominal Voltage Setup Out of Range - Condition Exists |
| 6488 | 102 | 4 | None | None | Intake Manifold 1 Pressure Sensor Circuit - Voltage Below Normal or Shorted to Low Source |
| 6489 | 105 | 3 | None | None | Intake Manifold 1 Temperature Sensor Circuit - Voltage Above Normal or Shorted to High Source |
| 6491 | 5745 | 4 | None | None | Aftertreatment 1 Diesel Exhaust Fluid Dosing Unit 1 Heater Circuit - Voltage Below Normal or Shorted |
| 6492 | 5746 | 4 | None | None | Aftertreatment 1 Diesel Exhaust Fluid Dosing Unit Heater Relay Circuit - Voltage Below Normal or |
| 6493 | 3464 | 3 | None | None | Electronic Throttle Control Actuator Driver Circuit - Voltage Above Normal or Shorted to High Source |
| 6494 | 3464 | 4 | None | None | Electronic Throttle Control Actuator Driver Circuit - Voltage Below Normal or Shorted to Low Source |
| 6495 | 3464 | 7 | None | None | Electronic Throttle Control Actuator - Mechanical System Not Responding or Out of Adjustment |
| 6496 | 3464 | 5 | None | None | Electronic Throttle Control Actuator Driver Circuit - Current Below Normal or Open Circuit |
| 6497 | 51 | 3 | None | None | Engine Intake Throttle Actuator Position Sensor Circuit - Voltage Above Normal or Shorted to High |
| 6498 | 51 | 4 | None | None | Engine Intake Throttle Actuator Position Sensor Circuit - Voltage Below Normal or Shorted to Low |
| 6499 | 3597 | 1 | None | None | ECU Power Output Supply Voltage 1 - Data Valid But Below Normal Operating Range - Least Severe |
| 6511 | 6655 | 3 | None | None | Maintain ECU Power Lamp Circuit - Voltage Above Normal or Shorted to High Source |

# F2500C / F2500CS / F2500W / MF2500C / MF2500CS / MF2500CL /SD2500C / SD2500CS / SD2550C / SD2550CS / SD2500W / SD2500WS - Diesel Engine Failure-Codes chart

| Fault Code | SPN | FMI | Lamp Color | SPN Description | Cumins Description |
|---|---|---|---|---|---|
| 6512 | 6655 | 4 | None | None | Maintain ECU Power Lamp Circuit - Voltage Below Normal or Shorted to Low Source |
| 6513 | 5745 | 1 | None | None | Aftertreatment 1 Diesel Exhaust Fluid Dosing Unit 1 Heater - Data Valid But Below Normal Operating |
| 6514 | 84 | 10 | None | None | Wheel-Based Vehicle Speed Sensor Circuit Tampering Has Been Detected - Abnormal Rate of |
| 6515 | 4360 | 2 | None | None | Aftertreatment 1 SCR Intake Temperature - Data Erratic, Intermittent, or Incorrect |
| 6516 | 4363 | 2 | None | None | Aftertreatment 1 SCR Outlet Temperature - Data Erratic, Intermittent, or Incorrect |
| 6517 | 4364 | 1 | None | None | Aftertreatment SCR Catalyst Conversion Efficiency - Data Valid But Below Normal Operating Range - |
| 6518 | 520996 | 11 | Amber | Warning | Cold Start Idle Active - Condition Exists |
| 6519 | 105 | 4 | None | None | Intake Manifold 1 Temperature Sensor Circuit - Voltage Below Normal or Shorted to Low Source |
| 6521 | 3226 | 4 | None | None | Aftertreatment 1 Outlet NOx Sensor Circuit - Voltage Below Normal or Shorted to Low Source |
| 6522 | 111 | 3 | None | None | Coolant Level Sensor 1 Circuit - Voltage Above Normal or Shorted to High Source |
| 6523 | 111 | 4 | None | None | Coolant Level Sensor 1 Circuit - Voltage Below Normal or Shorted to Low Source |
| 6524 | 175 | 3 | None | None | Engine Oil Temperature Sensor 1 Circuit - Voltage Above Normal or Shorted to High Source |
| 6525 | 175 | 4 | None | None | Engine Oil Temperature Sensor 1 Circuit - Voltage Below Normal or Shorted to Low Source |
| 6526 | 1761 | 13 | None | None | Aftertreatment 1 Diesel Exhaust Fluid Tank Level Sensor - Out of Calibration |
| 6527 | 4376 | 7 | None | None | Aftertreatment Diesel Exhaust Fluid Return Valve - Mechanical System Not Responding or Out of |
| 6528 | 5743 | 0 | None | None | Aftertreatment Selective Catalytic Reduction Temperature Sensor Module Temperature - Data Valid |

# F2500C / F2500CS / F2500W / MF2500C / MF2500CS / MF2500CL /SD2500C / SD2500CS / SD2550C / SD2550CS / SD2500W / SD2500WS
## - Diesel Engine Failure-Codes chart

| Fault Code | SPN | FMI | Lamp Color | SPN Description | Cumins Description |
|---|---|---|---|---|---|
| 6529 | 5746 | 3 | None | None | Aftertreatment 1 Diesel Exhaust Fluid Dosing Unit Heater Relay Circuit - Voltage Above Normal or |
| 6531 | 4340 | 3 | None | None | Aftertreatment 1 Diesel Exhaust Fluid Line Heater 1 Circuit - Voltage Above Normal or Shorted to |
| 6532 | 4340 | 4 | None | None | Aftertreatment 1 Diesel Exhaust Fluid Line Heater 1 Circuit - Voltage Below Normal or Shorted to Low |
| 6533 | 4342 | 3 | None | None | Aftertreatment 1 Diesel Exhaust Fluid Line Heater 2 Circuit - Voltage Above Normal or Shorted to |
| 6534 | 4342 | 4 | None | None | Aftertreatment 1 Diesel Exhaust Fluid Line Heater 2 Circuit - Voltage Below Normal or Shorted to Low |
| 6535 | 4344 | 3 | None | None | Aftertreatment 1 Diesel Exhaust Fluid Line Heater 3 Circuit - Voltage Above Normal or Shorted to |
| 6536 | 4344 | 4 | None | None | Aftertreatment 1 Diesel Exhaust Fluid Line Heater 3 Circuit - Voltage Below Normal or Shorted to Low |
| 6537 | 5491 | 7 | None | None | Aftertreatment 1 Diesel Exhaust Fluid Line Heater Relay - Mechanical System Not Responding or Out |
| 6538 | 3246 | 2 | None | None | Aftertreatment 1 Diesel Particulate Filter Outlet Temperature - Data Erratic, Intermittent, or Incorrect |
| 6539 | 4765 | 2 | None | None | Aftertreatment 1 Diesel Oxidation Catalyst Intake Temperature - Data Erratic, Intermittent, or |
| 6541 | 1176 | 3 | None | None | Turbocharger 1 Compressor Intake Pressure Sensor Circuit - Voltage Above Normal or Shorted to |
| 6542 | 1176 | 4 | None | None | Turbocharger 1 Compressor Intake Pressure Sensor Circuit - Voltage Below Normal or Shorted to |
| 6543 | 3216 | 4 | None | None | Aftertreatment 1 Intake NOx Sensor Circuit - Voltage Below Normal or Shorted to Low Source |
| 6544 | 1172 | 3 | None | None | Turbocharger 1 Compressor Intake Temperature Sensor Circuit - Voltage Above Normal or Shorted |
| 6545 | 1172 | 4 | None | None | Turbocharger 1 Compressor Intake Temperature Sensor Circuit - Voltage Below Normal or Shorted |
| 6546 | 1172 | 2 | None | None | Turbocharger 1 Compressor Intake Temperature - Data Erratic, Intermittent, or Incorrect |

# F2500C / F2500CS / F2500W / MF2500C / MF2500CS / MF2500CL /SD2500C / SD2500CS / SD2550C / SD2550CS / SD2500W / SD2500WS
## - Diesel Engine Failure-Codes chart

| Fault Code | SPN | FMI | Lamp Color | SPN Description | Cumins Description |
|---|---|---|---|---|---|
| 6547 | 108 | 3 | None | None | Barometric Pressure Sensor Circuit - Voltage Above Normal or Shorted to High Source |
| 6548 | 108 | 4 | None | None | Barometric Pressure Sensor Circuit - Voltage Below Normal or Shorted to Low Source |
| 6549 | 108 | 2 | None | None | Barometric Pressure - Data Erratic, Intermittent, or Incorrect |
| 6551 | 3610 | 3 | None | None | Aftertreatment 1 Diesel Particulate Filter Outlet Pressure Sensor Circuit - Voltage Above Normal or |
| 6552 | 3610 | 4 | None | None | Aftertreatment 1 Diesel Particulate Filter Outlet Pressure Sensor Circuit - Voltage Below Normal or |
| 6553 | 3610 | 2 | None | None | Aftertreatment 1 Diesel Particulate Filter Outlet Pressure - Data Erratic, Intermittent, or Incorrect |
| 6554 | 2791 | 13 | None | None | EGR Valve Controller - Out of Calibration |
| 6555 | 2791 | 7 | None | None | EGR Valve Control Circuit - Mechanical System Not Responding or Out of Adjustment |
| 6556 | 729 | 3 | None | None | Engine Intake Air Heater 1 Circuit - Voltage Above Normal or Shorted to High Source |
| 6557 | 729 | 4 | None | None | Engine Intake Air Heater 1 Circuit - Voltage Below Normal or Shorted to Low Source |
| 6558 | 6882 | 11 | None | None | Aftertreatment Diesel Oxidation Catalyst Temperature Sensor Module - Root Cause Not Known |
| 6559 | 3031 | 4 | None | None | Aftertreatment 1 Diesel Exhaust Fluid Tank Temperature Sensor Circuit - Voltage Below Normal or |
| 6561 | 5798 | 10 | None | None | Aftertreatment 1 Diesel Exhaust Fluid Dosing Unit Heater Temperature - Abnormal Rate of Change |
| 6562 | 1761 | 11 | None | None | Aftertreatment 1 Diesel Exhaust Fluid Tank Level Sensor - Root Cause Not Known |
| 6563 | 976 | 2 | None | None | PTO Governor State - Data Erratic, Intermittent, or Incorrect |
| 6564 | 6882 | 0 | None | None | Aftertreatment Diesel Oxidation Catalyst Temperature Sensor Module Temperature - Data Valid But |

# F2500C / F2500CS / F2500W / MF2500C / MF2500CS / MF2500CL /SD2500C / SD2500CS / SD2550C / SD2550CS / SD2500W / SD2500WS
## - Diesel Engine Failure-Codes chart

| Fault Code | SPN | FMI | Lamp Color | SPN Description | Cumins Description |
|---|---|---|---|---|---|
| 6565 | 3226 | 10 | None | None | Aftertreatment 1 Outlet NOx Sensor - Abnormal Rate of Change |
| 6566 | 4337 | 3 | None | None | Aftertreatment 1 Diesel Exhaust Fluid Dosing Temperature Sensor Circuit - Voltage Above Normal or |
| 6567 | 4337 | 4 | None | None | Aftertreatment 1 Diesel Exhaust Fluid Dosing Temperature Sensor Circuit - Voltage Below Normal or |
| 6568 | 3695 | 2 | None | None | Aftertreatment Regeneration Inhibit Switch - Data Erratic, Intermittent, or Incorrect |
| 6569 | 4363 | 3 | None | None | Aftertreatment 1 SCR Outlet Temperature Sensor Circuit - Voltage Above Normal or Shorted to High |
| 6571 | 4363 | 4 | None | None | Aftertreatment 1 SCR Outlet Temperature Sensor Circuit - Voltage Below Normal or Shorted to Low |
| 6572 | 4337 | 10 | None | None | Aftertreatment 1 Diesel Exhaust Fluid Dosing Temperature - Abnormal Rate of Change |
| 6573 | 7028 | 0 | None | None | Engine Diesel Fuel Metering Valve Temperature - Data Valid But Above Normal Operating Range - |
| 6574 | 7028 | 0 | Amber | Warning | Engine Diesel Fuel Metering Valve Temperature - Data Valid But Above Normal Operating Range - |
| 6575 | 7317 | 9 | None | None | Predictive Cruise Control State - Abnormal Update Rate |
| 6576 | 632 | 6 | Red | Stop / Shutdown | Engine Fuel Shutoff Valve Driver Circuit - Current Above Normal or Grounded Circuit |
| 6577 | 2807 | 6 | Red | Stop / Shutdown | Engine Fuel Shutoff Valve Driver 2 Circuit - Current Above Normal or Grounded Circuit |
| 6578 | 3353 | 9 | Amber | Warning | Alternator 1 Status - Abnormal Update Rate |
| 6579 | 3353 | 2 | Amber | Warning | Alternator 1 Status - Received Network Data in Error |
| 6581 | 5031 | 10 | None | None | Aftertreatment 1 Outlet NOx Sensor Heater - Abnormal Rate of Change |
| 6582 | 3228 | 2 | None | None | Aftertreatment 1 Outlet NOx Sensor Power Supply - Data Erratic, Intermittent, or Incorrect |

# F2500C / F2500CS / F2500W / MF2500C / MF2500CS / MF2500CL /SD2500C / SD2500CS / SD2550C / SD2550CS / SD2500W / SD2500WS
# - Diesel Engine Failure-Codes chart

| Fault Code | SPN | FMI | Lamp Color | SPN Description | Cumins Description |
|---|---|---|---|---|---|
| 6583 | 441 | 14 | Amber | Warning | Auxiliary Temperature Sensor Input 1 - Special Instructions |
| 6584 | 1388 | 14 | Amber | Warning | Auxiliary Pressure Sensor Input 2 - Special Instructions |
| 6585 | 3031 | 9 | None | None | Aftertreatment 1 Diesel Exhaust Fluid Tank Temperature - Abnormal Update Rate |
| 6586 | 6882 | 4 | None | None | Aftertreatment Diesel Oxidation Catalyst Temperature Sensor Module - Voltage Below Normal or |
| 6587 | 7902 | 9 | Amber | Warning | Battery Pack 1 Battery 1 Voltage - Abnormal Update Rate |
| 6588 | 7910 | 9 | Amber | Warning | Battery Pack 1 Battery 2 Voltage - Abnormal Update Rate |
| 6589 | 7918 | 9 | Amber | Warning | Battery Pack 1 Battery 3 Voltage - Abnormal Update Rate |
| 6591 | 7926 | 9 | Amber | Warning | Battery Pack 1 Battery 4 Voltage - Abnormal Update Rate |
| 6592 | 3548 | 3 | Amber | Warning | Engine Waste Oil Reservoir Level Sensor Circuit - Voltage Above Normal or Shorted to High Source |
| 6593 | 3548 | 4 | Amber | Warning | Engine Waste Oil Reservoir Level Sensor Circuit - Voltage Below Normal or Shorted to Low Source |
| 6594 | 1239 | 11 | Amber | Warning | Engine Fuel Leakage - Condition Exists |
| 6595 | 190 | 11 | None | None | Engine Speed - Root Cause Not Known |
| 6596 | 3713 | 11 | Amber | Warning | Diesel Particulate Filter Active Regeneration Inhibited Due to System Timeout - Condition Exists |
| 6597 | 6928 | 11 | Amber | Warning | SCR System Cleaning Inhibited Due to System Timeout - Condition Exists |
| 6598 | 521001 | 11 | Amber | Warning | At Least One Uncleared Most Severe Fault - Condition Exists |
| 6599 | 521002 | 11 | None | None | Engine Cranks Slowly - Condition Exists |

# F2500C / F2500CS / F2500W / MF2500C / MF2500CS / MF2500CL /SD2500C / SD2500CS / SD2550C / SD2550CS / SD2500W / SD2500WS
## - Diesel Engine Failure-Codes chart

| Fault Code | SPN | FMI | Lamp Color | SPN Description | Cumins Description |
|---|---|---|---|---|---|
| 6611 | 6385 | 3 | Amber | Warning | Engine Starter Motor Relay Control Circuit - Voltage Above Normal or Shorted to High Source |
| 6612 | 6385 | 4 | Amber | Warning | Engine Starter Motor Relay Control Circuit - Voltage Below Normal or Shorted to Low Source |
| 6613 | 5842 | 14 | Amber | Warning | SCR Monitoring System Malfunction - Special Instructions |
| 6614 | 6806 | 11 | None | None | ECM 1 Data Link Interface Mismatch - Condition Exists |
| 6615 | 4201 | 8 | Amber | Warning | Engine Speed 1 - Abnormal Frequency or Pulse Width or Period |
| 6616 | 5562 | 9 | None | None | Supplemental Fan Speed - Abnormal Update Rate |
| 6617 | 174 | 0 | None | None | Engine Fuel Temperature 1 - Data Valid But Above Normal Operating Range - Least Severe Level |
| 6618 | 70 | 2 | None | None | Parking Brake Switch - Data Erratic, Intermittent, or Incorrect |
| 6619 | 3515 | 10 | None | None | Aftertreatment 1 Diesel Exhaust Fluid Temperature 2 - Abnormal Rate of Change |
| 6621 | 3216 | 10 | None | None | Aftertreatment 1 Intake NOx Sensor - Abnormal Rate of Change |
| 6622 | 4334 | 2 | Amber | Warning | Aftertreatment 1 Diesel Exhaust Fluid Pressure - Data Not Rational - Drifted High |
| 6623 | 4334 | 2 | Amber | Warning | Aftertreatment 1 Diesel Exhaust Fluid Pressure - Data Not Rational - Drifted Low |
| 6624 | 5745 | 5 | Amber | Warning | Aftertreatment 1 Diesel Exhaust Fluid Dosing Unit 1 Heater Circuit - Current Below Normal or Open |
| 6625 | 5745 | 6 | Amber | Warning | Aftertreatment 1 Diesel Exhaust Fluid Dosing Unit 1 Heater Circuit - Current Above Normal or |
| 6626 | 4340 | 6 | Amber | Warning | Aftertreatment 1 Diesel Exhaust Fluid Line Heater 1 Circuit - Current Above Normal or Grounded |
| 6627 | 4337 | 2 | Amber | Warning | Aftertreatment 1 Diesel Exhaust Fluid Dosing Temperature - Received Network Data in Error |

# F2500C / F2500CS / F2500W / MF2500C / MF2500CS / MF2500CL /SD2500C / SD2500CS / SD2550C / SD2550CS / SD2500W / SD2500WS - Diesel Engine Failure-Codes chart

| Fault Code | SPN | FMI | Lamp Color | SPN Description | Cumins Description |
|---|---|---|---|---|---|
| 6628 | 3216 | 11 | Amber | Warning | Aftertreatment 1 Intake NOx Sensor - Root Cause Not Known |
| 6629 | 7717 | 2 | Red | Stop / Shutdown | Camshaft Phase Actuator Position - Data Erratic, Intermittent, or Incorrect |
| 6631 | 1292 | 9 | Amber | Warning | Engine Ignition Control Module #1 - Abnormal Update Rate |
| 6632 | 1292 | 11 | Amber | Warning | Engine Ignition Control Module #1 - Condition Exists |
| 6633 | 4083 | 14 | Amber | Warning | Fuel Pump Priming Status - Special Instructions |
| 6634 | 7848 | 14 | Amber | Warning | Aftertreatment 1 SCR System Conditions Not Met for Active Cleaning - Special Instructions |
| 6635 | 7899 | 11 | Amber | Warning | Diesel Exhaust Fluid Quality Malfunction Evaluation Period Active - Condition Exists |
| 6636 | 521005 | 11 | None | None | Common Shutdown without Cooldown - Condition Exists |
| 6637 | 2978 | 2 | Amber | Warning | Estimated Engine Parasitic Losses - Percent Torque - Data Erratic, Intermittent, or Incorrect |
| 6638 | 520996 | 11 | None | None | Cold Start Idle Active - Condition Exists |
| 6639 | 978 | 3 | Amber | Warning | Engine Remote PTO Governor Variable Speed Control - Voltage Above Normal or Shorted to High |
| 6641 | 978 | 4 | Amber | Warning | Engine Remote PTO Governor Variable Speed Control - Voltage Below Normal or Shorted to Low |
| 6642 | 5569 | 4 | Amber | Warning | Aftertreatment 1 Diesel Particulate Filter 1 Soot Sensor ECU Internal Temperature 1 Circuit - Voltage |
| 6643 | 5569 | 3 | Amber | Warning | Aftertreatment 1 Diesel Particulate Filter 1 Soot Sensor ECU Internal Temperature 1 Circuit - Voltage |
| 6644 | 5569 | 4 | Amber | Warning | Aftertreatment 1 Diesel Particulate Filter 1 Soot Sensor ECU Internal Temperature 2 Circuit - Voltage |
| 6645 | 5569 | 3 | Amber | Warning | Aftertreatment 1 Diesel Particulate Filter 1 Soot Sensor ECU Internal Temperature 2 Circuit - Voltage |

# F2500C / F2500CS / F2500W / MF2500C / MF2500CS / MF2500CL /SD2500C / SD2500CS / SD2550C / SD2550CS / SD2500W / SD2500WS
## - Diesel Engine Failure-Codes chart

| Fault Code | SPN | FMI | Lamp Color | SPN Description | Cumins Description |
|---|---|---|---|---|---|
| 6646 | 5569 | 2 | Amber | Warning | Aftertreatment 1 Diesel Particulate Filter 1 Soot Sensor ECU Internal Temperature - Data Erratic, |
| 6647 | 6780 | 3 | Amber | Warning | Aftertreatment 1 Diesel Particulate Filter Soot Temperature Sensor - Voltage Above Normal or |
| 6648 | 6780 | 4 | Amber | Warning | Aftertreatment 1 Diesel Particulate Filter Soot Temperature Sensor - Voltage Below Normal or |
| 6649 | 6780 | 2 | Amber | Warning | Aftertreatment 1 Diesel Particulate Filter Soot Temperature Sensor - Data Erratic, Intermittent, or |
| 6651 | 7854 | 3 | Amber | Warning | Aftertreatment 1 Diesel Particulate Filter Soot Sensor Module - Voltage Above Normal or Shorted to |
| 6652 | 7854 | 4 | Amber | Warning | Aftertreatment 1 Diesel Particulate Filter Soot Sensor Module - Voltage Below Normal or Shorted to |
| 6653 | 7854 | 6 | Amber | Warning | Aftertreatment 1 Diesel Particulate Filter Soot Sensor Module - Current Above Normal or Grounded |
| 6654 | 5626 | 7 | Amber | Warning | Engine Exhaust Back Pressure Regulator - Mechanical System Not Responding or Out of Adjustment |
| 6655 | 1292 | 0 | Amber | Warning | Engine Ignition Control Module #1 - Data Valid But Above Normal Operating Range - Least Severe |
| 6656 | 5842 | 14 | None | None | SCR Monitoring System Malfunction - Special Instructions |
| 6657 | 7902 | 4 | Amber | Warning | Battery Pack 1 Battery 1 Voltage Sensor Circuit - Voltage Below Normal or Shorted to Low Source |
| 6658 | 7910 | 4 | Amber | Warning | Battery Pack 1 Battery 2 Voltage Sensor Circuit - Voltage Below Normal or Shorted to Low Source |
| 6659 | 7918 | 4 | Amber | Warning | Battery Pack 1 Battery 3 Voltage Sensor Circuit - Voltage Below Normal or Shorted to Low Source |
| 6661 | 7926 | 4 | Amber | Warning | Battery Pack 1 Battery 4 Voltage Sensor Circuit - Voltage Below Normal or Shorted to Low Source |
| 6662 | 7902 | 3 | Amber | Warning | Battery Pack 1 Battery 1 Voltage Sensor Circuit - Voltage Above Normal or Shorted to High Source |
| 6663 | 7910 | 3 | Amber | Warning | Battery Pack 1 Battery 2 Voltage Sensor Circuit - Voltage Above Normal or Shorted to High Source |

# F2500C / F2500CS / F2500W / MF2500C / MF2500CS / MF2500CL /SD2500C / SD2500CS / SD2550C / SD2550CS / SD2500W / SD2500WS
## - Diesel Engine Failure-Codes chart

| Fault Code | SPN | FMI | Lamp Color | SPN Description | Cumins Description |
|---|---|---|---|---|---|
| 6664 | 7918 | 3 | Amber | Warning | Battery Pack 1 Battery 3 Voltage Sensor Circuit - Voltage Above Normal or Shorted to High Source |
| 6665 | 7926 | 3 | Amber | Warning | Battery Pack 1 Battery 4 Voltage Sensor Circuit - Voltage Above Normal or Shorted to High Source |
| 6666 | 7900 | 5 | Amber | Warning | Battery Pack 1 Battery 1 Current Sensor Circuit - Current Below Normal or Open Circuit |
| 6667 | 7908 | 5 | Amber | Warning | Battery Pack 1 Battery 2 Current sensor Circuit - Current Below Normal or Open Circuit |
| 6668 | 7916 | 5 | Amber | Warning | Battery Pack 1 Battery 3 Current Sensor Circuit - Current Below Normal or Open Circuit |
| 6669 | 7924 | 5 | Amber | Warning | Battery Pack 1 Battery 4 Current Sensor Circuit - Current Below Normal or Open Circuit |
| 6671 | 7900 | 6 | Amber | Warning | Battery Pack 1 Battery 1 Current Sensor Circuit - Current Above Normal or Grounded Circuit |
| 6672 | 7908 | 6 | Amber | Warning | Battery Pack 1 Battery 2 Current Sensor Circuit - Current Above Normal or Grounded Circuit |
| 6673 | 7916 | 6 | Amber | Warning | Battery Pack 1 Battery 3 Current Sensor Circuit - Current Above Normal or Grounded Circuit |
| 6674 | 7924 | 6 | Amber | Warning | Battery Pack 1 Battery 4 Current Sensor Circuit - Current Above Normal or Grounded Circuit |
| 6675 | 7900 | 0 | Amber | Warning | Battery Pack 1 Battery 1 Current - Data Valid But Above Normal Operating Range - Moderately |
| 6676 | 7908 | 0 | Amber | Warning | Battery Pack 1 Battery 2 Current - Data Valid But Above Normal Operating Range - Moderately |
| 6677 | 7916 | 0 | Amber | Warning | Battery Pack 1 Battery 3 Current - Data Valid But Above Normal Operating Range - Moderately |
| 6678 | 7924 | 0 | Amber | Warning | Battery Pack 1 Battery 4 Current - Data Valid But Above Normal Operating Range - Moderately |
| 6679 | 7901 | 4 | Amber | Warning | Battery Pack 1 Battery 1 Temperature Sensor Circuit - Voltage Below Normal or Shorted to Low |
| 6681 | 7909 | 4 | Amber | Warning | Battery Pack 1 Battery 2 Temperature Sensor Circuit - Voltage Below Normal or Shorted to Low |

# F2500C / F2500CS / F2500W / MF2500C / MF2500CS / MF2500CL /SD2500C / SD2500CS / SD2550C / SD2550CS / SD2500W / SD2500WS
## - Diesel Engine Failure-Codes chart

| Fault Code | SPN | FMI | Lamp Color | SPN Description | Cumins Description |
|---|---|---|---|---|---|
| 6682 | 7917 | 4 | Amber | Warning | Battery Pack 1 Battery 3 Temperature Sensor Circuit - Voltage Below Normal or Shorted to Low |
| 6683 | 7925 | 4 | Amber | Warning | Battery Pack 1 Battery 4 Temperature Sensor Circuit - Voltage Below Normal or Shorted to Low |
| 6684 | 7901 | 3 | Amber | Warning | Battery Pack 1 Battery 1 Temperature Sensor Circuit - Voltage Above Normal or Shorted to High |
| 6685 | 7909 | 3 | Amber | Warning | Battery Pack 1 Battery 2 Temperature Sensor Circuit - Voltage Above Normal or Shorted to High |
| 6686 | 7917 | 3 | Amber | Warning | Battery Pack 1 Battery 3 Temperature Sensor Circuit - Voltage Above Normal or Shorted to High |
| 6687 | 7925 | 3 | Amber | Warning | Battery Pack 1 Battery 4 Temperature Sensor Circuit - Voltage Above Normal or Shorted to High |
| 6688 | 5835 | 9 | Amber | Warning | Aftertreatment 1 Particulate Sensor - Abnormal Update Rate |
| 6689 | 6392 | 2 | Amber | Warning | Engine Desired Air Fuel Ratio - Data Not Rational - Drifted High |
| 6691 | 6392 | 2 | Amber | Warning | Engine Desired Air Fuel Ratio - Data Not Rational - Drifted Low |
| 6692 | 7932 | 0 | Maintenance | Maintenance | Aftertreatment 1 SCR System Soot - Data Valid But Above Normal Operating Range - Least Severe |
| 6693 | 7932 | 0 | Amber | Warning | Aftertreatment 1 SCR System Soot - Data Valid But Above Normal Operating Range - Moderately |
| 6694 | 7932 | 0 | Red | Stop / Shutdown | Aftertreatment 1 SCR System Soot - Data Valid But Above Normal Operating Range - Most Severe |
| 6695 | 7933 | 0 | Maintenance | Maintenance | Aftertreatment 2 SCR System Soot - Data Valid But Above Normal Operating Range - Least Severe |
| 6696 | 7933 | 0 | Amber | Warning | Aftertreatment 2 SCR System Soot - Data Valid But Above Normal Operating Range - Moderately |
| 6697 | 7933 | 0 | Red | Stop / Shutdown | Aftertreatment 2 SCR System Soot - Data Valid But Above Normal Operating Range - Most Severe |
| 6698 | 1075 | 1 | Amber | Warning | Engine Electric Fuel Lift Pump Supply Voltage - Data Valid But Below Normal Operating Range - |

# F2500C / F2500CS / F2500W / MF2500C / MF2500CS / MF2500CL /SD2500C / SD2500CS / SD2550C / SD2550CS / SD2500W / SD2500WS
## - Diesel Engine Failure-Codes chart

| Fault Code | SPN | FMI | Lamp Color | SPN Description | Cumins Description |
|---|---|---|---|---|---|
| 6699 | 1075 | 1 | Red | Stop / Shutdown | Engine Electric Fuel Lift Pump Supply Voltage - Data Valid But Below Normal Operating Range - |
| 6711 | 1075 | 0 | Amber | Warning | Engine Electric Fuel Lift Pump Fuel Supply - Data Valid But Above Normal Operating Range - |
| 6712 | 636 | 8 | Amber | Warning | Engine Position Sensor - Abnormal Frequency or Pulse Width or Period |
| 6713 | 636 | 31 | Amber | Warning | Engine Position Sensor - Condition Exists |
| 6714 | 7937 | 0 | Amber | Warning | Engine Electric Fuel Lift Pump Temperature - Data Valid But Above Normal Operating Range - |
| 6715 | 7937 | 0 | Amber | Warning | Engine Electric Fuel Lift Pump Temperature - Data Valid But Above Normal Operating Range - Most |
| 6716 | 1075 | 9 | Amber | Warning | Engine Electric Fuel Lift Pump - Abnormal Update Rate |
| 6717 | 1075 | 13 | Amber | Warning | Engine Electric Fuel Lift Pump - Out of Calibration |
| 6718 | 1075 | 7 | Red | Stop / Shutdown | Engine Electric Fuel Lift Pump Supply - Mechanical System Not Responding or Out of Adjustment |
| 6719 | 94 | 0 | Red | Stop / Shutdown | Engine Fuel Delivery Pressure - Data Valid But Above Normal Operating Range - Most Severe Level |
| 6721 | 5569 | 0 | Amber | Warning | Aftertreatment 1 Diesel Particulate Filter 1 Soot Sensor ECU Internal Temperature - Data Valid But |
| 6722 | 7854 | 12 | Amber | Warning | Aftertreatment 1 Diesel Particulate Filter Soot Sensor Module Voltage Converter - Bad Intelligent |
| 6723 | 6780 | 31 | Amber | Warning | Aftertreatment 1 Diesel Particulate Filter Soot Temperature Sensor - Condition Exists |
| 6724 | 581 | 9 | None | None | Transmission Gear Ratio Module - Abnormal Update Rate |
| 6725 | 102 | 0 | Amber | Warning | Intake Manifold 1 Pressure - Data Valid But Above Normal Operating Range - Least Severe Level |
| 6726 | 4796 | 11 | None | None | Aftertreatment 1 Diesel Oxidation Catalyst Missing - Condition Exists |

# F2500C / F2500CS / F2500W / MF2500C / MF2500CS / MF2500CL /SD2500C / SD2500CS / SD2550C / SD2550CS / SD2500W / SD2500WS
## - Diesel Engine Failure-Codes chart

| Fault Code | SPN | FMI | Lamp Color | SPN Description | Cumins Description |
|---|---|---|---|---|---|
| 6727 | 4358 | 0 | Amber | Warning | Aftertreatment 1 SCR Differential Pressure - Data Valid But Above Normal Operating Range - |
| 6728 | 4358 | 0 | Red | Stop / Shutdown | Aftertreatment 1 SCR Differential Pressure - Data Valid But Above Normal Operating Range - Most |
| 6729 | 4359 | 4 | Amber | Warning | Aftertreatment 1 SCR Outlet Pressure Sensor Circuit - Voltage Below Normal or Shorted to Low |
| 6731 | 4359 | 3 | Amber | Warning | Aftertreatment 1 SCR Outlet Pressure Sensor Circuit - Voltage Above Normal or Shorted to High |
| 6732 | 6586 | 3 | Amber | Warning | Aftertreatment 1 SCR Intake Pressure Sensor Circuit - Voltage Above Normal or Shorted to High |
| 6733 | 6586 | 4 | Amber | Warning | Aftertreatment 1 SCR Intake Pressure Sensor Circuit - Voltage Below Normal or Shorted to Low |
| 6734 | 4419 | 1 | None | None | Aftertreatment 2 SCR Catalyst Conversion Efficiency - Data Valid But Below Normal Operating |
| 6735 | 5569 | 0 | None | None | Aftertreatment 1 Diesel Particulate Filter 1 Soot Sensor ECU Internal Temperature - Data Valid But |
| 6736 | 521025 | 11 | None | None | Restore Factory Setting Malfunction - Condition Exists |
| 6737 | 521026 | 12 | None | None | Route Parameter Manager Module Software Malfunction - Bad Intelligent Device Or Component |
| 6738 | 521031 | 3 | None | None | Route Parameter Manager Module - Voltage Above Normal, Or Shorted To High Source |
| 6739 | 521031 | 4 | None | None | Route Parameter Manager Module - Voltage Below Normal, Or Shorted To Low Source |
| 6741 | 521027 | 14 | None | None | Route Parameter Manager Module CAN 1 Malfunction - Special Instructions |
| 6742 | 521022 | 11 | None | None | Route Parameter Manager Module GPS Antenna Current - Condition Exists |
| 6743 | 521023 | 11 | None | None | Route Parameter Manager Module USB Malfunction - Root Cause Not Known |
| 6744 | 521031 | 13 | None | None | Route Parameter Manager Module - Out Of Calibration |

# F2500C / F2500CS / F2500W / MF2500C / MF2500CS / MF2500CL /SD2500C / SD2500CS / SD2550C / SD2550CS / SD2500W / SD2500WS
## - Diesel Engine Failure-Codes chart

| Fault Code | SPN | FMI | Lamp Color | SPN Description | Cumins Description |
|---|---|---|---|---|---|
| 6745 | 521024 | 12 | None | None | Route Parameter Manager Module Map Loading Malfunction - Bad Intelligent Device Or Component |
| 6746 | 521024 | 11 | None | None | Route Parameter Manager Module Map Loading Malfunction - Condition Exists |
| 6747 | 521028 | 14 | None | None | Route Parameter Manager Module CAN 2 Malfunction - Special Instructions |
| 6748 | 521029 | 11 | None | None | Route Parameter Manager Module Hardware Malfunction - Condition Exists |
| 6749 | 521030 | 11 | None | None | Route Parameter Manager Module Flash Test Malfunction - Condition Exists |
| 6751 | 521025 | 14 | None | None | Restore Factory Setting Successful - Special Instructions |
| 6752 | 3364 | 1 | None | None | Aftertreatment Diesel Exhaust Fluid Quality - Data Valid But Below Normal Operating Range - |
| 6753 | 7936 | 9 | None | None | Navigation Control Module - Abnormal Update Rate |
| 6754 | 7902 | 2 | Amber | Warning | Battery Pack 1 Battery 1 Voltage - Data Erratic, Intermittent, or Incorrect |
| 6755 | 7910 | 2 | Amber | Warning | Battery Pack 1 Battery 2 Voltage - Data Erratic, Intermittent, or Incorrect |
| 6756 | 7918 | 2 | Amber | Warning | Battery Pack 1 Battery 3 Voltage - Data Erratic, Intermittent, or Incorrect |
| 6757 | 7926 | 2 | Amber | Warning | Battery Pack 1 Battery 4 Voltage - Data Erratic, Intermittent, or Incorrect |
| 6758 | 2579 | 2 | Amber | Warning | Net Battery Current - Data Erratic, Intermittent, or Incorrect |
| 6759 | 1075 | 4 | Red | Stop / Shutdown | Engine Electric Fuel Lift Pump Supply Voltage - Voltage Below Normal or Shorted to Low Source |
| 6761 | 7820 | 6 | None | None | Route Parameter Manager Module GPS Antenna - Current Above Normal or Grounded Circuit |
| 6762 | 7820 | 9 | None | None | Route Parameter Manager Module GPS Antenna - Abnormal Update Rate |

# F2500C / F2500CS / F2500W / MF2500C / MF2500CS / MF2500CL /SD2500C / SD2500CS / SD2550C / SD2550CS / SD2500W / SD2500WS
## - Diesel Engine Failure-Codes chart

| Fault Code | SPN | FMI | Lamp Color | SPN Description | Cumins Description |
|---|---|---|---|---|---|
| 6763 | 7820 | 5 | None | None | Route Parameter Manager Module GPS Antenna - Current Below Normal or Open Circuit |
| 6764 | 7820 | 11 | None | None | Route Parameter Manager Module GPS Antenna Input Signal - Root Cause Not Known |
| 6765 | 3521 | 0 | None | None | Aftertreatment 1 Diesel Exhaust Fluid Property - Data Valid But Above Normal Operating Range - |
| 6766 | 3521 | 1 | None | None | Aftertreatment 1 Diesel Exhaust Fluid Property - Data Valid But Below Normal Operating Range - |
| 6767 | 3521 | 11 | None | None | Aftertreatment 1 Diesel Exhaust Fluid Property - Condition Exists |
| 6768 | 5848 | 11 | Amber | Warning | Aftertreatment 1 SCR Intermediate NH3 Sensor - Condition Exists |
| 6769 | 5743 | 11 | Amber | Warning | Aftertreatment Selective Catalytic Reduction Temperature Sensor Module Temperature - Condition |
| 6771 | 521032 | 14 | Red | Stop / Shutdown | Aftertreatment System Assembly - Special Instructions |
| 6772 | 132 | 2 | Amber | Warning | Engine Intake Air Mass Flow - Data Not Rational - Drifted High |
| 6773 | 132 | 2 | Amber | Warning | Engine Intake Air Mass Flow - Data Not Rational - Drifted Low |
| 6774 | 4755 | 0 | Amber | Warning | Aftertreatment 1 Gas Oxidation Catalyst Differential Pressure - Data Valid But above Normal |
| 6775 | 5745 | 3 | None | None | Aftertreatment 1 Diesel Exhaust Fluid Dosing Unit 1 Heater Circuit - Voltage Above Normal or |
| 6776 | 521033 | 11 | None | None | Communication Re-established With Connected Control Module - Condition Exists |
| 6777 | 3517 | 4 | None | None | Aftertreatment 1 Diesel Exhaust Fluid Tank Level Sensor - Voltage Below Normal or Shorted to Low |
| 6778 | 521034 | 11 | Red | Stop / Shutdown | Nominal Voltage Mismatch MLD In Active Gensets - Condition Exists |
| 6779 | 4765 | 2 | None | None | Aftertreatment 1 Diesel Oxidation Catalyst Intake Temperature Sensor - Data Not Rational - Drifted |

# F2500C / F2500CS / F2500W / MF2500C / MF2500CS / MF2500CL /SD2500C / SD2500CS / SD2550C / SD2550CS / SD2500W / SD2500WS
## - Diesel Engine Failure-Codes chart

| Fault Code | SPN | FMI | Lamp Color | SPN Description | Cumins Description |
|---|---|---|---|---|---|
| 6781 | 4765 | 2 | None | None | Aftertreatment 1 Diesel Oxidation Catalyst Intake Temperature Sensor - Data Not Rational - Drifted |
| 6782 | 4766 | 2 | None | None | Aftertreatment 1 Diesel Oxidation Catalyst Outlet Gas Temperature Sensor - Data Not Rational - |
| 6783 | 4766 | 2 | None | None | Aftertreatment 1 Diesel Oxidation Catalyst Outlet Gas Temperature Sensor - Data Not Rational - |
| 6784 | 3246 | 2 | None | None | Aftertreatment 1 Diesel Particulate Filter Outlet Temperature Sensor - Data Not Rational - Drifted |
| 6785 | 3246 | 2 | None | None | Aftertreatment 1 Diesel Particulate Filter Outlet Temperature Sensor - Data Not Rational - Drifted Low |
| 6786 | 3610 | 2 | None | None | Aftertreatment 1 Diesel Particulate Filter Outlet Pressure Sensor - Data Not Rational - Drifted High |
| 6787 | 3610 | 2 | None | None | Aftertreatment 1 Diesel Particulate Filter Outlet Pressure Sensor - Data Not Rational - Drifted Low |
| 6788 | 3251 | 2 | None | None | Aftertreatment 1 Diesel Particulate Filter Differential Pressure Sensor - Data Not Rational - Drifted |
| 6789 | 3251 | 2 | None | None | Aftertreatment 1 Diesel Particulate Filter Differential Pressure Sensor - Data Not Rational - Drifted |
| 6791 | 4363 | 2 | None | None | Aftertreatment 1 SCR Outlet Temperature Sensor - Data Not Rational - Drifted High |
| 6792 | 4363 | 2 | None | None | Aftertreatment 1 SCR Outlet Temperature Sensor - Data Not Rational - Drifted Low |
| 6793 | 7854 | 2 | None | None | Aftertreatment 1 Particulate Sensor Module - Data Not Rational - Drifted High |
| 6794 | 7854 | 2 | None | None | Aftertreatment 1 Particulate Sensor Module - Data Not Rational - Drifted Low |
| 6795 | 3217 | 2 | None | None | Aftertreatment 1 Intake Oxygen Sensor - Data Not Rational - Drifted High |
| 6796 | 3217 | 2 | None | None | Aftertreatment 1 Intake Oxygen Sensor - Data Not Rational - Drifted Low |
| 6797 | 3031 | 2 | None | None | Aftertreatment 1 Diesel Exhaust Fluid Tank Temperature Sensor - Data Not Rational - Drifted High |

# F2500C / F2500CS / F2500W / MF2500C / MF2500CS / MF2500CL /SD2500C / SD2500CS / SD2550C / SD2550CS / SD2500W / SD2500WS
## - Diesel Engine Failure-Codes chart

| Fault Code | SPN | FMI | Lamp Color | SPN Description | Cumins Description |
|---|---|---|---|---|---|
| 6798 | 3031 | 2 | None | None | Aftertreatment 1 Diesel Exhaust Fluid Tank Temperature Sensor - Data Not Rational - Drifted Low |
| 6799 | 4334 | 2 | None | None | Aftertreatment 1 Diesel Exhaust Fluid Pressure Sensor - Data Not Rational - Drifted High |
| 6811 | 4334 | 2 | None | None | Aftertreatment 1 Diesel Exhaust Fluid Pressure Sensor - Data Not Rational - Drifted Low |
| 6812 | 3515 | 2 | None | None | Aftertreatment 1 Diesel Exhaust Fluid Temperature 2 Sensor - Data Not Rational - Drifted High |
| 6813 | 3515 | 2 | None | None | Aftertreatment 1 Diesel Exhaust Fluid Temperature 2 Sensor - Data Not Rational - Drifted Low |
| 6814 | 3227 | 2 | None | None | Aftertreatment 1 Outlet Oxygen Sensor - Data Not Rational - Drifted High |
| 6815 | 3227 | 2 | None | None | Aftertreatment 1 Outlet Oxygen Sensor - Data Not Rational - Drifted Low |
| 6816 | 5971 | 3 | None | None | Aftertreatment 2 Diesel Exhaust Fluid Dosing Unit 1 Heater - Voltage Above Normal or Shorted to |
| 6817 | 5971 | 4 | None | None | Aftertreatment 2 Diesel Exhaust Fluid Dosing Unit 1 Heater - Voltage Below Normal or Shorted to |
| 6818 | 521035 | 11 | Red | Stop / Shutdown | Alternate Frequency Mismatch MLD In Active Gensets - Condition Exists |
| 6819 | 651 | 7 | None | None | Injector Solenoid Driver Cylinder 1 - Mechanical System Not Responding or Out of Adjustment |
| 6821 | 652 | 7 | None | None | Injector Solenoid Driver Cylinder 2 - Mechanical System Not Responding or Out of Adjustment |
| 6822 | 653 | 7 | None | None | Injector Solenoid Driver Cylinder 3 - Mechanical System Not Responding or Out of Adjustment |
| 6823 | 654 | 7 | None | None | Injector Solenoid Driver Cylinder 4 - Mechanical System Not Responding or Out of Adjustment |
| 6824 | 655 | 7 | None | None | Injector Solenoid Driver Cylinder 5 - Mechanical System Not Responding or Out of Adjustment |
| 6825 | 656 | 7 | None | None | Injector Solenoid Driver Cylinder 6 - Mechanical System Not Responding or Out of Adjustment |

# F2500C / F2500CS / F2500W / MF2500C / MF2500CS / MF2500CL /SD2500C / SD2500CS / SD2550C / SD2550CS / SD2500W / SD2500WS
## - Diesel Engine Failure-Codes chart

| Fault Code | SPN | FMI | Lamp Color | SPN Description | Cumins Description |
|---|---|---|---|---|---|
| 6826 | 657 | 7 | None | None | Injector Solenoid Driver Cylinder 7 - Mechanical System Not Responding or Out of Adjustment |
| 6827 | 658 | 7 | None | None | Injector Solenoid Driver Cylinder 8 - Mechanical System Not Responding or Out of Adjustment |
| 6828 | 659 | 7 | None | None | Injector Solenoid Driver Cylinder 9 - Mechanical System Not Responding or Out of Adjustment |
| 6829 | 660 | 7 | None | None | Injector Solenoid Driver Cylinder 10 - Mechanical System Not Responding or Out of Adjustment |
| 6831 | 661 | 7 | None | None | Injector Solenoid Driver Cylinder 11 - Mechanical System Not Responding or Out of Adjustment |
| 6832 | 662 | 7 | None | None | Injector Solenoid Driver Cylinder 12 - Mechanical System Not Responding or Out of Adjustment |
| 6833 | 663 | 7 | None | None | Injector Solenoid Driver Cylinder 13 - Mechanical System Not Responding or Out of Adjustment |
| 6834 | 664 | 7 | None | None | Injector Solenoid Driver Cylinder 14 - Mechanical System Not Responding or Out of Adjustment |
| 6835 | 665 | 7 | None | None | Injector Solenoid Driver Cylinder 15 - Mechanical System Not Responding or Out of Adjustment |
| 6836 | 666 | 7 | None | None | Injector Solenoid Driver Cylinder 16 - Mechanical System Not Responding or Out of Adjustment |
| 6837 | 667 | 7 | None | None | Injector Solenoid Driver Cylinder 17 - Mechanical System Not Responding or Out of Adjustment |
| 6838 | 668 | 7 | None | None | Injector Solenoid Driver Cylinder 18 - Mechanical System Not Responding or Out of Adjustment |
| 6839 | 669 | 7 | None | None | Injector Solenoid Driver Cylinder 19 - Mechanical System Not Responding or Out of Adjustment |
| 6841 | 670 | 7 | None | None | Injector Solenoid Driver Cylinder 20 - Mechanical System Not Responding or Out of Adjustment |
| 6842 | 7581 | 2 | Amber | Warning | Engine Gaseous Fuel Pressure Regulator Intake Pressure - Data Erratic, Intermittent, or Incorrect |
| 6843 | 8290 | 0 | Amber | Warning | Engine Gaseous Fuel Temperature Regulator Intake Temperature - Data Valid But Above Normal |

# F2500C / F2500CS / F2500W / MF2500C / MF2500CS / MF2500CL /SD2500C / SD2500CS / SD2550C / SD2550CS / SD2500W / SD2500WS
## - Diesel Engine Failure-Codes chart

| Fault Code | SPN | FMI | Lamp Color | SPN Description | Cumins Description |
|---|---|---|---|---|---|
| 6844 | 8290 | 3 | Amber | Warning | Engine Gaseous Fuel Temperature Regulator Intake Temperature Sensor Circuit - Voltage Above |
| 6845 | 8290 | 4 | Amber | Warning | Engine Gaseous Fuel Temperature Regulator Intake Temperature Sensor Circuit - Voltage Below |
| 6846 | 8290 | 1 | Amber | Warning | Engine Gaseous Fuel Temperature Regulator Intake Temperature - Data Valid But Below Normal |
| 6847 | 8290 | 2 | Amber | Warning | Engine Gaseous Fuel Temperature Regulator Intake Temperature - Data Erratic, Intermittent, or |
| 6848 | 6647 | 7 | Amber | Warning | Gaseous Fuel High Pressure Shutoff Valve - Mechanical System Not Responding or Out of |
| 6849 | 6647 | 5 | Amber | Warning | Gaseous Fuel High Pressure Shutoff Valve - Current Below Normal or Open Circuit |
| 6851 | 3480 | 2 | None | None | Aftertreatment Fuel Pressure Sensor - Data Not Rational - Drifted High |
| 6852 | 3480 | 2 | None | None | Aftertreatment Fuel Pressure Sensor - Data Not Rational - Drifted Low |
| 6853 | 8309 | 11 | Amber | Warning | Aftertreatment 2 Diesel Exhaust Fluid Dosing Unit 1 Heater Relay - Condition Exists |
| 6854 | 8309 | 7 | Amber | Warning | Aftertreatment 2 Diesel Exhaust Fluid Dosing Unit 1 Heater Relay - Mechanical System Not |
| 6855 | 5746 | 11 | Amber | Warning | Aftertreatment 1 Diesel Exhaust Fluid Dosing Unit 1 Heater Relay - Condition Exists |
| 6856 | 5746 | 7 | Amber | Warning | Aftertreatment 1 Diesel Exhaust Fluid Dosing Unit 1 Heater Relay - Mechanical System Not |
| 6857 | 8289 | 2 | None | None | Fuel System Control Module - Data Erratic, Intermittent, or Incorrect |
| 6858 | 8289 | 9 | None | None | Fuel System Control Module - Abnormal Update Rate |
| 6859 | 1203 | 3 | Amber | Warning | Engine Auxiliary Coolant Pressure Sensor - Voltage Above Normal or Shorted to High Source |
| 6861 | 1203 | 4 | Amber | Warning | Engine Auxiliary Coolant Pressure Sensor - Voltage Below Normal or Shorted to Low Source |

# F2500C / F2500CS / F2500W / MF2500C / MF2500CS / MF2500CL /SD2500C / SD2500CS / SD2550C / SD2550CS / SD2500W / SD2500WS
## - Diesel Engine Failure-Codes chart

| Fault Code | SPN | FMI | Lamp Color | SPN Description | Cumins Description |
|---|---|---|---|---|---|
| 6862 | 6393 | 3 | Amber | Warning | Engine Total Intake Mass Air Flow Rate Sensor - Voltage Above Normal or Shorted to High Source |
| 6863 | 6393 | 4 | Amber | Warning | Engine Total Intake Mass Air Flow Rate Sensor - Voltage Below Normal or Shorted to Low Source |
| 6864 | 102 | 1 | None | None | Intake Manifold 1 Pressure - Data Valid But Below Normal Operating Range - Least Severe Level |
| 6865 | 5541 | 3 | Amber | Warning | Engine Turbocharger 1 Turbine Outlet Pressure Sensor - Voltage Above Normal or Shorted to High |
| 6866 | 5541 | 4 | Amber | Warning | Engine Turbocharger 1 Turbine Outlet Pressure Sensor - Voltage Below Normal or Shorted to Low |
| 6867 | 5544 | 3 | Amber | Warning | Engine Turbocharger 2 Turbine Outlet Pressure Sensor - Voltage Above Normal or Shorted to High |
| 6868 | 5544 | 4 | Amber | Warning | Engine Turbocharger 2 Turbine Outlet Pressure Sensor - Voltage Below Normal or Shorted to Low |
| 6869 | 1184 | 3 | Amber | Warning | Engine Turbocharger 1 Turbine Outlet Temperature Sensor - Voltage Above Normal or Shorted to |
| 6871 | 1184 | 4 | Amber | Warning | Engine Turbocharger 1 Turbine Outlet Temperature Sensor - Voltage Below Normal or Shorted to |
| 6872 | 1185 | 3 | Amber | Warning | Engine Turbocharger 2 Turbine Outlet Temperature Sensor - Voltage Above Normal or Shorted to |
| 6873 | 1185 | 4 | Amber | Warning | Engine Turbocharger 2 Turbine Outlet Temperature Sensor - Voltage Below Normal or Shorted to |
| 6874 | 5982 | 14 | Amber | Warning | SLI Battery Pack Capacity - Special Instructions |
| 6875 | 521038 | 11 | Red | Stop / Shutdown | Under Excitation Fault - Condition Exists |
| 6876 | 4363 | 2 | Amber | Warning | Aftertreatment 1 SCR Outlet Temperature Sensor - Data Not Rational - Drifted High |
| 6877 | 4765 | 2 | Amber | Warning | Aftertreatment 1 Diesel Oxidation Catalyst Intake Temperature Sensor - Data Not Rational - Drifted |
| 6878 | 3242 | 2 | Amber | Warning | Aftertreatment 1 Diesel Particulate Filter Intake Temperature Sensor - Data Not Rational - Drifted |

# F2500C / F2500CS / F2500W / MF2500C / MF2500CS / MF2500CL /SD2500C / SD2500CS / SD2550C / SD2550CS / SD2500W / SD2500WS
## - Diesel Engine Failure-Codes chart

| Fault Code | SPN | FMI | Lamp Color | SPN Description | Cumins Description |
|---|---|---|---|---|---|
| 6879 | 3246 | 2 | Amber | Warning | Aftertreatment 1 Diesel Particulate Filter Outlet Temperature Sensor - Data Not Rational - Drifted |
| 6881 | 4360 | 2 | Amber | Warning | Aftertreatment 1 SCR Intake Temperature Sensor - Data Not Rational - Drifted High |
| 6882 | 1292 | 13 | Red | Stop / Shutdown | Engine Ignition Control Module #1 - Out of Calibration |
| 6883 | 1292 | 3 | Red | Stop / Shutdown | Engine Ignition Control Module #1 - Voltage Above Normal or Shorted to High Source |
| 6884 | 1292 | 4 | Red | Stop / Shutdown | Engine Ignition Control Module #1 - Voltage Below Normal or Shorted to Low Source |
| 6885 | 1292 | 2 | Red | Stop / Shutdown | Engine Ignition Control Module #1 - Data Erratic, Intermittent, or Incorrect |
| 6886 | 8322 | 3 | Amber | Warning | Engine Exhaust Bank 1 Pressure Regulator Actuator Supply Voltage - Voltage Above Normal or |
| 6887 | 8322 | 4 | Amber | Warning | Engine Exhaust Bank 1 Pressure Regulator Actuator Supply Voltage - Voltage below Normal or |
| 6888 | 8323 | 3 | Amber | Warning | Engine Exhaust Bank 2 Pressure Regulator Actuator Supply Voltage - Voltage Above Normal or |
| 6889 | 8323 | 4 | Amber | Warning | Engine Exhaust Bank 2 Pressure Regulator Actuator Supply Voltage - Voltage below Normal or |
| 6891 | 8322 | 12 | Amber | Warning | Engine Exhaust Bank 1 Pressure Regulator Actuator - Bad Intelligent Device or Component |
| 6892 | 8323 | 12 | Amber | Warning | Engine Exhaust Bank 2 Pressure Regulator Actuator - Bad Intelligent Device or Component |
| 6893 | 8322 | 7 | Amber | Warning | Engine Exhaust Bank 1 Pressure Regulator Actuator - Mechanical System Not Responding or Out of |
| 6894 | 8323 | 7 | Amber | Warning | Engine Exhaust Bank 2 Pressure Regulator Actuator - Mechanical System Not Responding or Out of |
| 6895 | 8322 | 13 | Amber | Warning | Engine Exhaust Bank 1 Pressure Regulator Actuator - Out of Calibration |
| 6896 | 8323 | 13 | Amber | Warning | Engine Exhaust Bank 2 Pressure Regulator Actuator - Out of Calibration |

# F2500C / F2500CS / F2500W / MF2500C / MF2500CS / MF2500CL /SD2500C / SD2500CS / SD2550C / SD2550CS / SD2500W / SD2500WS
## - Diesel Engine Failure-Codes chart

| Fault Code | SPN | FMI | Lamp Color | SPN Description | Cumins Description |
|---|---|---|---|---|---|
| 6897 | 8322 | 13 | Red | Stop / Shutdown | Engine Exhaust Bank 1 Pressure Regulator Actuator - Out of Calibration |
| 6898 | 8323 | 13 | Red | Stop / Shutdown | Engine Exhaust Bank 2 Pressure Regulator Actuator - Out of Calibration |
| 6899 | 8320 | 0 | Amber | Warning | Engine Exhaust Bank 1 Pressure Regulator Actuator Temperature - Data Valid But Above Normal |
| 6911 | 8321 | 0 | Amber | Warning | Engine Exhaust Bank 2 Pressure Regulator Actuator Temperature - Data Valid But Above Normal |
| 6912 | 8318 | 1 | Amber | Warning | Engine Exhaust Bank 2 Pressure Regulator Control Circuit Voltage - Data Valid but Below Normal |
| 6913 | 649 | 11 | Amber | Warning | Engine Exhaust Bank 1 Pressure Regulator Actuator Control Circuit - Root Cause Not Known |
| 6914 | 8318 | 11 | Amber | Warning | Engine Exhaust Bank 2 Pressure Regulator Actuator Control Circuit - Root Cause Not Known |
| 6915 | 8322 | 11 | Red | Stop / Shutdown | Engine Exhaust Bank 1 Pressure Regulator Actuator - Condition Exists |
| 6916 | 8323 | 11 | Red | Stop / Shutdown | Engine Exhaust Bank 2 Pressure Regulator Actuator - Condition Exists |
| 6917 | 8322 | 9 | Amber | Warning | Engine Exhaust Bank 1 Pressure Regulator Actuator - Abnormal Update Rate |
| 6918 | 8323 | 9 | Amber | Warning | Engine Exhaust Bank 2 Pressure Regulator Actuator - Abnormal Update Rate |
| 6919 | 91 | 13 | Amber | Warning | SAE J1939 Multiplexed Accelerator Pedal or Lever Sensor System - Out of Calibration |
| 6921 | 1347 | 12 | Amber | Warning | Engine Fuel Pump Pressurizing Assembly - Bad Intelligent Device or Component |
| 6922 | 1075 | 12 | Amber | Warning | Engine Electric Lift Pump - Bad Intelligent Device or Component |
| 6923 | 521043 | 11 | None | None | Gateway is Offline - Condition Exists |
| 6924 | 521044 | 11 | None | None | Gateway is Online - Condition Exists |

# F2500C / F2500CS / F2500W / MF2500C / MF2500CS / MF2500CL /SD2500C / SD2500CS / SD2550C / SD2550CS / SD2500W / SD2500WS
## - Diesel Engine Failure-Codes chart

| Fault Code | SPN | FMI | Lamp Color | SPN Description | Cumins Description |
|---|---|---|---|---|---|
| 6925 | 3216 | 11 | Amber | Warning | Aftertreatment 1 SCR Intake NOx Sensor - Condition Exists |
| 6926 | 3216 | 14 | Amber | Warning | Aftertreatment 1 SCR Intake NOx Sensor - Special Instructions |
| 6927 | 3217 | 14 | Amber | Warning | Aftertreatment Intake Oxygen Sensor - Special Instructions |
| 6928 | 1083 | 0 | Amber | Warning | Auxiliary Frequency Input Channel 1 - Data Valid But Above Normal Operating Range - Moderately |
| 6929 | 1083 | 1 | Amber | Warning | Auxiliary Frequency Input Channel 1 - Data Valid But Below Normal Operating Range - Moderately |
| 6931 | 1083 | 14 | Amber | Warning | Auxiliary Frequency Input Channel 1 - Special Instructions |
| 6932 | 1390 | 2 | Amber | Warning | Engine Fuel Intake Pressure Sensor - Data Not Rational - Drifted High |
| 6933 | 1390 | 2 | Amber | Warning | Engine Fuel Intake Pressure Sensor - Data Not Rational - Drifted Low |
| 6934 | 174 | 2 | Amber | Warning | Engine Fuel Temperature Sensor - Data Not Rational - Drifted High |
| 6935 | 174 | 2 | Amber | Warning | Engine Fuel Temperature Sensor - Data Not Rational - Drifted Low |
| 6936 | 4361 | 3 | Amber | Warning | Aftertreatment 1 SCR Intake Temperature Sensor - Voltage Above Normal or Shorted to High Source |
| 6937 | 4361 | 4 | Amber | Warning | Aftertreatment 1 SCR Intake Temperature Sensor - Voltage Below Normal or Shorted to Low Source |
| 6938 | 5793 | 9 | None | None | Desired Engine Fueling State - Abnormal Update Rate |
| 6939 | 7745 | 9 | None | None | Engine Start Request - Abnormal Update Rate |
| 6941 | 120 | 9 | Amber | Warning | Hydraulic Retarder Oil Temperature Module - Abnormal Update Rate |
| 6942 | 120 | 13 | Amber | Warning | Hydraulic Retarder Oil Temperature Module - Out of Calibration |

# F2500C / F2500CS / F2500W / MF2500C / MF2500CS / MF2500CL /SD2500C / SD2500CS / SD2550C / SD2550CS / SD2500W / SD2500WS
## - Diesel Engine Failure-Codes chart

| Fault Code | SPN | FMI | Lamp Color | SPN Description | Cumins Description |
|---|---|---|---|---|---|
| 6943 | 801 | 3 | Amber | Warning | Retarder Coolant Valve Control Relay Circuit - Voltage Above Normal or Shorted to High Source |
| 6944 | 801 | 4 | Amber | Warning | Retarder Coolant Valve Control Relay Circuit - Voltage Below Normal or Shorted to Low Source |
| 6945 | 7581 | 1 | Amber | Warning | Engine Gaseous Fuel Pressure Regulator Intake Pressure - Data Valid But Below Normal Operating |
| 6946 | 7581 | 11 | Amber | Warning | Engine Gaseous Fuel Pressure Regulator Intake Pressure - Condition Exists |
| 6947 | 8427 | 7 | Amber | Warning | Fuel Tank Receptacle Cover - Mechanical System Not Responding or Out of Adjustment |
| 6948 | 96 | 0 | Amber | Warning | Fuel Level (Main Tank) - Data Valid But Above Normal Operating Range - Moderately Severe Level |
| 6949 | 8420 | 3 | Amber | Warning | Fuel Storage Compartment 1 Temperature 1 Sensor Circuit - Voltage Above Normal or Shorted to |
| 6951 | 8420 | 4 | Amber | Warning | Fuel Storage Compartment 1 Temperature 1 Sensor Circuit - Voltage Below Normal or Shorted to |
| 6952 | 8421 | 3 | Amber | Warning | Fuel Storage Compartment 1 Temperature 2 Sensor Circuit - Voltage Above Normal or Shorted to |
| 6953 | 8421 | 4 | Amber | Warning | Fuel Storage Compartment 1 Temperature 2 Sensor Circuit - Voltage Below Normal or Shorted to |
| 6954 | 2627 | 7 | Amber | Warning | Gaseous Fuel Tank 1 High Pressure Shutoff Valve - Mechanical System Not Responding or Out of |
| 6955 | 8426 | 11 | Maintenance | Maintenance | Fuel Tank Receptacle Cover Detached During Operation - Condition Exists |
| 6956 | 6647 | 5 | Red | Stop / Shutdown | Gaseous Fuel High Pressure Shutoff Valve Circuit - Current Below Normal or Open Circuit |
| 6957 | 6647 | 6 | Red | Stop / Shutdown | Gaseous Fuel High Pressure Shutoff Valve Circuit - Current Above Normal or Grounded Circuit |
| 6958 | 6647 | 6 | Amber | Warning | Gaseous Fuel High Pressure Shutoff Valve Circuit - Current Above Normal or Grounded Circuit |
| 6959 | 911 | 11 | Maintenance | Maintenance | High Pressure Fuel Filter Change - Condition Exists |

# F2500C / F2500CS / F2500W / MF2500C / MF2500CS / MF2500CL /SD2500C / SD2500CS / SD2550C / SD2550CS / SD2500W / SD2500WS
## - Diesel Engine Failure-Codes chart

| Fault Code | SPN | FMI | Lamp Color | SPN Description | Cumins Description |
|---|---|---|---|---|---|
| 6961 | 8289 | 2 | None | None | Fuel System Control Module - Received Network Data in Error |
| 6962 | 8421 | 1 | Amber | Warning | Fuel Storage Compartment 1 Temperature - Data Valid But Below Normal Operating Range - Most |
| 6963 | 8421 | 0 | Red | Stop / Shutdown | Fuel Storage Compartment 1 Temperature - Data Valid But Above Normal Operating Range - Most |
| 6964 | 911 | 11 | Maintenance | Maintenance | Fuel Cabinet Cylinder Inspection - Condition Exists |
| 6965 | 2627 | 11 | Amber | Warning | Gaseous Fuel Tank 1 High Pressure Shutoff Valve Module - Condition Exists |
| 6966 | 1268 | 5 | Red | Stop / Shutdown | Engine Ignition Coil #1 - Current Below Normal or Open Circuit |
| 6967 | 1269 | 5 | Red | Stop / Shutdown | Engine Ignition Coil #2 - Current Below Normal or Open Circuit |
| 6968 | 1270 | 5 | Red | Stop / Shutdown | Engine Ignition Coil #3 - Current Below Normal or Open Circuit |
| 6969 | 1271 | 5 | Red | Stop / Shutdown | Engine Ignition Coil #4 - Current Below Normal or Open Circuit |
| 6971 | 1272 | 5 | Red | Stop / Shutdown | Engine Ignition Coil #5 - Current Below Normal or Open Circuit |
| 6972 | 1273 | 5 | Red | Stop / Shutdown | Engine Ignition Coil #6 - Current Below Normal or Open Circuit |
| 6973 | 3361 | 13 | Red | Stop / Shutdown | Aftertreatment 1 Diesel Exhaust Fluid Dosing Unit - Out of Calibration |
| 6974 | 3361 | 11 | Red | Stop / Shutdown | Aftertreatment 1 Diesel Exhaust Fluid Dosing Unit - Condition Exists |
| 6975 | 3061 | 11 | Amber | Warning | Engine Cold Start Emission Reduction Strategy System Monitor - Condition Exists |
| 6976 | 3061 | 14 | Amber | Warning | Engine Cold Start Emission Reduction Strategy System Monitor - Special Instructions |
| 6977 | 3361 | 14 | Red | Stop / Shutdown | Aftertreatment 1 Diesel Exhaust Fluid Dosing Unit - Special Instructions |

# F2500C / F2500CS / F2500W / MF2500C / MF2500CS / MF2500CL /SD2500C / SD2500CS / SD2550C / SD2550CS / SD2500W / SD2500WS
## - Diesel Engine Failure-Codes chart

| Fault Code | SPN | FMI | Lamp Color | SPN Description | Cumins Description |
|---|---|---|---|---|---|
| 6978 | 3222 | 2 | Amber | Warning | Aftertreatment 1 Intake Gas Sensor Heater - Data Erratic, Intermittent, or Incorrect |
| 6979 | 3232 | 2 | Amber | Warning | Aftertreatment 1 Outlet Gas Sensor Heater - Data Erratic, Intermittent, or Incorrect |
| 6981 | 1294 | 0 | Amber | Warning | Engine Spark Plug #1 Voltage - Data Valid But Above Normal Operating Range - Moderately Severe |
| 6982 | 1295 | 0 | Amber | Warning | Engine Spark Plug #2 Voltage - Data Valid But Above Normal Operating Range - Moderately Severe |
| 6983 | 1296 | 0 | Amber | Warning | Engine Spark Plug #3 Voltage - Data Valid But Above Normal Operating Range - Moderately Severe |
| 6984 | 1297 | 0 | Amber | Warning | Engine Spark Plug #4 Voltage - Data Valid But Above Normal Operating Range - Moderately Severe |
| 6985 | 1298 | 0 | Amber | Warning | Engine Spark Plug #5 Voltage - Data Valid But Above Normal Operating Range - Moderately Severe |
| 6986 | 1299 | 0 | Amber | Warning | Engine Spark Plug #6 Voltage - Data Valid But Above Normal Operating Range - Moderately Severe |
| 6987 | 1294 | 1 | Amber | Warning | Engine Spark Plug #1 Voltage - Data Valid But Below Normal Operating Range - Moderately Severe |
| 6988 | 1295 | 1 | Amber | Warning | Engine Spark Plug #2 Voltage - Data Valid But Below Normal Operating Range - Moderately Severe |
| 6989 | 1296 | 1 | Amber | Warning | Engine Spark Plug #3 Voltage - Data Valid But Below Normal Operating Range - Moderately Severe |
| 6991 | 1297 | 1 | Amber | Warning | Engine Spark Plug #4 Voltage - Data Valid But Below Normal Operating Range - Moderately Severe |
| 6992 | 1298 | 1 | Amber | Warning | Engine Spark Plug #5 Voltage - Data Valid But Below Normal Operating Range - Moderately Severe |
| 6993 | 1299 | 1 | Amber | Warning | Engine Spark Plug #6 Voltage - Data Valid But Below Normal Operating Range - Moderately Severe |
| 6994 | 7581 | 9 | None | None | Engine Gaseous Fuel Pressure Regulator Intake Pressure - Abnormal Update Rate |
| 6995 | 1241 | 9 | None | None | Engine Fuel System 1 Gas Mass Flow Rate - Abnormal Update Rate |

# F2500C / F2500CS / F2500W / MF2500C / MF2500CS / MF2500CL /SD2500C / SD2500CS / SD2550C / SD2550CS / SD2500W / SD2500WS
## - Diesel Engine Failure-Codes chart

| Fault Code | SPN | FMI | Lamp Color | SPN Description | Cumins Description |
|---|---|---|---|---|---|
| 6996 | 3543 | 13 | None | None | Engine Operating State - Out of Calibration |
| 6997 | 3543 | 9 | None | None | Engine Operating State - Abnormal Update Rate |
| 6998 | 159 | 13 | None | None | Engine Gaseous Fuel Supply Pressure 1 - Out of Calibration |
| 6999 | 1241 | 13 | None | None | Engine Fuel System 1 Gas Mass Flow Rate - Out of Calibration |
| 7111 | 1040 | 9 | None | None | Total Fuel Used (Gaseous) - Abnormal Update Rate |
| 7112 | 235 | 9 | None | None | Engine Total Idle Hours - Abnormal Update Rate |
| 7113 | 1040 | 13 | None | None | Total Fuel Used (Gaseous) - Out of Calibration |
| 7114 | 235 | 13 | None | None | Engine Total Idle Hours - Out of Calibration |
| 7115 | 245 | 13 | None | None | Total Vehicle Distance - Out of Calibration |
| 7116 | 245 | 9 | None | None | Total Vehicle Distance - Abnormal Update Rate |
| 7117 | 7081 | 9 | None | None | Engine Gaseous Fuel Supply Shutoff Valve 1 Position - Abnormal Update Rate |
| 7118 | 7581 | 13 | None | None | Engine Gaseous Fuel Pressure Regulator Intake Pressure - Out of Calibration |
| 7119 | 7081 | 13 | None | None | Engine Gaseous Fuel Supply Shutoff Valve 1 Position - Out of Calibration |
| 7121 | 7581 | 3 | Amber | Warning | Engine Gaseous Fuel Pressure Regulator Intake Pressure Circuit - Voltage Above Normal or Shorted |
| 7122 | 7581 | 4 | Amber | Warning | Engine Gaseous Fuel Pressure Regulator Intake Pressure Circuit - Voltage Below Normal or Shorted |
| 7123 | 4331 | 1 | Maintenance | Maintenance | Aftertreatment 1 Diesel Exhaust Fluid Actual Dosing Quantity - Data Valid But Below Normal |

# F2500C / F2500CS / F2500W / MF2500C / MF2500CS / MF2500CL /SD2500C / SD2500CS / SD2550C / SD2550CS / SD2500W / SD2500WS
# - Diesel Engine Failure-Codes chart

| Fault Code | SPN | FMI | Lamp Color | SPN Description | Cumins Description |
|---|---|---|---|---|---|
| 7124 | 4384 | 1 | Maintenance | Maintenance | Aftertreatment 2 Diesel Exhaust Fluid Actual Dosing Quantity - Data Valid But Below Normal |
| 7125 | 7827 | 11 | Red | Stop / Shutdown | Transmission Communications Failure Idle Torque Limit - Condition Exists |
| 7126 | 7829 | 11 | Red | Stop / Shutdown | Transmission Failure Mode Idle Torque Limit - Condition Exists |
| 7127 | 2659 | 0 | Amber | Warning | Engine Exhaust Gas Recirculation Mass Flow Rate - Data Valid But Above Normal Operating Range |
| 7128 | 5023 | 2 | None | None | ACC usage demand - Data Erratic, Intermittent, or Incorrect |
| 7129 | 2629 | 3 | Amber | Warning | Engine Turbocharger Compressor Outlet Temperature - Voltage Above Normal or Shorted to High |
| 7131 | 2629 | 4 | Amber | Warning | Engine Turbocharger Compressor Outlet Temperature - Voltage Below Normal or Shorted to Low |
| 7132 | 6385 | 11 | Red | Stop / Shutdown | Engine Starter Motor Relay Control - Condition Exists |
| 7133 | 7745 | 13 | Amber | Warning | Engine Start Request - Out of Calibration |
| 7134 | 7746 | 13 | Amber | Warning | Engine Start Consent - Out of Calibration |
| 7135 | 103 | 0 | Amber | Warning | Engine Turbocharger Speed - Data Valid But Above Normal Operating Range - Least Severe Level |
| 7136 | 5397 | 11 | None | None | Aftertreatment Diesel Particulate Filter Regeneration too Frequent - Condition Exists |
| 7137 | 5319 | 11 | None | None | Aftertreatment Diesel Particulate Filter Incomplete Regeneration - Condition Exists |
| 7138 | 3563 | 4 | Red | Stop / Shutdown | Engine Intake Manifold Absolute Pressure Sensor Circuit - Voltage Below Normal or Shorted to Low |
| 7139 | 110 | 3 | Red | Stop / Shutdown | Engine Coolant Temperature Sensor Circuit - Voltage Above Normal or Shorted to High Source |
| 7141 | 105 | 3 | Red | Stop / Shutdown | Engine Intake Manifold Temperature Sensor Circuit - Voltage Above Normal or Shorted to High |

# F2500C / F2500CS / F2500W / MF2500C / MF2500CS / MF2500CL /SD2500C / SD2500CS / SD2550C / SD2550CS / SD2500W / SD2500WS - Diesel Engine Failure-Codes chart

| Fault Code | SPN | FMI | Lamp Color | SPN Description | Cumins Description |
|---|---|---|---|---|---|
| 7142 | 105 | 4 | Red | Stop / Shutdown | Engine Intake Manifold Temperature Sensor Circuit - Voltage Below Normal or Shorted to Low |
| 7143 | 7320 | 14 | Red | Stop / Shutdown | Engine Multiple Cylinder Knock Level - Special Instructions |
| 7144 | 3606 | 14 | Amber | Warning | Engine Controlled Shutdown Request - Special Instructions |
| 7145 | 1235 | 9 | Amber | Warning | J1939 Network #3 - Abnormal Update Rate |
| 7146 | 1235 | 2 | Amber | Warning | J1939 Network #3 - Received Network Data in Error |
| 7147 | 695 | 9 | Red | Stop / Shutdown | Engine Override Control - Abnormal Update Rate |
| 7148 | 1235 | 14 | Red | Stop / Shutdown | J1939 Network #3 - Special Instructions |
| 7149 | 1231 | 13 | Amber | Warning | J1939 Network #2 - Out of Calibration |
| 7151 | 1235 | 13 | Amber | Warning | J1939 Network #3 - Out of Calibration |
| 7152 | 3249 | 3 | Red | Stop / Shutdown | Aftertreatment Exhaust Temperature 2 Sensor Circuit - Voltage Above Normal or Shorted to High |
| 7153 | 3249 | 4 | Red | Stop / Shutdown | Aftertreatment Exhaust Temperature 2 Sensor Circuit - Voltage Below Normal or Shorted to Low |
| 7154 | 629 | 3 | Amber | Warning | Engine Control Module Circuit - Voltage Above Normal or Shorted to High Source |
| 7155 | 629 | 4 | Amber | Warning | Engine Control Module Circuit - Voltage Below Normal or Shorted to Low Source |
| 7156 | 629 | 14 | Amber | Warning | Engine Control Module Spark Supply Voltage - Special Instructions |
| 7157 | 3241 | 1 | Amber | Warning | Aftertreatment Exhaust Temperature 1 - Data Valid But Below Normal Operating Range - Moderately |
| 7158 | 1393 | 3 | Amber | Warning | Engine Cylinder 1 Ignition Transformer Secondary Output - Voltage Above Normal or Shorted to High |

# F2500C / F2500CS / F2500W / MF2500C / MF2500CS / MF2500CL /SD2500C / SD2500CS / SD2550C / SD2550CS / SD2500W / SD2500WS
## - Diesel Engine Failure-Codes chart

| Fault Code | SPN | FMI | Lamp Color | SPN Description | Cumins Description |
|---|---|---|---|---|---|
| 7159 | 1294 | 3 | Amber | Warning | Engine Spark Plug #1 Voltage - Voltage Above Normal or Shorted to High Source |
| 7161 | 1295 | 3 | Amber | Warning | Engine Spark Plug #2 Voltage - Voltage Above Normal or Shorted to High Source |
| 7162 | 1296 | 3 | Amber | Warning | Engine Spark Plug #3 Voltage - Voltage Above Normal or Shorted to High Source |
| 7163 | 1297 | 3 | Amber | Warning | Engine Spark Plug #4 Voltage - Voltage Above Normal or Shorted to High Source |
| 7164 | 1298 | 3 | Amber | Warning | Engine Spark Plug #5 Voltage - Voltage Above Normal or Shorted to High Source |
| 7165 | 1299 | 3 | Amber | Warning | Engine Spark Plug #6 Voltage - Voltage Above Normal or Shorted to High Source |
| 7166 | 1394 | 3 | Amber | Warning | Engine Cylinder 2 Ignition Transformer Secondary Output - Voltage Above Normal or Shorted to High |
| 7167 | 1395 | 3 | Amber | Warning | Engine Cylinder 3 Ignition Transformer Secondary Output - Voltage Above Normal or Shorted to High |
| 7168 | 1396 | 3 | Amber | Warning | Engine Cylinder 4 Ignition Transformer Secondary Output - Voltage Above Normal or Shorted to High |
| 7169 | 1397 | 3 | Amber | Warning | Engine Cylinder 5 Ignition Transformer Secondary Output - Voltage Above Normal or Shorted to High |
| 7171 | 1398 | 3 | Amber | Warning | Engine Cylinder 6 Ignition Transformer Secondary Output - Voltage Above Normal or Shorted to High |
| 7172 | 3217 | 11 | Amber | Warning | Aftertreatment Intake Oxygen Sensor - Condition Exists |
| 7173 | 3218 | 14 | Amber | Warning | Aftertreatment Intake NOx Sensor - Special Instructions |
| 7174 | 3227 | 11 | Amber | Warning | Aftertreatment Outlet Oxygen Sensor - Condition Exists |
| 7175 | 3227 | 14 | Amber | Warning | Aftertreatment Outlet Oxygen Sensor - Special Instructions |
| 7176 | 3228 | 14 | Amber | Warning | Aftertreatment Outlet NOx Sensor - Special Instructions |

# F2500C / F2500CS / F2500W / MF2500C / MF2500CS / MF2500CL /SD2500C / SD2500CS / SD2550C / SD2550CS / SD2500W / SD2500WS
## - Diesel Engine Failure-Codes chart

| Fault Code | SPN | FMI | Lamp Color | SPN Description | Cumins Description |
|---|---|---|---|---|---|
| 7177 | 633 | 12 | Amber | Warning | Engine Fuel Actuator Control - Bad Intelligent Device or Component |
| 7178 | 1319 | 1 | Red | Stop / Shutdown | Engine Intake Manifold Pressure Bank Imbalance - Data Valid But Below Normal Operating Range - |
| 7179 | 1127 | 3 | Red | Stop / Shutdown | Engine Turbocharger 1 Boost Pressure Sensor - Voltage Above Normal or Shorted to High Source |
| 7181 | 1127 | 4 | Red | Stop / Shutdown | Engine Turbocharger 1 Boost Pressure Sensor - Voltage Below Normal or Shorted to Low Source |
| 7182 | 639 | 2 | Amber | Warning | J1939 Network #1 - Received Network Data in Error |
| 7183 | 1231 | 2 | Amber | Warning | J1939 Network #2 - Received Network Data in Error |
| 7184 | 3350 | 9 | Red | Stop / Shutdown | TSC1 Control Purpose - Abnormal Update Rate |
| 7185 | 518 | 2 | Red | Stop / Shutdown | Engine Requested Torque/Torque Limit - Received Network Data in Error |
| 7186 | 518 | 13 | Amber | Warning | Engine Requested Torque/Torque Limit - Out of Calibration |
| 7187 | 8289 | 14 | Amber | Warning | Fuel System Control Module - Special Instructions |
| 7188 | 8289 | 2 | Red | Stop / Shutdown | Fuel System Control Module - Received Network Data in Error |
| 7189 | 7081 | 11 | None | None | Engine Gaseous Fuel Supply Shutoff Valve 1 Position - Condition Exists |
| 7191 | 7581 | 1 | None | None | Engine Gaseous Fuel Pressure Regulator Intake Pressure - Data Valid But Below Normal Operating |
| 7192 | 1292 | 1 | Amber | Warning | Engine Ignition Control Module #1 - Data Valid But Below Normal Operating Range - Moderately |
| 7193 | 5749 | 1 | Amber | Warning | Engine Exhaust Pressure 2 - Data Valid But Below Normal Operating Range - Moderately Severe |
| 7194 | 8289 | 1 | None | None | Fuel System Control Module - Data Valid But Below Normal Operating Range - Least Severe Level |

# F2500C / F2500CS / F2500W / MF2500C / MF2500CS / MF2500CL /SD2500C / SD2500CS / SD2550C / SD2550CS / SD2500W / SD2500WS
## - Diesel Engine Failure-Codes chart

| Fault Code | SPN | FMI | Lamp Color | SPN Description | Cumins Description |
|---|---|---|---|---|---|
| 7195 | 8289 | 1 | None | None | Fuel System Control Module - Data Valid But Below Normal Operating Range - Moderately Severe |
| 7196 | 251 | 9 | None | None | Real Time Clock - Abnormal Update Rate |
| 7197 | 251 | 11 | None | None | Real Time Clock - Condition Exists |
| 7198 | 521046 | 1 | Red | Stop / Shutdown | Electronic Metal Chip Detector Sensor - Data Valid But Below Normal Operating Range - Most |
| 7199 | 521046 | 1 | Amber | Warning | Electronic Metal Chip Detector Sensor - Data Valid But Below Normal Operating Range - Moderately |
| 7211 | 521046 | 3 | Amber | Warning | Electronic Metal Chip Detector Sensor - Voltage Above Normal or Shorted to High Source |
| 7212 | 1244 | 3 | Amber | Warning | Engine Fuel Actuator 2 Control Valve Circuit - Voltage Above Normal or Shorted to High Source |
| 7213 | 639 | 11 | Amber | Warning | J1939 Network #1 - Condition Exists |
| 7214 | 1244 | 1 | Amber | Warning | Engine Fuel Actuator 2 Control Valve - Data Valid But Below Normal Operating Range - Moderately |
| 7215 | 1244 | 1 | Amber | Warning | Engine Fuel Actuator 2 Control Valve - Data Valid But Above Normal Operating Range - Moderately |
| 7216 | 1322 | 2 | Amber | Warning | Engine Misfire for Multiple Cylinders - Data Erratic, Intermittent, or Incorrect |
| 7217 | 1696 | 11 | Amber | Warning | Engine Exhaust O2 Sensor Closed Loop Operation - Condition Exists |
| 7218 | 5749 | 11 | Amber | Warning | Engine Exhaust Gas Pressure 2 Sensor - Condition Exists |
| 7219 | 521047 | 11 | None | None | PC500/PC550 CloudLink (All Faults Cleared) - Condition Exists |
| 7221 | 521048 | 9 | None | None | Lost Communication with LIN Communication Bus - Abnormal Update Rate |
| 7222 | 1112 | 3 | None | None | Engine Brake Actuator Driver 3 Circuit - Voltage Above Normal or Shorted to High Source |

# F2500C / F2500CS / F2500W / MF2500C / MF2500CS / MF2500CL /SD2500C / SD2500CS / SD2550C / SD2550CS / SD2500W / SD2500WS
## - Diesel Engine Failure-Codes chart

| Fault Code | SPN | FMI | Lamp Color | SPN Description | Cumins Description |
|---|---|---|---|---|---|
| 7223 | 1112 | 4 | None | None | Engine Brake Actuator Driver 3 Circuit - Voltage Below Normal or Shorted to Low Source |
| 7224 | 7332 | 1 | Amber | Warning | Aftertreatment Thermal Management Status - Data Valid But Below Normal Operating Range - |
| 7225 | 6393 | 2 | Amber | Warning | Engine Fuel System 1 Total Intake Mass Air Flow Rate Sensor - Data Erratic, Intermittent, or Incorrect |
| 7226 | 6393 | 8 | Amber | Warning | Engine Fuel System 1 Total Intake Mass Air Flow Rate Sensor - Abnormal Frequency or Pulse Width |
| 7227 | 8310 | 2 | Amber | Warning | Engine Fuel System 2 Total Intake Mass Air Flow Rate Sensor - Data Erratic, Intermittent, or Incorrect |
| 7228 | 8310 | 8 | Amber | Warning | Engine Fuel System 2 Total Intake Mass Air Flow Rate Sensor - Abnormal Frequency or Pulse Width |
| 7229 | 1244 | 12 | Amber | Warning | Engine Fuel Actuator 2 Control Valve - Bad Intelligent Device or Component |
| 7231 | 8289 | 11 | None | None | Fuel System Control Module - Condition Exists |
| 7232 | 3058 | 0 | Amber | Warning | Engine Exhaust Gas Recirculation (EGR) System - Data Valid But Above Normal Operating Range - |
| 7233 | 102 | 1 | Amber | Warning | Engine Intake Manifold Pressure - Data Valid But Below Normal Operating Range - Most Severe |
| 7234 | 188 | 1 | Amber | Warning | Engine Speed At Idle - Data Valid But Below Normal Operating Range - Least Severe Level |
| 7235 | 520215 | 2 | Amber | Warning | Interstage Air Pressure Sensor - Data Erratic, Intermittent, or Incorrect |
| 7236 | 4094 | 1 | Amber | Warning | NOx Limits Exceeded Due to Insufficient Reagent Quality - Data Valid But Below Normal Operating |
| 7237 | 520744 | 11 | Red | Stop / Shutdown | Engine Starter Control - Condition Exists |
| 7238 | 609 | 9 | Red | Stop / Shutdown | Fuel Control Module - Abnormal Update Rate |
| 7239 | 609 | 1 | Red | Stop / Shutdown | Fuel Control Module Circuit Voltage - Data Valid But Below Normal Operating Range - Most Severe |

# F2500C / F2500CS / F2500W / MF2500C / MF2500CS / MF2500CL /SD2500C / SD2500CS / SD2550C / SD2550CS / SD2500W / SD2500WS
## - Diesel Engine Failure-Codes chart

| Fault Code | SPN | FMI | Lamp Color | SPN Description | Cumins Description |
|---|---|---|---|---|---|
| 7241 | 1127 | 1 | Red | Stop / Shutdown | Engine Turbocharger 1 Boost Pressure - Data Valid But Below Normal Operating Range - Most |
| 7242 | 521049 | 9 | None | None | Lost Communication with LIN 2 Communication Bus - Abnormal Update Rate |
| 7243 | 521050 | 11 | Amber | Warning | Failed Normal Start Attempt - Condition Exists |
| 7244 | 609 | 2 | Amber | Warning | Fuel Control Module - Data Erratic, Intermittent, or Incorrect |
| 7245 | 609 | 12 | Red | Stop / Shutdown | Fuel Control Module - Bad Intelligent Device or Component |
| 7246 | 521046 | 1 | None | None | Electronic Metal Chip Detector - Data Valid But Below Normal Operating Range - Least Severe Level |
| 7247 | 8477 | 3 | Amber | Warning | Engine Mixer 1 Intake Pressure Sensor - Voltage Above Normal or Shorted to High Source |
| 7248 | 8477 | 4 | Amber | Warning | Engine Mixer 1 Intake Pressure Sensor - Voltage Below Normal or Shorted to Low Source |
| 7249 | 8607 | 3 | Amber | Warning | Engine Mixer 2 Intake Pressure Sensor - Voltage Above Normal or Shorted to High Source |
| 7251 | 8607 | 4 | Amber | Warning | Engine Mixer 2 Intake Pressure Sensor - Voltage Below Normal or Shorted to Low Source |
| 7252 | 2623 | 3 | Red | Stop / Shutdown | Accelerator Pedal or Lever Position Sensor 2 Circuit - Voltage Above Normal or Shorted to High |
| 7253 | 2623 | 4 | Red | Stop / Shutdown | Accelerator Pedal or Lever Position Sensor 2 Circuit - Voltage Below Normal or Shorted to Low |
| 7254 | 2623 | 8 | Red | Stop / Shutdown | Accelerator Pedal or Lever Position Sensor 2 Circuit Frequency - Abnormal Frequency or Pulse |
| 7255 | 8289 | 12 | Red | Stop / Shutdown | Fuel System Control Module - Bad Intelligent Device or Component |
| 7256 | 3510 | 4 | Maintenance | Maintenance | Sensor supply voltage 2 - Voltage Below Normal or Shorted to Low Source |
| 7257 | 3510 | 3 | Maintenance | Maintenance | Sensor supply voltage 2 - Voltage Above Normal or Shorted to High Source |

# F2500C / F2500CS / F2500W / MF2500C / MF2500CS / MF2500CL /SD2500C / SD2500CS / SD2550C / SD2550CS / SD2500W / SD2500WS
## - Diesel Engine Failure-Codes chart

| Fault Code | SPN | FMI | Lamp Color | SPN Description | Cumins Description |
|---|---|---|---|---|---|
| 7258 | 8289 | 12 | Maintenance | Maintenance | Fuel System Control Module - Bad Intelligent Device or Component |
| 7259 | 3509 | 3 | Maintenance | Maintenance | Sensor supply voltage 1 - Voltage Above Normal or Shorted to High Source |
| 7261 | 3509 | 4 | Maintenance | Maintenance | Sensor supply voltage 1 - Voltage Below Normal or Shorted to Low Source |
| 7262 | 1136 | 2 | None | None | Engine ECU Temperature - Data Erratic, Intermittent, or Incorrect |
| 7263 | 8289 | 12 | Amber | Warning | Fuel System Control Module - Bad Intelligent Device or Component |
| 7264 | 6647 | 0 | Amber | Warning | Gaseous Fuel High Pressure Shutoff Valve - Data Valid But Above Normal Operating Range - |
| 7265 | 6647 | 1 | Amber | Warning | Gaseous Fuel High Pressure Shutoff Valve - Data Valid But Below Normal Operating Range - |
| 7266 | 3683 | 3 | Amber | Warning | Steering Wheel Angle Sensor Circuit - Voltage Above Normal or Shorted to High Source |
| 7267 | 3683 | 4 | Amber | Warning | Steering Wheel Angle Sensor Circuit - Voltage Below Normal or Shorted to Low Source |
| 7268 | 8858 | 1 | Maintenance | Maintenance | Aftertreatment 1 SCR System Cleaning Incomplete Due to Low Exhaust Temperature - Data Valid |
| 7269 | 8858 | 1 | Amber | Warning | Aftertreatment 1 SCR System Cleaning Incomplete Due to Low Exhaust Temperature - Data Valid |
| 7271 | 8859 | 1 | Maintenance | Maintenance | Aftertreatment 2 SCR System Cleaning Incomplete Due to Low Exhaust Temperature - Data Valid |
| 7272 | 8859 | 1 | Amber | Warning | Aftertreatment 2 SCR System Cleaning Incomplete Due to Low Exhaust Temperature - Data Valid |
| 7273 | 1209 | 1 | Amber | Warning | Exhaust Gas Pressure - Data Valid But Below Normal Operating Range - Least Severe Level |
| 7274 | 159 | 11 | Amber | Warning | Engine Gaseous Fuel Supply Pressure - Condition Exists |
| 7275 | 159 | 2 | Amber | Warning | Engine Gaseous Fuel Supply Pressure - Data Not Rational - Drifted High |

# F2500C / F2500CS / F2500W / MF2500C / MF2500CS / MF2500CL /SD2500C / SD2500CS / SD2550C / SD2550CS / SD2500W / SD2500WS
## - Diesel Engine Failure-Codes chart

| Fault Code | SPN | FMI | Lamp Color | SPN Description | Cumins Description |
|---|---|---|---|---|---|
| 7276 | 159 | 2 | Amber | Warning | Engine Gaseous Fuel Supply Pressure - Data Not Rational - Drifted Low |
| 7277 | 8289 | 2 | Amber | Warning | Fuel System Control Module - Data Erratic, Intermittent, or Incorrect |
| 7278 | 8289 | 9 | Amber | Warning | Fuel System Control Module - Abnormal Update Rate |
| 7279 | 8289 | 2 | Amber | Warning | Fuel System Control Module - Received Network Data in Error |
| 7281 | 8289 | 11 | Amber | Warning | Fuel System Control Module - Condition Exists |
| 7282 | 7081 | 1 | Red | Stop / Shutdown | Engine Gaseous Fuel Supply Shutoff Valve 1 Position - Data Valid But Below Normal Operating |
| 7283 | 107 | 3 | Amber | Warning | Engine Air Filter Differential Pressure Sensor Circuit - Voltage Above Normal or Shorted to High |
| 7284 | 107 | 4 | Amber | Warning | Engine Air Filter Differential Pressure Sensor Circuit - Voltage Below Normal or Shorted to Low |
| 7285 | 1569 | 14 | Amber | Warning | Engine Protection Torque Derate - Special Instructions |
| 7286 | 8613 | 9 | None | None | Source Address of Active or Pending Transmission Requested Gear - Abnormal Update Rate |
| 7287 | 612 | 2 | Red | Stop / Shutdown | Engine ECM to Generator Set Controller Communication - Data Erratic, Intermittent, or Incorrect |
| 7288 | 6575 | 2 | Amber | Warning | Engine Main Chamber Air Fuel Ratio - Data Erratic, Intermittent, or Incorrect |
| 7289 | 7581 | 4 | Maintenance | Maintenance | Engine Gaseous Fuel Pressure Regulator Intake Pressure Circuit - Voltage Below Normal or Shorted |
| 7291 | 8421 | 1 | Maintenance | Maintenance | Fuel Storage Compartment 1 Temperature - Data Valid But Below Normal Operating Range - Most |
| 7292 | 8420 | 3 | Maintenance | Maintenance | Fuel Storage Compartment 1 Temperature 1 Sensor Circuit - Voltage Above Normal or Shorted to |
| 7293 | 8420 | 4 | Maintenance | Maintenance | Fuel Storage Compartment 1 Temperature 1 Sensor Circuit - Voltage Below Normal or Shorted to |

# F2500C / F2500CS / F2500W / MF2500C / MF2500CS / MF2500CL /SD2500C / SD2500CS / SD2550C / SD2550CS / SD2500W / SD2500WS
## - Diesel Engine Failure-Codes chart

| Fault Code | SPN | FMI | Lamp Color | SPN Description | Cumins Description |
|---|---|---|---|---|---|
| 7294 | 8421 | 3 | Maintenance | Maintenance | Fuel Storage Compartment 1 Temperature 2 Sensor Circuit - Voltage Above Normal or Shorted to |
| 7295 | 8421 | 4 | Maintenance | Maintenance | Fuel Storage Compartment 1 Temperature 2 Sensor Circuit - Voltage Below Normal or Shorted to |
| 7296 | 7581 | 1 | Maintenance | Maintenance | Engine Gaseous Fuel Pressure Regulator Intake Pressure - Data Valid But Below Normal Operating |
| 7297 | 7581 | 2 | Maintenance | Maintenance | Engine Gaseous Fuel Pressure Regulator Intake Pressure - Data Erratic, Intermittent, or Incorrect |
| 7298 | 7581 | 3 | Maintenance | Maintenance | Engine Gaseous Fuel Pressure Regulator Intake Pressure Circuit - Voltage Above Normal or Shorted |
| 7299 | 8290 | 0 | Maintenance | Maintenance | Engine Gaseous Fuel Temperature Regulator Intake Temperature - Data Valid But Above Normal |
| 7311 | 8290 | 3 | Maintenance | Maintenance | Engine Gaseous Fuel Temperature Regulator Intake Temperature Sensor Circuit - Voltage Above |
| 7312 | 8290 | 2 | Maintenance | Maintenance | Engine Gaseous Fuel Temperature Regulator Intake Temperature - Data Erratic, Intermittent, or |
| 7313 | 520754 | 1 | Red | Stop / Shutdown | Engine Fuel Pump Oil Pressure - Data Valid But Below Normal Operating Range - Most Severe Level |
| 7314 | 520754 | 1 | Amber | Warning | Engine Fuel Pump Oil Pressure - Data Valid But Below Normal Operating Range - Moderately Severe |
| 7315 | 520754 | 3 | Maintenance | Maintenance | Engine Fuel Pump Oil Pressure Sensor Circuit - Voltage Above Normal or Shorted to High Source |
| 7316 | 520754 | 4 | Maintenance | Maintenance | Engine Fuel Pump Oil Pressure Sensor Circuit - Voltage Below Normal or Shorted to Low Source |
| 7317 | 521053 | 0 | Red | Stop / Shutdown | Engine Fuel Pump Oil Differential Pressure - Data Valid But Above Normal Operating Range - Most |
| 7318 | 521053 | 0 | Amber | Warning | Engine Fuel Pump Oil Differential Pressure - Data Valid But Above Normal Operating Range - |
| 7319 | 3226 | 11 | None | None | Aftertreatment 1 Outlet NOx Sensor - Condition Exists |
| 7321 | 521054 | 3 | Amber | Warning | Engine Fuel Shutoff Valve High Side Relay Driver Circuit - Voltage Above Normal or Shorted to High |

# F2500C / F2500CS / F2500W / MF2500C / MF2500CS / MF2500CL /SD2500C / SD2500CS / SD2550C / SD2550CS / SD2500W / SD2500WS
## - Diesel Engine Failure-Codes chart

| Fault Code | SPN | FMI | Lamp Color | SPN Description | Cumins Description |
|---|---|---|---|---|---|
| 7322 | 521054 | 4 | Red | Stop / Shutdown | Engine Fuel Shutoff Valve High Side Relay Driver Circuit - Voltage Below Normal or Shorted to Low |
| 7323 | 521055 | 3 | Red | Stop / Shutdown | Engine Fuel Shutoff Valve Low Side Relay Driver Circuit- Voltage Above Normal or Shorted to High |
| 7324 | 521055 | 4 | Amber | Warning | Engine Fuel Shutoff Valve Low Side Relay Driver Circuit - Voltage Below Normal or Shorted to Low |
| 7325 | 4374 | 11 | None | None | Aftertreatment 1 Diesel Exhaust Fluid Pump Motor Speed - Condition Exists |
| 7326 | 5444 | 0 | Amber | Warning | Engine Crankcase Breather Oil Separator Speed - Data Valid But Above Normal Operating Range - |
| 7327 | 5444 | 1 | Amber | Warning | Engine Crankcase Breather Oil Separator Speed - Data Valid But Below Normal Operating Range - |
| 7328 | 4236 | 0 | Amber | Warning | Short-term Fuel Trim - Data Valid But Above Normal Operating Range - Moderately Severe Level |
| 7329 | 4236 | 1 | Amber | Warning | Short-term Fuel Trim - Data Valid But Below Normal Operating Range - Moderately Severe Level |
| 7331 | 4236 | 2 | Amber | Warning | Short-term Fuel Trim - Data Erratic, Intermittent, or Incorrect |
| 7332 | 521056 | 7 | Maintenance | Maintenance | Active Grill Shutter Actuator - Mechanical System Not Responding or Out of Adjustment |
| 7333 | 521056 | 14 | Maintenance | Maintenance | Active Grill Shutter Actuator - Special Instructions |
| 7334 | 521056 | 4 | Maintenance | Maintenance | Active Grill Shutter Actuator Circuit - Voltage Below Normal or Shorted to Low Source |
| 7335 | 521056 | 3 | Maintenance | Maintenance | Active Grill Shutter Actuator Circuit - Voltage Above Normal or Shorted to High Source |
| 7336 | 521057 | 9 | Maintenance | Maintenance | Active Grill Shutter Module - Abnormal Update Rate |
| 7337 | 101 | 0 | Amber | Warning | Engine Crankcase Pressure - Data Valid But Above Normal Operating Range - Least Severe Level |
| 7338 | 101 | 1 | Amber | Warning | Engine Crankcase Pressure - Data Valid But Below Normal Operating Range - Least Severe Level |

# F2500C / F2500CS / F2500W / MF2500C / MF2500CS / MF2500CL /SD2500C / SD2500CS / SD2550C / SD2550CS / SD2500W / SD2500WS
## - Diesel Engine Failure-Codes chart

| Fault Code | SPN | FMI | Lamp Color | SPN Description | Cumins Description |
|---|---|---|---|---|---|
| 7339 | 3521 | 2 | Amber | Warning | Aftertreatment 1 Diesel Exhaust Fluid Property - Data Not Rational - Drifted Low |
| 7341 | 2559 | 2 | Amber | Warning | Coolant Level Sensor 1 - Data Not Rational - Drifted High |
| 7342 | 2559 | 2 | Amber | Warning | Coolant Level Sensor 1 - Data Not Rational - Drifted Low |
| 7343 | 521058 | 3 | Amber | Warning | Engine Exhaust Bank 1 Pressure Regulator Actuator 2 Supply Voltage - Voltage Above Normal or |
| 7344 | 521058 | 4 | Amber | Warning | Engine Exhaust Bank 1 Pressure Regulator Actuator 2 Supply Voltage - Voltage Below Normal or |
| 7345 | 521059 | 3 | Amber | Warning | Engine Exhaust Bank 2 Pressure Regulator Actuator 2 Supply Voltage - Voltage Above Normal or |
| 7346 | 521059 | 4 | Amber | Warning | Engine Exhaust Bank 2 Pressure Regulator Actuator 2 Supply Voltage - Voltage Below Normal or |
| 7347 | 521058 | 12 | Amber | Warning | Engine Exhaust Bank 1 Pressure Regulator Actuator 2 - Bad Intelligent Device or Component |
| 7348 | 521059 | 12 | Amber | Warning | Engine Exhaust Bank 2 Pressure Regulator Actuator 2 - Bad Intelligent Device or Component |
| 7349 | 521058 | 7 | Amber | Warning | Engine Exhaust Bank 1 Pressure Regulator Actuator 2 - Mechanical System Not Responding or Out |
| 7351 | 521059 | 7 | Amber | Warning | Engine Exhaust Bank 2 Pressure Regulator Actuator 2 - Mechanical System Not Responding or Out |
| 7352 | 521058 | 13 | Amber | Warning | Engine Exhaust Bank 1 Pressure Regulator Actuator 2 - Out of Calibration |
| 7353 | 521059 | 13 | Amber | Warning | Engine Exhaust Bank 2 Pressure Regulator Actuator 2 - Out of Calibration |
| 7354 | 521058 | 13 | Red | Stop / Shutdown | Engine Exhaust Bank 1 Pressure Regulator Actuator2 - Out of Calibration |
| 7355 | 521059 | 13 | Red | Stop / Shutdown | Engine Exhaust Bank 2 Pressure Regulator Actuator 2 - Out of Calibration |
| 7356 | 521060 | 0 | Amber | Warning | Engine Exhaust Bank 1 Pressure Regulator Actuator 2 Temperature - Data Valid But Above Normal |

# F2500C / F2500CS / F2500W / MF2500C / MF2500CS / MF2500CL /SD2500C / SD2500CS / SD2550C / SD2550CS / SD2500W / SD2500WS
## - Diesel Engine Failure-Codes chart

| Fault Code | SPN | FMI | Lamp Color | SPN Description | Cumins Description |
|---|---|---|---|---|---|
| 7357 | 521062 | 0 | Amber | Warning | Engine Exhaust Bank 2 Pressure Regulator Actuator 2 Temperature - Data Valid But Above Normal |
| 7358 | 521061 | 1 | Amber | Warning | Engine Exhaust Bank 1 Pressure Regulator 2 Control Circuit Voltage - Data Valid but Below Normal |
| 7359 | 521063 | 1 | Amber | Warning | Engine Exhaust Bank 2 Pressure Regulator 2 Control Circuit Voltage - Data Valid but Below Normal |
| 7361 | 521061 | 11 | Amber | Warning | Engine Exhaust Bank 1 Pressure Regulator Actuator 2 Control Circuit - Root Cause Not Known |
| 7362 | 521063 | 11 | Amber | Warning | Engine Exhaust Bank 2 Pressure Regulator Actuator 2 Control Circuit - Root Cause Not Known |
| 7363 | 521058 | 11 | Red | Stop / Shutdown | Engine Exhaust Bank 1 Pressure Regulator Actuator 2 - Condition Exists |
| 7364 | 521059 | 11 | Red | Stop / Shutdown | Engine Exhaust Bank 2 Pressure Regulator Actuator 2 - Condition Exists |
| 7365 | 521058 | 9 | Amber | Warning | Engine Exhaust Bank 1 Pressure Regulator Actuator 2 - Abnormal Update Rate |
| 7366 | 521059 | 9 | Amber | Warning | Engine Exhaust Bank 2 Pressure Regulator Actuator 2 - Abnormal Update Rate |
| 7367 | 521064 | 0 | Amber | Warning | Exhaust Manifold Bank 1 Pressure Sensor 2 - Data Valid but Above Normal Operational Range - |
| 7368 | 521064 | 0 | Red | Stop / Shutdown | Exhaust Manifold Bank 1 Pressure Sensor 2 - Data Valid but Above Normal Operational Range - |
| 7369 | 5749 | 0 | Amber | Warning | Exhaust Manifold Bank 2 Pressure Sensor 1 - Data Valid but Above Normal Operational Range - |
| 7371 | 5749 | 0 | Red | Stop / Shutdown | Exhaust Manifold Bank 2 Pressure Sensor 1 - Data Valid but Above Normal Operational Range - |
| 7372 | 521065 | 0 | Amber | Warning | Exhaust Manifold Bank 2 Pressure Sensor 2 - Data Valid but Above Normal Operational Range - |
| 7373 | 521065 | 0 | Red | Stop / Shutdown | Exhaust Manifold Bank 2 Pressure Sensor 2 - Data Valid but Above Normal Operational Range - |
| 7374 | 521064 | 0 | Amber | Warning | Exhaust Manifold Bank 1 Pressure Sensor 2 - Data Valid But Above Normal Operating Range - Least |

# F2500C / F2500CS / F2500W / MF2500C / MF2500CS / MF2500CL /SD2500C / SD2500CS / SD2550C / SD2550CS / SD2500W / SD2500WS
## - Diesel Engine Failure-Codes chart

| Fault Code | SPN | FMI | Lamp Color | SPN Description | Cumins Description |
|---|---|---|---|---|---|
| 7375 | 5749 | 0 | Amber | Warning | Exhaust Manifold Bank 2 Pressure Sensor 1 - Data Valid But Above Normal Operating Range - Least |
| 7376 | 521065 | 0 | Amber | Warning | Exhaust Manifold Bank 2 Pressure Sensor 2 - Data Valid But Above Normal Operating Range - Least |
| 7377 | 521066 | 11 | None | None | Gateway Configuration Has Been Updated Successfully - Condition Exists |
| 7378 | 521066 | 14 | None | None | Failed to Update the Gateway Configuration - Special Instructions |
| 7379 | 521066 | 11 | Amber | Warning | Generator Common Alarm - Root Cause Not Known |
| 7381 | 4374 | 2 | Amber | Warning | Aftertreatment Diesel Exhaust Fluid Pump 1 Motor Speed - Data Not Rational - Drifted High |
| 7382 | 4374 | 2 | Amber | Warning | Aftertreatment Diesel Exhaust Fluid Pump 1 Motor Speed - Data Not Rational - Drifted Low |
| 7383 | 1127 | 2 | Amber | Warning | Engine Turbocharger 1 Boost Pressure - Data Not Rational - Drifted High |
| 7384 | 1127 | 2 | Amber | Warning | Engine Turbocharger 1 Boost Pressure - Data Not Rational - Drifted Low |
| 7385 | 7747 | 13 | Amber | Warning | Engine Start Abort Request - Out of Calibration |
| 7386 | 5019 | 0 | Amber | Warning | Engine Exhaust Gas Recirculation Outlet Pressure - Data Valid But Above Normal Operating Range - |
| 7387 | 5019 | 1 | Amber | Warning | Engine Exhaust Gas Recirculation Outlet Pressure - Data Valid But Below Normal Operating Range - |
| 7388 | 1180 | 1 | Amber | Warning | Engine Turbocharger 1 Turbine Intake Temperature - Data Valid But Below Normal Operating Range |
| 7389 | 5019 | 2 | Amber | Warning | Engine Exhaust Gas Recirculation Outlet Pressure - Data Not Rational - Drifted Low |
| 7391 | 110 | 2 | Amber | Warning | Engine Coolant Temperature - Data Not Rational - Drifted High |
| 7392 | 110 | 2 | Amber | Warning | Engine Coolant Temperature - Data Not Rational - Drifted Low |

# F2500C / F2500CS / F2500W / MF2500C / MF2500CS / MF2500CL /SD2500C / SD2500CS / SD2550C / SD2550CS / SD2500W / SD2500WS
# - Diesel Engine Failure-Codes chart

| Fault Code | SPN | FMI | Lamp Color | SPN Description | Cumins Description |
|---|---|---|---|---|---|
| 7393 | 7745 | 9 | Amber | Warning | Engine Start Request - Abnormal Update Rate |
| 7394 | 8614 | 13 | Amber | Warning | Engine Shutdown Command - Out of Calibration |
| 7395 | 8614 | 9 | Amber | Warning | Engine Shutdown Command - Abnormal Update Rate |
| 7396 | 3058 | 1 | Amber | Warning | Engine Exhaust Gas Recirculation (EGR) System - Data Valid But Below Normal Operating Range - |
| 7397 | 102 | 0 | Amber | Warning | Engine Intake Manifold Pressure - Data Valid But Above Normal Operating Range - Most Severe |
| 7398 | 4360 | 0 | Amber | Warning | Aftertreatment 1 SCR Intake Temperature - Data Valid But Above Normal Operating Range - Most |
| 7399 | 105 | 11 | Amber | Warning | Engine Intake Manifold 1 Temperature Sensor - Condition Exists |
| 7411 | 102 | 14 | Amber | Warning | Engine Intake Manifold 1 Pressure Sensor - Special Instructions |
| 7412 | 1209 | 11 | Amber | Warning | Engine Exhaust Pressure Sensor - Condition Exists |
| 7413 | 522310 | 0 | Red | Stop / Shutdown | CIB ED-4 Preferred Source Address Conflict With Other Device On Network - Data Valid But Above |
| 7414 | 522310 | 0 | Amber | Warning | ED-4 Source Address conflict on network - Data Valid But Above Normal Operating Range - Most |
| 7415 | 522310 | 1 | Amber | Warning | ED-4 Source Address conflict on network - Data Valid But Below Normal Operating Range - Most |
| 7416 | 522305 | 0 | Amber | Warning | Traffic on CAN1 Higher than expected - Data Valid But Above Normal Operating Range - Most |
| 7417 | 522305 | 1 | Amber | Warning | Traffic on CAN1 Higher than expected - Data Valid But Below Normal Operating Range - Most |
| 7418 | 522307 | 0 | Amber | Warning | CAN Errors detected on CAN1,Check CAN Stats for more info - Data Valid But Above Normal |
| 7419 | 522308 | 0 | Amber | Warning | CAN Errors detected on CAN1,Check CAN Stats for more info - Data Valid But Above Normal |

# F2500C / F2500CS / F2500W / MF2500C / MF2500CS / MF2500CL /SD2500C / SD2500CS / SD2550C / SD2550CS / SD2500W / SD2500WS
## - Diesel Engine Failure-Codes chart

| Fault Code | SPN | FMI | Lamp Color | SPN Description | Cumins Description |
|---|---|---|---|---|---|
| 7421 | 522309 | 0 | Amber | Warning | CAN Errors detected on CAN1,Check CAN Stats for more info - Data Valid But Above Normal |
| 7422 | 522307 | 1 | Amber | Warning | CAN Errors detected on CAN2,Check CAN Stats for more info - Data Valid But Below Normal |
| 7423 | 522308 | 1 | Amber | Warning | CAN Errors detected on CAN2,Check CAN Stats for more info - Data Valid But Below Normal |
| 7424 | 522309 | 1 | Amber | Warning | CAN Errors detected on CAN2,Check CAN Stats for more info - Data Valid But Below Normal |
| 7425 | 1590 | 9 | None | None | Adaptive Cruise Control Mode - Abnormal Update Rate |
| 7426 | 1590 | 2 | None | None | Adaptive Cruise Control Mode - Received Network Data in Error |
| 7427 | 5603 | 2 | None | None | Cruise Control Disable Command - Received Network Data in Error |
| 7428 | 127 | 0 | Red | Stop / Shutdown | Transmission Oil Pressure - Data Valid But Above Normal Operating Range - Most Severe Level |
| 7429 | 127 | 0 | Amber | Warning | Transmission Oil Pressure - Data Valid But Above Normal Operating Range - Moderately Severe |
| 7431 | 171 | 2 | Amber | Warning | Ambient Air Temperature - Data Not Rational - Drifted Low |
| 7432 | 171 | 2 | Amber | Warning | Ambient Air Temperature - Data Not Rational - Drifted High |
| 7433 | 2630 | 2 | Amber | Warning | Engine Charge Air Cooler 1 Outlet Temperature - Data Not Rational - Drifted Low |
| 7434 | 2630 | 2 | Amber | Warning | Engine Charge Air Cooler 1 Outlet Temperature - Data Not Rational - Drifted High |
| 7435 | 1176 | 2 | Amber | Warning | Engine Turbocharger 1 Compressor Intake Pressure - Data Not Rational - Drifted Low |
| 7436 | 1176 | 2 | Amber | Warning | Engine Turbocharger 1 Compressor Intake Pressure - Data Not Rational - Drifted High |
| 7437 | 1172 | 2 | Amber | Warning | Engine Turbocharger 1 Compressor Intake Temperature - Data Not Rational - Drifted Low |

# F2500C / F2500CS / F2500W / MF2500C / MF2500CS / MF2500CL /SD2500C / SD2500CS / SD2550C / SD2550CS / SD2500W / SD2500WS
## - Diesel Engine Failure-Codes chart

| Fault Code | SPN | FMI | Lamp Color | SPN Description | Cumins Description |
|---|---|---|---|---|---|
| 7438 | 1172 | 2 | Amber | Warning | Engine Turbocharger 1 Compressor Intake Temperature - Data Not Rational - Drifted High |
| 7439 | 411 | 2 | Amber | Warning | Engine Exhaust Gas Recirculation 1 Differential Pressure - Data Not Rational - Drifted Low |
| 7441 | 411 | 2 | Amber | Warning | Engine Exhaust Gas Recirculation 1 Differential Pressure - Data Not Rational - Drifted High |
| 7442 | 412 | 2 | Amber | Warning | Engine Exhaust Gas Recirculation 1 Temperature - Data Not Rational - Drifted Low |
| 7443 | 412 | 2 | Amber | Warning | Engine Exhaust Gas Recirculation 1 Temperature - Data Not Rational - Drifted High |
| 7444 | 105 | 2 | Amber | Warning | Engine Intake Manifold 1 Temperature - Data Not Rational - Drifted Low |
| 7445 | 105 | 2 | Amber | Warning | Engine Intake Manifold 1 Temperature - Data Not Rational - Drifted High |
| 7446 | 5749 | 2 | Amber | Warning | Engine Exhaust Gas Pressure 2 Sensor - Data Not Rational - Drifted Low |
| 7447 | 5749 | 2 | Amber | Warning | Engine Exhaust Gas Pressure 2 Sensor - Data Not Rational - Drifted High |
| 7448 | 521067 | 11 | None | None | PC500/PC550 CloudLink (Generator Exercise is Active) - Condition Exists |
| 7449 | 521068 | 14 | None | None | PC500/PC550 CloudLink (Generator Exercise is Inactive) - Special Instructions |
| 7451 | 171 | 0 | Amber | Warning | Ambient Air Temperature - Data Valid But Above Normal Operating Range - Most Severe Level |
| 7452 | 171 | 1 | Amber | Warning | Ambient Air Temperature - Data Valid But Below Normal Operating Range - Most Severe Level |
| 7453 | 3242 | 0 | None | None | Aftertreatment 1 Diesel Particulate Filter Intake Temperature - Data Valid But Above Normal |
| 7454 | 3246 | 0 | None | None | Aftertreatment 1 Diesel Particulate Filter Outlet Temperature - Data Valid But Above Normal |
| 7455 | 521069 | 11 | Amber | Warning | Source 1 frequency is above overfrequency sensor threshold - Condition Exists |

# F2500C / F2500CS / F2500W / MF2500C / MF2500CS / MF2500CL /SD2500C / SD2500CS / SD2550C / SD2550CS / SD2500W / SD2500WS
## - Diesel Engine Failure-Codes chart

| Fault Code | SPN | FMI | Lamp Color | SPN Description | Cumins Description |
|---|---|---|---|---|---|
| 7456 | 521070 | 11 | Amber | Warning | Source 2 frequency is below underfrequency sensor threshold - Condition Exists |
| 7457 | 521071 | 11 | Amber | Warning | Source 2 frequency is above overfrequency sensor threshold - Condition Exists |
| 7458 | 521072 | 11 | Amber | Warning | Indicates that a transfer inhibit is active on the local machine - Condition Exists |
| 7459 | 521073 | 11 | Amber | Warning | Indicates that a retransfer inhibit is active on the local machine - Condition Exists |
| 7461 | 521074 | 11 | None | None | Source 1 power switch is racked out - Condition Exists |
| 7462 | 521075 | 11 | None | None | The source voltage is low enough that the bus is considered dead - Condition Exists |
| 7463 | 521076 | 11 | None | None | Indicates that the transfer timer has expired - Condition Exists |
| 7464 | 521077 | 11 | None | None | Indicates the retransfer timer has expired - Condition Exists |
| 7465 | 521078 | 11 | None | None | Indicates that elevator pretransfer timer has expired - Condition Exists |
| 7466 | 521079 | 11 | None | None | Indicates that programmed transition timer has expired - Condition Exists |
| 7467 | 521080 | 11 | None | None | Source 1 power switch retry timer has expired - Condition Exists |
| 7468 | 521081 | 11 | None | None | Source 2 power switch retry timer has expired - Condition Exists |
| 7469 | 521082 | 11 | None | None | Genset connected to Source 1 side of the local machine is being request to start - Condition Exists |
| 7471 | 521083 | 11 | None | None | Genset connected to Source 2 side of the local machine is being request to start - Condition Exists |
| 7472 | 521084 | 11 | Amber | Warning | Indicated that the power transfer control algorithm is inhibited on the local machine - Condition Exists |
| 7473 | 521085 | 11 | None | None | Source 2 power switch is racked out - Condition Exists |

# F2500C / F2500CS / F2500W / MF2500C / MF2500CS / MF2500CL /SD2500C / SD2500CS / SD2550C / SD2550CS / SD2500W / SD2500WS
## - Diesel Engine Failure-Codes chart

| Fault Code | SPN | FMI | Lamp Color | SPN Description | Cumins Description |
|---|---|---|---|---|---|
| 7474 | 521086 | 11 | Amber | Warning | Source 1 power switch tripped on ground fault condition - Condition Exists |
| 7475 | 521087 | 11 | Amber | Warning | Source 2 power switch tripped on ground fault condition - Condition Exists |
| 7476 | 521088 | 11 | Amber | Warning | Source 1 power switch tripped by external protective relay - Condition Exists |
| 7477 | 521089 | 11 | Amber | Warning | Source 2 power switch tripped by external protective relay - Condition Exists |
| 7478 | 521090 | 11 | Amber | Warning | Source 1 power switch external protective relay failed - Condition Exists |
| 7479 | 521091 | 11 | Amber | Warning | Source 2 power switch external protective relay failed - Condition Exists |
| 7481 | 521092 | 11 | Amber | Warning | The control made an additional attempt to open source 1 power switch - Condition Exists |
| 7482 | 521093 | 11 | Amber | Warning | The control made an additional attempt to close source 1 power switch - Condition Exists |
| 7483 | 521094 | 11 | Amber | Warning | The control made an additional attempt to open source 2 power switch - Condition Exists |
| 7484 | 521095 | 11 | Amber | Warning | The control made an additional attempt to close source 2 power switch - Condition Exists |
| 7485 | 521096 | 11 | Amber | Warning | Open time of the source 1 power switch was not within the expected operating time - Condition Exists |
| 7486 | 521097 | 11 | Amber | Warning | Close time of the source 1 power switch was not within the expected operating time - Condition Exists |
| 7487 | 521098 | 11 | Amber | Warning | Open time of the source 2 power switch was not within the expected operating time - Condition Exists |
| 7488 | 521099 | 11 | Amber | Warning | Close time of the source 2 power switch was not within the expected operating time - Condition Exists |
| 7489 | 521100 | 11 | Red | Stop / Shutdown | Source 1 power switch changed position without the control requesting the operation - Condition |
| 7491 | 521101 | 11 | Red | Stop / Shutdown | Source 2 power switch changed position without the control requesting the operation - Condition |

# F2500C / F2500CS / F2500W / MF2500C / MF2500CS / MF2500CL /SD2500C / SD2500CS / SD2550C / SD2550CS / SD2500W / SD2500WS
## - Diesel Engine Failure-Codes chart

| Fault Code | SPN | FMI | Lamp Color | SPN Description | Cumins Description |
|---|---|---|---|---|---|
| 7492 | 521102 | 11 | Amber | Warning | Generator set connected to source 1 failed to come online within a specified time upon being |
| 7493 | 521103 | 11 | Amber | Warning | Generator set connected to source 2 failed to come online within a specified time upon being |
| 7494 | 521104 | 11 | Amber | Warning | The priorities for a multi source system are not properly set - Condition Exists |
| 7495 | 521105 | 11 | None | None | Request to enable the synchronizer for a generator source - Condition Exists |
| 7496 | 521106 | 11 | Red | Stop / Shutdown | The manual transfer switch portion of the bypass automatic transfer switch is connected to source 1 - |
| 7497 | 521107 | 11 | Red | Stop / Shutdown | The manual transfer switch portion of the bypass automatic transfer switch is connected to source 2 - |
| 7498 | 521108 | 11 | None | None | Indicates Exerciser Schedule 1 is initiating - Condition Exists |
| 7499 | 521109 | 11 | None | None | Indicates Exerciser Schedule 2 is initiating - Condition Exists |
| 7511 | 521110 | 11 | None | None | Indicates Exerciser Schedule 3 is initiating - Condition Exists |
| 7512 | 521111 | 11 | None | None | Indicates Exerciser Schedule 4 is initiating - Condition Exists |
| 7513 | 521112 | 11 | None | None | Indicates Exerciser Schedule 5 is initiating - Condition Exists |
| 7514 | 521113 | 11 | None | None | Indicates Exerciser Schedule 6 is initiating - Condition Exists |
| 7515 | 521114 | 11 | None | None | Indicates Exerciser Schedule 7 is initiating - Condition Exists |
| 7516 | 521115 | 11 | None | None | Indicates Exerciser Schedule 8 is initiating - Condition Exists |
| 7517 | 521116 | 11 | None | None | Indicates Exerciser Schedule 9 is initiating - Condition Exists |
| 7518 | 521117 | 11 | None | None | Indicates Exerciser Schedule 10 is initiating - Condition Exists |

# F2500C / F2500CS / F2500W / MF2500C / MF2500CS / MF2500CL /SD2500C / SD2500CS / SD2550C / SD2550CS / SD2500W / SD2500WS
## - Diesel Engine Failure-Codes chart

| Fault Code | SPN | FMI | Lamp Color | SPN Description | Cumins Description |
|---|---|---|---|---|---|
| 7519 | 521118 | 11 | None | None | Indicates Exerciser Schedule 11 is initiating - Condition Exists |
| 7521 | 521119 | 11 | None | None | Indicates Exerciser Schedule 12 is initiating - Condition Exists |
| 7522 | 521120 | 11 | None | None | Indicates Exerciser Schedule completed as expected - Condition Exists |
| 7523 | 521121 | 11 | None | None | Indicates Exerciser Schedule ended prior to the scheduled end - Condition Exists |
| 7524 | 521122 | 11 | None | None | Exerciser Exception 1 is active - Condition Exists |
| 7525 | 521123 | 11 | None | None | Exerciser Exception 2 is active - Condition Exists |
| 7526 | 521124 | 11 | None | None | Exerciser Exception 3 is active - Condition Exists |
| 7527 | 521125 | 11 | None | None | Exerciser Exception 4 is active - Condition Exists |
| 7528 | 521126 | 11 | None | None | Exerciser Exception 5 is active - Condition Exists |
| 7529 | 521127 | 11 | None | None | Exerciser Exception 6 is active - Condition Exists |
| 7531 | 521128 | 11 | None | None | Exerciser Exception 7 is active - Condition Exists |
| 7532 | 521129 | 11 | None | None | Exerciser Exception 8 is active - Condition Exists |
| 7533 | 521130 | 11 | None | None | Exerciser Exception 9 is active - Condition Exists |
| 7534 | 521131 | 11 | None | None | Exerciser Exception 10 is active - Condition Exists |
| 7535 | 521132 | 11 | None | None | Exerciser Exception 11 is active - Condition Exists |
| 7536 | 521133 | 11 | None | None | Exerciser Exception 12 is active - Condition Exists |

# F2500C / F2500CS / F2500W / MF2500C / MF2500CS / MF2500CL /SD2500C / SD2500CS / SD2550C / SD2550CS / SD2500W / SD2500WS
## - Diesel Engine Failure-Codes chart

| Fault Code | SPN | FMI | Lamp Color | SPN Description | Cumins Description |
|---|---|---|---|---|---|
| 7537 | 521134 | 11 | None | None | Operator initiated override of normal control operation - Condition Exists |
| 7538 | 521135 | 11 | None | None | Indicates that the system is currently in extended parallel - Condition Exists |
| 7539 | 521136 | 11 | None | None | Elevator post transfer timer has expired - Condition Exists |
| 7541 | 521137 | 11 | None | None | Indicated that critical parameters have not been configured - Condition Exists |
| 7542 | 521138 | 11 | None | None | Indicated that the Source 1 Time Delay Engine Start has expired - Condition Exists |
| 7543 | 521139 | 11 | None | None | Indicated that the Source 1 Time Delay Engine Cooldown has expired - Condition Exists |
| 7544 | 521140 | 11 | None | None | Indicated that the Source 2 Time Delay Engine Start has expired - Condition Exists |
| 7545 | 521141 | 11 | None | None | Indicated that the Source 2 Time Delay Engine Cooldown has expired - Condition Exists |
| 7546 | 521142 | 11 | None | None | Indicates that the system is currently performing a test without load - Condition Exists |
| 7547 | 521143 | 11 | None | None | Indicates that a the system is transferring to standby source for storm avoidance - Condition Exists |
| 7548 | 521144 | 1 | None | None | Engine Friction Baseline - Data Valid But Below Normal Operating Range - Least Severe Level |
| 7549 | 521144 | 1 | Amber | Warning | Engine Friction Baseline - Data Valid But Below Normal Operating Range - Moderately Severe Level |
| 7551 | 521144 | 0 | None | None | Engine Friction Baseline - Data Valid But Above Normal Operating Range - Least Severe Level |
| 7552 | 521144 | 0 | Amber | Warning | Engine Friction Baseline - Data Valid But Above Normal Operating Range - Moderately Severe Level |
| 7553 | 521145 | 0 | Amber | Warning | Engine Friction Deviation - Data Valid But Above Normal Operating Range - Moderately Severe Level |
| 7554 | 521145 | 0 | Red | Stop / Shutdown | Engine Friction Deviation - Data Valid But Above Normal Operating Range - Most Severe Level |

# F2500C / F2500CS / F2500W / MF2500C / MF2500CS / MF2500CL /SD2500C / SD2500CS / SD2550C / SD2550CS / SD2500W / SD2500WS
## - Diesel Engine Failure-Codes chart

| Fault Code | SPN | FMI | Lamp Color | SPN Description | Cumins Description |
|---|---|---|---|---|---|
| 7555 | 521146 | 14 | Red | Stop / Shutdown | Alternator Feedback Power - Special Instructions |
| 7556 | 520595 | 0 | Amber | Warning | Closed Crankcase Ventilation Pressure - Data Valid But Above Normal Operating Range - Least |
| 7557 | 520595 | 1 | Amber | Warning | Closed Crankcase Ventilation Pressure - Data Valid But Below Normal Operating Range - Least |
| 7558 | 521145 | 11 | None | None | Engine Friction Deviation - Condition Exists |
| 7559 | 175 | 2 | Amber | Warning | Engine Oil Temperature - Data Not Rational - Drifted High |
| 7561 | 175 | 2 | Amber | Warning | Engine Oil Temperature - Data Not Rational - Drifted Low |
| 7562 | 100 | 2 | Amber | Warning | Engine Oil Pressure - Data Not Rational - Drifted Low |
| 7563 | 100 | 2 | Amber | Warning | Engine Oil Pressure - Data Not Rational - Drifted High |
| 7564 | 110 | 0 | Red | Stop / Shutdown | Engine Coolant Temperature - Data Valid But Above Normal Operating Range - Moderately Severe |
| 7565 | 110 | 1 | Red | Stop / Shutdown | Engine Coolant Temperature - Data Valid But Below Normal Operating Range - Moderately Severe |
| 7566 | 1300 | 3 | Amber | Warning | Engine Spark Plug #7 Voltage - Voltage Above Normal or Shorted to High Source |
| 7567 | 1301 | 3 | Amber | Warning | Engine Spark Plug #8 Voltage - Voltage Above Normal or Shorted to High Source |
| 7568 | 1399 | 3 | Amber | Warning | Engine Cylinder 7 Ignition Transformer Secondary Output - Voltage Above Normal or Shorted to High |
| 7569 | 1400 | 3 | Amber | Warning | Engine Cylinder 8 Ignition Transformer Secondary Output - Voltage Above Normal or Shorted to High |
| 7571 | 1300 | 1 | Amber | Warning | Engine Spark Plug #7 Voltage - Data Valid but Below Normal Operating Range - Least Severe |
| 7572 | 1301 | 1 | Amber | Warning | Engine Spark Plug #8 Voltage - Data Valid but Below Normal Operating Range - Least Severe |

# F2500C / F2500CS / F2500W / MF2500C / MF2500CS / MF2500CL /SD2500C / SD2500CS / SD2550C / SD2550CS / SD2500W / SD2500WS
## - Diesel Engine Failure-Codes chart

| Fault Code | SPN | FMI | Lamp Color | SPN Description | Cumins Description |
|---|---|---|---|---|---|
| 7573 | 1300 | 0 | Amber | Warning | Engine Spark Plug #7 Voltage - Data Valid But Above Normal Operating Range - Least Severe Level |
| 7574 | 1301 | 0 | Amber | Warning | Engine Spark Plug #8 Voltage - Data Valid But Above Normal Operating Range - Least Severe Level |
| 7575 | 1300 | 0 | Amber | Warning | Engine Spark Plug #7 Voltage - Data Valid but Above Normal Operating Range - Moderately Severe |
| 7576 | 1301 | 0 | Amber | Warning | Engine Spark Plug #8 Voltage - Data Valid but Above Normal Operating Range - Moderately Severe |
| 7577 | 1300 | 1 | Amber | Warning | Engine Spark Plug #7 Voltage - Data Valid but Below Normal Operating Range - Moderately Severe |
| 7578 | 1301 | 1 | Amber | Warning | Engine Spark Plug #8 Voltage - Data Valid but Below Normal Operating Range - Moderately Severe |
| 7579 | 1292 | 2 | Amber | Warning | Engine Ignition Control Module #1 - Data Erratic, Intermittent, or Incorrect |
| 7581 | 1292 | 4 | Amber | Warning | Engine Ignition Control Module #1 - Voltage Below Normal or Shorted to Low Source |
| 7582 | 1209 | 1 | None | None | Exhaust Gas Pressure - Data Valid But Below Normal Operating Range - Least Severe Level |
| 7583 | 102 | 0 | None | None | Intake Manifold 1 Pressure - Data Valid But Above Normal Operating Range - Least Severe Level |
| 7584 | 521147 | 11 | None | None | Generator failed to start - Root Cause Not Known |
| 7585 | 7581 | 2 | Amber | Warning | Engine Gaseous Fuel Pressure Regulator 1 - Received Network Data in Error |
| 7586 | 521148 | 2 | Amber | Warning | Engine Gaseous Fuel Pressure Regulator 2 - Received Network Data in Error |
| 7587 | 521148 | 0 | Amber | Warning | Engine Gaseous Fuel Pressure Regulator 2 - Data Valid but Above Normal Operating Range |
| 7588 | 521148 | 1 | Amber | Warning | Engine Gaseous Fuel Pressure Regulator 2 - Data Valid but Below Normal Operating Range |
| 7589 | 521148 | 3 | Amber | Warning | Engine Gaseous Fuel Pressure Regulator 2 - Voltage Above Normal or Shorted to High Source |

# F2500C / F2500CS / F2500W / MF2500C / MF2500CS / MF2500CL /SD2500C / SD2500CS / SD2550C / SD2550CS / SD2500W / SD2500WS
## - Diesel Engine Failure-Codes chart

| Fault Code | SPN | FMI | Lamp Color | SPN Description | Cumins Description |
|---|---|---|---|---|---|
| 7591 | 521148 | 4 | Amber | Warning | Engine Gaseous Fuel Pressure Regulator 2 - Voltage Below Normal or Shorted to Low Source |
| 7592 | 7581 | 12 | Amber | Warning | Engine Gaseous Fuel Pressure Regulator 1 - Bad Intelligent Device or Component |
| 7593 | 521148 | 12 | Amber | Warning | Engine Gaseous Fuel Pressure Regulator 2 - Bad Intelligent Device or Component |
| 7594 | 521149 | 11 | Amber | Warning | Exhaust Gas Temperature Sensor Module 1 - Condition Exists |
| 7595 | 521150 | 11 | Amber | Warning | Exhaust Gas Temperature Sensor Module 2 - Condition Exists |
| 7596 | 521151 | 11 | Amber | Warning | Exhaust Gas Temperature Sensor Module 3 - Condition Exists |
| 7597 | 521152 | 11 | Amber | Warning | Exhaust Gas Temperature Sensor Module 4 - Condition Exists |
| 7598 | 521153 | 11 | Amber | Warning | Exhaust Gas Temperature Sensor Module 5 - Condition Exists |
| 7599 | 521154 | 11 | Amber | Warning | Exhaust Gas Temperature Sensor Module 6 - Condition Exists |
| 7611 | 521155 | 11 | Amber | Warning | Exhaust Gas Temperature Sensor Module 7 - Condition Exists |
| 7612 | 521156 | 11 | Amber | Warning | Exhaust Gas Temperature Sensor Module 8 - Condition Exists |
| 7613 | 521157 | 11 | Amber | Warning | Exhaust Gas Temperature Sensor Module 9 - Condition Exists |
| 7614 | 521158 | 11 | Amber | Warning | Exhaust Gas Temperature Sensor Module 10 - Condition Exists |
| 7615 | 521159 | 3 | Amber | Warning | Exhaust Gas Temperature Sensor Module 1 Low Side Driver Circuit - Voltage Above Normal or |
| 7616 | 521159 | 4 | Amber | Warning | Exhaust Gas Temperature Sensor Module 1 Low Side Driver Circuit - Voltage Below Normal or |
| 7617 | 521160 | 3 | Amber | Warning | Exhaust Gas Temperature Sensor Module 2 Low Side Driver Circuit - Voltage Above Normal or |

# F2500C / F2500CS / F2500W / MF2500C / MF2500CS / MF2500CL /SD2500C / SD2500CS / SD2550C / SD2550CS / SD2500W / SD2500WS
## - Diesel Engine Failure-Codes chart

| Fault Code | SPN | FMI | Lamp Color | SPN Description | Cumins Description |
|---|---|---|---|---|---|
| 7618 | 521160 | 4 | Amber | Warning | Exhaust Gas Temperature Sensor Module 2 Low Side Driver Circuit - Voltage Below Normal or |
| 7619 | 521161 | 3 | Amber | Warning | Exhaust Gas Temperature Sensor Module 3 Low Side Driver Circuit - Voltage Above Normal or |
| 7621 | 521161 | 4 | Amber | Warning | Exhaust Gas Temperature Sensor Module 3 Low Side Driver Circuit - Voltage Below Normal or |
| 7622 | 521162 | 3 | Amber | Warning | Exhaust Gas Temperature Sensor Module 4 Low Side Driver Circuit - Voltage Above Normal or |
| 7623 | 521162 | 4 | Amber | Warning | Exhaust Gas Temperature Sensor Module 4 Low Side Driver Circuit - Voltage Below Normal or |
| 7624 | 521163 | 3 | Amber | Warning | Exhaust Gas Temperature Sensor Module 5 Low Side Driver Circuit - Voltage Above Normal or |
| 7625 | 521163 | 4 | Amber | Warning | Exhaust Gas Temperature Sensor Module 5 Low Side Driver Circuit - Voltage Below Normal or |
| 7626 | 521164 | 3 | Amber | Warning | Exhaust Gas Temperature Sensor Module 6 Low Side Driver Circuit - Voltage Above Normal or |
| 7627 | 521164 | 4 | Amber | Warning | Exhaust Gas Temperature Sensor Module 6 Low Side Driver Circuit - Voltage Below Normal or |
| 7628 | 521165 | 3 | Amber | Warning | Exhaust Gas Temperature Sensor Module 7 Low Side Driver Circuit - Voltage Above Normal or |
| 7629 | 521165 | 4 | Amber | Warning | Exhaust Gas Temperature Sensor Module 7 Low Side Driver Circuit - Voltage Below Normal or |
| 7631 | 521166 | 3 | Amber | Warning | Exhaust Gas Temperature Sensor Module 8 Low Side Driver Circuit - Voltage Above Normal or |
| 7632 | 521166 | 4 | Amber | Warning | Exhaust Gas Temperature Sensor Module 8 Low Side Driver Circuit - Voltage Below Normal or |
| 7633 | 521167 | 3 | Amber | Warning | Exhaust Gas Temperature Sensor Module 9 Low Side Driver Circuit - Voltage Above Normal or |
| 7634 | 521167 | 4 | Amber | Warning | Exhaust Gas Temperature Sensor Module 9 Low Side Driver Circuit - Voltage Below Normal or |
| 7635 | 521168 | 3 | Amber | Warning | Exhaust Gas Temperature Sensor Module 10 Low Side Driver Circuit - Voltage Above Normal or |

# F2500C / F2500CS / F2500W / MF2500C / MF2500CS / MF2500CL /SD2500C / SD2500CS / SD2550C / SD2550CS / SD2500W / SD2500WS
## - Diesel Engine Failure-Codes chart

| Fault Code | SPN | FMI | Lamp Color | SPN Description | Cumins Description |
|---|---|---|---|---|---|
| 7636 | 521168 | 4 | Amber | Warning | Exhaust Gas Temperature Sensor Module 10 Low Side Driver Circuit - Voltage Below Normal or |
| 7637 | 521149 | 9 | Red | Stop / Shutdown | Exhaust Gas Temperature Sensor Module 1 - Abnormal Update Rate |
| 7638 | 521150 | 9 | Red | Stop / Shutdown | Exhaust Gas Temperature Sensor Module 2 - Abnormal Update Rate |
| 7639 | 521151 | 9 | Red | Stop / Shutdown | Exhaust Gas Temperature Sensor Module 3 - Abnormal Update Rate |
| 7641 | 521152 | 9 | Red | Stop / Shutdown | Exhaust Gas Temperature Sensor Module 4 - Abnormal Update Rate |
| 7642 | 521153 | 9 | Red | Stop / Shutdown | Exhaust Gas Temperature Sensor Module 5 - Abnormal Update Rate |
| 7643 | 521154 | 9 | Red | Stop / Shutdown | Exhaust Gas Temperature Sensor Module 6 - Abnormal Update Rate |
| 7644 | 521155 | 9 | Red | Stop / Shutdown | Exhaust Gas Temperature Sensor Module 7 - Abnormal Update Rate |
| 7645 | 521156 | 9 | Red | Stop / Shutdown | Exhaust Gas Temperature Sensor Module 8 - Abnormal Update Rate |
| 7646 | 521157 | 9 | Red | Stop / Shutdown | Exhaust Gas Temperature Sensor Module 9 - Abnormal Update Rate |
| 7647 | 521158 | 9 | Red | Stop / Shutdown | Exhaust Gas Temperature Sensor Module 10 - Abnormal Update Rate |
| 7648 | 521149 | 14 | Red | Stop / Shutdown | Exhaust Gas Temperature Sensor Module 1 - Special Instructions |
| 7649 | 521150 | 14 | Red | Stop / Shutdown | Exhaust Gas Temperature Sensor Module 2 –- Special Instructions |
| 7651 | 521151 | 14 | Red | Stop / Shutdown | Exhaust Gas Temperature Sensor Module 3 - Special Instructions |
| 7652 | 521152 | 14 | Red | Stop / Shutdown | Exhaust Gas Temperature Sensor Module 4 - Special Instructions |
| 7653 | 521153 | 14 | Red | Stop / Shutdown | Exhaust Gas Temperature Sensor Module 5 - Special Instructions |

# F2500C / F2500CS / F2500W / MF2500C / MF2500CS / MF2500CL /SD2500C / SD2500CS / SD2550C / SD2550CS / SD2500W / SD2500WS
## - Diesel Engine Failure-Codes chart

| Fault Code | SPN | FMI | Lamp Color | SPN Description | Cumins Description |
|---|---|---|---|---|---|
| 7654 | 521154 | 14 | Red | Stop / Shutdown | Exhaust Gas Temperature Sensor Module 6 - Special Instructions |
| 7655 | 521155 | 14 | Red | Stop / Shutdown | Exhaust Gas Temperature Sensor Module 7 - Special Instructions |
| 7656 | 521156 | 14 | Red | Stop / Shutdown | Exhaust Gas Temperature Sensor Module 8 - Special Instructions |
| 7657 | 521157 | 14 | Red | Stop / Shutdown | Exhaust Gas Temperature Sensor Module 9 - Special Instructions |
| 7658 | 521158 | 14 | Red | Stop / Shutdown | Exhaust Gas Temperature Sensor Module 10 - Special Instructions |
| 7659 | 609 | 0 | Red | Stop / Shutdown | Fuel Control Module - Data Valid But Above Normal Operating Range - Most Severe Level |
| 7661 | 609 | 1 | Amber | Warning | Fuel Control Module - Data Valid But Below Normal Operating Range - Moderately Severe Level |
| 7662 | 108 | 0 | Amber | Warning | Barometric Air Pressure - Data Valid But Above Normal Operating Range - Moderately Severe Level |
| 7663 | 649 | 2 | Amber | Warning | Engine Exhaust Back Pressure Regulator Control Circuit - Received Network Data in Error |
| 7664 | 9180 | 4 | Amber | Warning | Rudder Position - Voltage Below Normal or Shorted to Low Source |
| 7665 | 9180 | 3 | Amber | Warning | Rudder Position - Voltage Above Normal or Shorted to High Source |
| 7666 | 3521 | 11 | Amber | Warning | Aftertreatment 1 Diesel Exhaust Fluid Property - Condition Exists |
| 7667 | 524286 | 11 | Amber | Warning | Reserved for temporary use - Condition Exists |
| 7668 | 524286 | 11 | Amber | Warning | Reserved for temporary use - Condition Exists |
| 7669 | 524286 | 11 | Amber | Warning | Reserved for temporary use - Condition Exists |
| 7671 | 524286 | 11 | Amber | Warning | Reserved for temporary use - Condition Exists |

# F2500C / F2500CS / F2500W / MF2500C / MF2500CS / MF2500CL /SD2500C / SD2500CS / SD2550C / SD2550CS / SD2500W / SD2500WS
## - Diesel Engine Failure-Codes chart

| Fault Code | SPN | FMI | Lamp Color | SPN Description | Cumins Description |
|---|---|---|---|---|---|
| 7672 | 524286 | 11 | Amber | Warning | Reserved for temporary use - Condition Exists |
| 7673 | 524286 | 11 | Amber | Warning | Reserved for temporary use - Condition Exists |
| 7674 | 524286 | 11 | Amber | Warning | Reserved for temporary use - Condition Exists |
| 7675 | 524286 | 11 | Amber | Warning | Reserved for temporary use - Condition Exists |
| 7676 | 524286 | 11 | Amber | Warning | Reserved for temporary use - Condition Exists |
| 7677 | 524286 | 11 | Amber | Warning | Reserved for temporary use - Condition Exists |
| 7678 | 524286 | 11 | Amber | Warning | Reserved for temporary use - Condition Exists |
| 7679 | 524286 | 11 | Amber | Warning | Reserved for temporary use - Condition Exists |
| 7681 | 524286 | 11 | Amber | Warning | Reserved for temporary use - Condition Exists |
| 7682 | 524286 | 11 | Amber | Warning | Reserved for temporary use - Condition Exists |
| 7683 | 524286 | 11 | Amber | Warning | Reserved for temporary use - Condition Exists |
| 7684 | 524286 | 11 | Amber | Warning | Reserved for temporary use - Condition Exists |
| 7685 | 524286 | 11 | Amber | Warning | Reserved for temporary use - Condition Exists |
| 7686 | 524286 | 11 | Amber | Warning | Reserved for temporary use - Condition Exists |
| 7687 | 524286 | 11 | Amber | Warning | Reserved for temporary use - Condition Exists |
| 7688 | 524286 | 11 | Amber | Warning | Reserved for temporary use - Condition Exists |

# F2500C / F2500CS / F2500W / MF2500C / MF2500CS / MF2500CL /SD2500C / SD2500CS / SD2550C / SD2550CS / SD2500W / SD2500WS
## - Diesel Engine Failure-Codes chart

| Fault Code | SPN | FMI | Lamp Color | SPN Description | Cumins Description |
|---|---|---|---|---|---|
| 7689 | 524286 | 11 | Amber | Warning | Reserved for temporary use - Condition Exists |
| 7691 | 524286 | 11 | Amber | Warning | Reserved for temporary use - Condition Exists |
| 7692 | 524286 | 11 | Amber | Warning | Reserved for temporary use - Condition Exists |
| 7693 | 524286 | 11 | Amber | Warning | Reserved for temporary use - Condition Exists |
| 7694 | 524286 | 11 | Amber | Warning | Reserved for temporary use - Condition Exists |
| 7695 | 524286 | 11 | Amber | Warning | Reserved for temporary use - Condition Exists |
| 7696 | 524286 | 11 | Amber | Warning | Reserved for temporary use - Condition Exists |
| 7697 | 524286 | 11 | Amber | Warning | Reserved for temporary use - Condition Exists |
| 7698 | 524286 | 11 | Amber | Warning | Reserved for temporary use - Condition Exists |
| 7699 | 524286 | 11 | Amber | Warning | Reserved for temporary use - Condition Exists |
| 7711 | 524286 | 11 | Amber | Warning | Reserved for temporary use - Condition Exists |
| 7712 | 524286 | 11 | Amber | Warning | Reserved for temporary use - Condition Exists |
| 7713 | 524286 | 11 | Amber | Warning | Reserved for temporary use - Condition Exists |
| 7714 | 524286 | 11 | Amber | Warning | Reserved for temporary use - Condition Exists |
| 7715 | 524286 | 11 | Amber | Warning | Reserved for temporary use - Condition Exists |
| 7716 | 524286 | 11 | Amber | Warning | Reserved for temporary use - Condition Exists |

# F2500C / F2500CS / F2500W / MF2500C / MF2500CS / MF2500CL /SD2500C / SD2500CS / SD2550C / SD2550CS / SD2500W / SD2500WS
## - Diesel Engine Failure-Codes chart

| Fault Code | SPN | FMI | Lamp Color | SPN Description | Cumins Description |
|---|---|---|---|---|---|
| 7717 | 524286 | 11 | Amber | Warning | Reserved for temporary use - Condition Exists |
| 7718 | 524286 | 11 | Amber | Warning | Reserved for temporary use - Condition Exists |
| 7719 | 524286 | 11 | Amber | Warning | Reserved for temporary use - Condition Exists |
| 7721 | 524286 | 11 | Amber | Warning | Reserved for temporary use - Condition Exists |
| 7722 | 524286 | 11 | Amber | Warning | Reserved for temporary use - Condition Exists |
| 7723 | 524286 | 11 | Amber | Warning | Reserved for temporary use - Condition Exists |
| 7724 | 524286 | 11 | Amber | Warning | Reserved for temporary use - Condition Exists |
| 7725 | 524286 | 11 | Amber | Warning | Reserved for temporary use - Condition Exists |
| 7726 | 524286 | 11 | Amber | Warning | Reserved for temporary use - Condition Exists |
| 7727 | 524286 | 11 | Amber | Warning | Reserved for temporary use - Condition Exists |
| 7728 | 524286 | 11 | Amber | Warning | Reserved for temporary use - Condition Exists |
| 7729 | 524286 | 11 | Amber | Warning | Reserved for temporary use - Condition Exists |
| 7731 | 524286 | 11 | Amber | Warning | Reserved for temporary use - Condition Exists |
| 7732 | 524286 | 11 | Amber | Warning | Reserved for temporary use - Condition Exists |
| 7733 | 524286 | 11 | Amber | Warning | Reserved for temporary use - Condition Exists |
| 7734 | 524286 | 11 | Amber | Warning | Reserved for temporary use - Condition Exists |

# F2500C / F2500CS / F2500W / MF2500C / MF2500CS / MF2500CL /SD2500C / SD2500CS / SD2550C / SD2550CS / SD2500W / SD2500WS
## - Diesel Engine Failure-Codes chart

| Fault Code | SPN | FMI | Lamp Color | SPN Description | Cumins Description |
|---|---|---|---|---|---|
| 7735 | 524286 | 11 | Amber | Warning | Reserved for temporary use - Condition Exists |
| 7736 | 524286 | 11 | Amber | Warning | Reserved for temporary use - Condition Exists |
| 7737 | 524286 | 11 | Amber | Warning | Reserved for temporary use - Condition Exists |
| 7738 | 524286 | 11 | Amber | Warning | Reserved for temporary use - Condition Exists |
| 7739 | 524286 | 11 | Amber | Warning | Reserved for temporary use - Condition Exists |
| 7741 | 524286 | 11 | Amber | Warning | Reserved for temporary use - Condition Exists |
| 7742 | 524286 | 11 | Amber | Warning | Reserved for temporary use - Condition Exists |
| 7743 | 524286 | 11 | Amber | Warning | Reserved for temporary use - Condition Exists |
| 7744 | 524286 | 11 | Amber | Warning | Reserved for temporary use - Condition Exists |
| 7745 | 524286 | 11 | Amber | Warning | Reserved for temporary use - Condition Exists |
| 7746 | 524286 | 11 | Amber | Warning | Reserved for temporary use - Condition Exists |
| 7747 | 524286 | 11 | Amber | Warning | Reserved for temporary use - Condition Exists |
| 7748 | 524286 | 11 | Amber | Warning | Reserved for temporary use - Condition Exists |
| 7749 | 524286 | 11 | Amber | Warning | Reserved for temporary use - Condition Exists |
| 7751 | 524286 | 11 | Amber | Warning | Reserved for temporary use - Condition Exists |
| 7752 | 524286 | 11 | Amber | Warning | Reserved for temporary use - Condition Exists |

# F2500C / F2500CS / F2500W / MF2500C / MF2500CS / MF2500CL /SD2500C / SD2500CS / SD2550C / SD2550CS / SD2500W / SD2500WS
## - Diesel Engine Failure-Codes chart

| Fault Code | SPN | FMI | Lamp Color | SPN Description | Cumins Description |
|---|---|---|---|---|---|
| 7753 | 524286 | 11 | Amber | Warning | Reserved for temporary use - Condition Exists |
| 7754 | 524286 | 11 | Amber | Warning | Reserved for temporary use - Condition Exists |
| 7755 | 524286 | 11 | Amber | Warning | Reserved for temporary use - Condition Exists |
| 7756 | 524286 | 11 | Amber | Warning | Reserved for temporary use - Condition Exists |
| 7757 | 524286 | 11 | Amber | Warning | Reserved for temporary use - Condition Exists |
| 7758 | 524286 | 11 | Amber | Warning | Reserved for temporary use - Condition Exists |
| 7759 | 524286 | 11 | Amber | Warning | Reserved for temporary use - Condition Exists |
| 7761 | 524286 | 11 | Amber | Warning | Reserved for temporary use - Condition Exists |
| 7762 | 524286 | 11 | Amber | Warning | Reserved for temporary use - Condition Exists |
| 7763 | 524286 | 11 | Amber | Warning | Reserved for temporary use - Condition Exists |
| 7764 | 524286 | 11 | Amber | Warning | Reserved for temporary use - Condition Exists |
| 7765 | 524286 | 11 | Amber | Warning | Reserved for temporary use - Condition Exists |
| 7766 | 524286 | 11 | Amber | Warning | Reserved for temporary use - Condition Exists |
| 7767 | 524286 | 11 | Amber | Warning | Reserved for temporary use - Condition Exists |
| 7768 | 524286 | 11 | Amber | Warning | Reserved for temporary use - Condition Exists |
| 7769 | 524286 | 11 | Amber | Warning | Reserved for temporary use - Condition Exists |

# F2500C / F2500CS / F2500W / MF2500C / MF2500CS / MF2500CL /SD2500C / SD2500CS / SD2550C / SD2550CS / SD2500W / SD2500WS
## - Diesel Engine Failure-Codes chart

| Fault Code | SPN | FMI | Lamp Color | SPN Description | Cumins Description |
|---|---|---|---|---|---|
| 7771 | 524286 | 11 | Amber | Warning | Reserved for temporary use - Condition Exists |
| 7772 | 524286 | 11 | Amber | Warning | Reserved for temporary use - Condition Exists |
| 7773 | 524286 | 11 | Amber | Warning | Reserved for temporary use - Condition Exists |
| 7774 | 524286 | 11 | Amber | Warning | Reserved for temporary use - Condition Exists |
| 7775 | 524286 | 11 | Amber | Warning | Reserved for temporary use - Condition Exists |
| 7776 | 524286 | 11 | Amber | Warning | Reserved for temporary use - Condition Exists |
| 7777 | 524286 | 11 | Amber | Warning | Reserved for temporary use - Condition Exists |
| 7778 | 524286 | 11 | Amber | Warning | Reserved for temporary use - Condition Exists |
| 7779 | 524286 | 11 | Amber | Warning | Reserved for temporary use - Condition Exists |
| 7781 | 524286 | 11 | Amber | Warning | Reserved for temporary use - Condition Exists |
| 7782 | 524286 | 11 | Amber | Warning | Reserved for temporary use - Condition Exists |
| 7783 | 524286 | 11 | Amber | Warning | Reserved for temporary use - Condition Exists |
| 7784 | 524286 | 11 | Amber | Warning | Reserved for temporary use - Condition Exists |
| 7785 | 524286 | 11 | Amber | Warning | Reserved for temporary use - Condition Exists |
| 7786 | 524286 | 11 | Amber | Warning | Reserved for temporary use - Condition Exists |
| 7787 | 524286 | 11 | Amber | Warning | Reserved for temporary use - Condition Exists |

# F2500C / F2500CS / F2500W / MF2500C / MF2500CS / MF2500CL /SD2500C / SD2500CS / SD2550C / SD2550CS / SD2500W / SD2500WS
## - Diesel Engine Failure-Codes chart

| Fault Code | SPN | FMI | Lamp Color | SPN Description | Cumins Description |
|---|---|---|---|---|---|
| 7788 | 524286 | 11 | Amber | Warning | Reserved for temporary use - Condition Exists |
| 7789 | 524286 | 11 | Amber | Warning | Reserved for temporary use - Condition Exists |
| 7791 | 524286 | 11 | Amber | Warning | Reserved for temporary use - Condition Exists |
| 7792 | 524286 | 11 | Amber | Warning | Reserved for temporary use - Condition Exists |
| 7793 | 524286 | 11 | Amber | Warning | Reserved for temporary use - Condition Exists |
| 7794 | 524286 | 11 | Amber | Warning | Reserved for temporary use - Condition Exists |
| 7795 | 524286 | 11 | Amber | Warning | Reserved for temporary use - Condition Exists |
| 7796 | 524286 | 11 | Amber | Warning | Reserved for temporary use - Condition Exists |
| 7797 | 524286 | 11 | Amber | Warning | Reserved for temporary use - Condition Exists |
| 7798 | 524286 | 11 | Amber | Warning | Reserved for temporary use - Condition Exists |
| 7799 | 524286 | 11 | Amber | Warning | Reserved for temporary use - Condition Exists |
| 7822 | 524286 | 11 | Amber | Warning | Reserved for temporary use - Condition Exists |
| 7823 | 524286 | 11 | Amber | Warning | Reserved for temporary use - Condition Exists |
| 7824 | 524286 | 11 | Amber | Warning | Reserved for temporary use - Condition Exists |
| 7825 | 524286 | 11 | Amber | Warning | Reserved for temporary use - Condition Exists |
| 7826 | 524286 | 11 | Amber | Warning | Reserved for temporary use - Condition Exists |

# F2500C / F2500CS / F2500W / MF2500C / MF2500CS / MF2500CL /SD2500C / SD2500CS / SD2550C / SD2550CS / SD2500W / SD2500WS
## - Diesel Engine Failure-Codes chart

| Fault Code | SPN | FMI | Lamp Color | SPN Description | Cumins Description |
|---|---|---|---|---|---|
| 7827 | 524286 | 11 | Amber | Warning | Reserved for temporary use - Condition Exists |
| 7828 | 524286 | 11 | Amber | Warning | Reserved for temporary use - Condition Exists |
| 7829 | 524286 | 11 | Amber | Warning | Reserved for temporary use - Condition Exists |
| 7831 | 524286 | 11 | Amber | Warning | Reserved for temporary use - Condition Exists |
| 7832 | 524286 | 11 | Amber | Warning | Reserved for temporary use - Condition Exists |
| 7833 | 524286 | 11 | Amber | Warning | Reserved for temporary use - Condition Exists |
| 7834 | 524286 | 11 | Amber | Warning | Reserved for temporary use - Condition Exists |
| 7835 | 524286 | 11 | Amber | Warning | Reserved for temporary use - Condition Exists |
| 7836 | 524286 | 11 | Amber | Warning | Reserved for temporary use - Condition Exists |
| 7837 | 524286 | 11 | Amber | Warning | Reserved for temporary use - Condition Exists |
| 7838 | 524286 | 11 | Amber | Warning | Reserved for temporary use - Condition Exists |
| 7839 | 524286 | 11 | Amber | Warning | Reserved for temporary use - Condition Exists |
| 7841 | 524286 | 11 | Amber | Warning | Reserved for temporary use - Condition Exists |
| 7842 | 524286 | 11 | Amber | Warning | Reserved for temporary use - Condition Exists |
| 7843 | 524286 | 11 | Amber | Warning | Reserved for temporary use - Condition Exists |
| 7844 | 524286 | 11 | Amber | Warning | Reserved for temporary use - Condition Exists |

# F2500C / F2500CS / F2500W / MF2500C / MF2500CS / MF2500CL /SD2500C / SD2500CS / SD2550C / SD2550CS / SD2500W / SD2500WS
## - Diesel Engine Failure-Codes chart

| Fault Code | SPN | FMI | Lamp Color | SPN Description | Cumins Description |
|---|---|---|---|---|---|
| 7845 | 524286 | 11 | Amber | Warning | Reserved for temporary use - Condition Exists |
| 7846 | 524286 | 11 | Amber | Warning | Reserved for temporary use - Condition Exists |
| 7847 | 524286 | 11 | Amber | Warning | Reserved for temporary use - Condition Exists |
| 7848 | 524286 | 11 | Amber | Warning | Reserved for temporary use - Condition Exists |
| 7849 | 524286 | 11 | Amber | Warning | Reserved for temporary use - Condition Exists |
| 7851 | 524286 | 11 | Amber | Warning | Reserved for temporary use - Condition Exists |
| 7852 | 524286 | 11 | Amber | Warning | Reserved for temporary use - Condition Exists |
| 7853 | 524286 | 11 | Amber | Warning | Reserved for temporary use - Condition Exists |
| 7854 | 524286 | 11 | Amber | Warning | Reserved for temporary use - Condition Exists |
| 7855 | 524286 | 11 | Amber | Warning | Reserved for temporary use - Condition Exists |
| 7856 | 524286 | 11 | Amber | Warning | Reserved for temporary use - Condition Exists |
| 7857 | 524286 | 11 | Amber | Warning | Reserved for temporary use - Condition Exists |
| 7858 | 524286 | 11 | Amber | Warning | Reserved for temporary use - Condition Exists |
| 7859 | 524286 | 11 | Amber | Warning | Reserved for temporary use - Condition Exists |
| 7861 | 524286 | 11 | Amber | Warning | Reserved for temporary use - Condition Exists |
| 7862 | 524286 | 11 | Amber | Warning | Reserved for temporary use - Condition Exists |

# F2500C / F2500CS / F2500W / MF2500C / MF2500CS / MF2500CL /SD2500C / SD2500CS / SD2550C / SD2550CS / SD2500W / SD2500WS
## - Diesel Engine Failure-Codes chart

| Fault Code | SPN | FMI | Lamp Color | SPN Description | Cumins Description |
|---|---|---|---|---|---|
| 7863 | 524286 | 11 | Amber | Warning | Reserved for temporary use - Condition Exists |
| 7864 | 524286 | 11 | Amber | Warning | Reserved for temporary use - Condition Exists |
| 7865 | 524286 | 11 | Amber | Warning | Reserved for temporary use - Condition Exists |
| 7866 | 524286 | 11 | Amber | Warning | Reserved for temporary use - Condition Exists |
| 7867 | 524286 | 11 | Amber | Warning | Reserved for temporary use - Condition Exists |
| 7868 | 524286 | 11 | Amber | Warning | Reserved for temporary use - Condition Exists |
| 7869 | 524286 | 11 | Amber | Warning | Reserved for temporary use - Condition Exists |
| 7871 | 524286 | 11 | Amber | Warning | Reserved for temporary use - Condition Exists |
| 7872 | 524286 | 11 | Amber | Warning | Reserved for temporary use - Condition Exists |
| 7873 | 524286 | 11 | Amber | Warning | Reserved for temporary use - Condition Exists |
| 7874 | 524286 | 11 | Amber | Warning | Reserved for temporary use - Condition Exists |
| 7875 | 524286 | 11 | Amber | Warning | Reserved for temporary use - Condition Exists |
| 7876 | 524286 | 11 | Amber | Warning | Reserved for temporary use - Condition Exists |
| 7877 | 524286 | 11 | Amber | Warning | Reserved for temporary use - Condition Exists |
| 7878 | 524286 | 11 | Amber | Warning | Reserved for temporary use - Condition Exists |
| 7879 | 524286 | 11 | Amber | Warning | Reserved for temporary use - Condition Exists |

# F2500C / F2500CS / F2500W / MF2500C / MF2500CS / MF2500CL /SD2500C / SD2500CS / SD2550C / SD2550CS / SD2500W / SD2500WS
## - Diesel Engine Failure-Codes chart

| Fault Code | SPN | FMI | Lamp Color | SPN Description | Cumins Description |
|---|---|---|---|---|---|
| 7881 | 524286 | 11 | Amber | Warning | Reserved for temporary use - Condition Exists |
| 7882 | 524286 | 11 | Amber | Warning | Reserved for temporary use - Condition Exists |
| 7883 | 524286 | 11 | Amber | Warning | Reserved for temporary use - Condition Exists |
| 7884 | 524286 | 11 | Amber | Warning | Reserved for temporary use - Condition Exists |
| 7885 | 524286 | 11 | Amber | Warning | Reserved for temporary use - Condition Exists |
| 7886 | 524286 | 11 | Amber | Warning | Reserved for temporary use - Condition Exists |
| 7887 | 524286 | 11 | Amber | Warning | Reserved for temporary use - Condition Exists |
| 7888 | 524286 | 11 | Amber | Warning | Reserved for temporary use - Condition Exists |
| 7889 | 524286 | 11 | Amber | Warning | Reserved for temporary use - Condition Exists |
| 7891 | 524286 | 11 | Amber | Warning | Reserved for temporary use - Condition Exists |
| 7892 | 524286 | 11 | Amber | Warning | Reserved for temporary use - Condition Exists |
| 7893 | 524286 | 11 | Amber | Warning | Reserved for temporary use - Condition Exists |
| 7894 | 524286 | 11 | Amber | Warning | Reserved for temporary use - Condition Exists |
| 7895 | 524286 | 11 | Amber | Warning | Reserved for temporary use - Condition Exists |
| 7896 | 524286 | 11 | Amber | Warning | Reserved for temporary use - Condition Exists |
| 7897 | 524286 | 11 | Amber | Warning | Reserved for temporary use - Condition Exists |

# F2500C / F2500CS / F2500W / MF2500C / MF2500CS / MF2500CL /SD2500C / SD2500CS / SD2550C / SD2550CS / SD2500W / SD2500WS
## - Diesel Engine Failure-Codes chart

| Fault Code | SPN | FMI | Lamp Color | SPN Description | Cumins Description |
|---|---|---|---|---|---|
| 7898 | 524286 | 11 | Amber | Warning | Reserved for temporary use - Condition Exists |
| 7899 | 524286 | 11 | Amber | Warning | Reserved for temporary use - Condition Exists |
| 7911 | 524286 | 11 | Amber | Warning | Reserved for temporary use - Condition Exists |
| 7912 | 524286 | 11 | Amber | Warning | Reserved for temporary use - Condition Exists |
| 7913 | 524286 | 11 | Amber | Warning | Reserved for temporary use - Condition Exists |
| 7914 | 524286 | 11 | Amber | Warning | Reserved for temporary use - Condition Exists |
| 7915 | 524286 | 11 | Amber | Warning | Reserved for temporary use - Condition Exists |
| 7916 | 524286 | 11 | Amber | Warning | Reserved for temporary use - Condition Exists |
| 7917 | 524286 | 11 | Amber | Warning | Reserved for temporary use - Condition Exists |
| 7918 | 524286 | 11 | Amber | Warning | Reserved for temporary use - Condition Exists |
| 7919 | 524286 | 11 | Amber | Warning | Reserved for temporary use - Condition Exists |
| 7921 | 524286 | 11 | Amber | Warning | Reserved for temporary use - Condition Exists |
| 7922 | 524286 | 11 | Amber | Warning | Reserved for temporary use - Condition Exists |
| 7923 | 524286 | 11 | Amber | Warning | Reserved for temporary use - Condition Exists |
| 7924 | 524286 | 11 | Amber | Warning | Reserved for temporary use - Condition Exists |
| 7925 | 524286 | 11 | Amber | Warning | Reserved for temporary use - Condition Exists |

# F2500C / F2500CS / F2500W / MF2500C / MF2500CS / MF2500CL /SD2500C / SD2500CS / SD2550C / SD2550CS / SD2500W / SD2500WS
## - Diesel Engine Failure-Codes chart

| Fault Code | SPN | FMI | Lamp Color | SPN Description | Cumins Description |
|---|---|---|---|---|---|
| 7926 | 524286 | 11 | Amber | Warning | Reserved for temporary use - Condition Exists |
| 7927 | 524286 | 11 | Amber | Warning | Reserved for temporary use - Condition Exists |
| 7928 | 524286 | 11 | Amber | Warning | Reserved for temporary use - Condition Exists |
| 7929 | 524286 | 11 | Amber | Warning | Reserved for temporary use - Condition Exists |
| 7931 | 524286 | 11 | Amber | Warning | Reserved for temporary use - Condition Exists |
| 7932 | 524286 | 11 | Amber | Warning | Reserved for temporary use - Condition Exists |
| 7933 | 524286 | 11 | Amber | Warning | Reserved for temporary use - Condition Exists |
| 7934 | 524286 | 11 | Amber | Warning | Reserved for temporary use - Condition Exists |
| 7935 | 524286 | 11 | Amber | Warning | Reserved for temporary use - Condition Exists |
| 7936 | 524286 | 11 | Amber | Warning | Reserved for temporary use - Condition Exists |
| 7937 | 524286 | 11 | Amber | Warning | Reserved for temporary use - Condition Exists |
| 7938 | 524286 | 11 | Amber | Warning | Reserved for temporary use - Condition Exists |
| 7939 | 524286 | 11 | Amber | Warning | Reserved for temporary use - Condition Exists |
| 7941 | 524286 | 11 | Amber | Warning | Reserved for temporary use - Condition Exists |
| 7942 | 524286 | 11 | Amber | Warning | Reserved for temporary use - Condition Exists |
| 7943 | 524286 | 11 | Amber | Warning | Reserved for temporary use - Condition Exists |

# F2500C / F2500CS / F2500W / MF2500C / MF2500CS / MF2500CL /SD2500C / SD2500CS / SD2550C / SD2550CS / SD2500W / SD2500WS
## - Diesel Engine Failure-Codes chart

| Fault Code | SPN | FMI | Lamp Color | SPN Description | Cumins Description |
|---|---|---|---|---|---|
| 7944 | 524286 | 11 | Amber | Warning | Reserved for temporary use - Condition Exists |
| 7945 | 524286 | 11 | Amber | Warning | Reserved for temporary use - Condition Exists |
| 7946 | 524286 | 11 | Amber | Warning | Reserved for temporary use - Condition Exists |
| 7947 | 524286 | 11 | Amber | Warning | Reserved for temporary use - Condition Exists |
| 7948 | 524286 | 11 | Amber | Warning | Reserved for temporary use - Condition Exists |
| 7949 | 524286 | 11 | Amber | Warning | Reserved for temporary use - Condition Exists |
| 7951 | 524286 | 11 | Amber | Warning | Reserved for temporary use - Condition Exists |
| 7952 | 524286 | 11 | Amber | Warning | Reserved for temporary use - Condition Exists |
| 7953 | 524286 | 11 | Amber | Warning | Reserved for temporary use - Condition Exists |
| 7954 | 524286 | 11 | Amber | Warning | Reserved for temporary use - Condition Exists |
| 7955 | 524286 | 11 | Amber | Warning | Reserved for temporary use - Condition Exists |
| 7956 | 524286 | 11 | Amber | Warning | Reserved for temporary use - Condition Exists |
| 7957 | 524286 | 11 | Amber | Warning | Reserved for temporary use - Condition Exists |
| 7958 | 524286 | 11 | Amber | Warning | Reserved for temporary use - Condition Exists |
| 7959 | 524286 | 11 | Amber | Warning | Reserved for temporary use - Condition Exists |
| 7961 | 524286 | 11 | Amber | Warning | Reserved for temporary use - Condition Exists |

# F2500C / F2500CS / F2500W / MF2500C / MF2500CS / MF2500CL /SD2500C / SD2500CS / SD2550C / SD2550CS / SD2500W / SD2500WS
## - Diesel Engine Failure-Codes chart

| Fault Code | SPN | FMI | Lamp Color | SPN Description | Cumins Description |
|---|---|---|---|---|---|
| 7962 | 524286 | 11 | Amber | Warning | Reserved for temporary use - Condition Exists |
| 7963 | 524286 | 11 | Amber | Warning | Reserved for temporary use - Condition Exists |
| 7964 | 524286 | 11 | Amber | Warning | Reserved for temporary use - Condition Exists |
| 7965 | 524286 | 11 | Amber | Warning | Reserved for temporary use - Condition Exists |
| 7966 | 524286 | 11 | Amber | Warning | Reserved for temporary use - Condition Exists |
| 7967 | 524286 | 11 | Amber | Warning | Reserved for temporary use - Condition Exists |
| 7968 | 524286 | 11 | Amber | Warning | Reserved for temporary use - Condition Exists |
| 7969 | 524286 | 11 | Amber | Warning | Reserved for temporary use - Condition Exists |
| 7971 | 524286 | 11 | Amber | Warning | Reserved for temporary use - Condition Exists |
| 7972 | 524286 | 11 | Amber | Warning | Reserved for temporary use - Condition Exists |
| 7973 | 524286 | 11 | Amber | Warning | Reserved for temporary use - Condition Exists |
| 7974 | 524286 | 11 | Amber | Warning | Reserved for temporary use - Condition Exists |
| 7975 | 524286 | 11 | Amber | Warning | Reserved for temporary use - Condition Exists |
| 7976 | 524286 | 11 | Amber | Warning | Reserved for temporary use - Condition Exists |
| 7977 | 524286 | 11 | Amber | Warning | Reserved for temporary use - Condition Exists |
| 7978 | 524286 | 11 | Amber | Warning | Reserved for temporary use - Condition Exists |

# F2500C / F2500CS / F2500W / MF2500C / MF2500CS / MF2500CL /SD2500C / SD2500CS / SD2550C / SD2550CS / SD2500W / SD2500WS
## - Diesel Engine Failure-Codes chart

| Fault Code | SPN | FMI | Lamp Color | SPN Description | Cumins Description |
|---|---|---|---|---|---|
| 7979 | 524286 | 11 | Amber | Warning | Reserved for temporary use - Condition Exists |
| 7981 | 524286 | 11 | Amber | Warning | Reserved for temporary use - Condition Exists |
| 7982 | 524286 | 11 | Amber | Warning | Reserved for temporary use - Condition Exists |
| 7983 | 524286 | 11 | Amber | Warning | Reserved for temporary use - Condition Exists |
| 7984 | 524286 | 11 | Amber | Warning | Reserved for temporary use - Condition Exists |
| 7985 | 524286 | 11 | Amber | Warning | Reserved for temporary use - Condition Exists |
| 7986 | 524286 | 11 | Amber | Warning | Reserved for temporary use - Condition Exists |
| 7987 | 524286 | 11 | Amber | Warning | Reserved for temporary use - Condition Exists |
| 7988 | 524286 | 11 | Amber | Warning | Reserved for temporary use - Condition Exists |
| 7989 | 524286 | 11 | Amber | Warning | Reserved for temporary use - Condition Exists |
| 7991 | 524286 | 11 | Amber | Warning | Reserved for temporary use - Condition Exists |
| 7992 | 524286 | 11 | Amber | Warning | Reserved for temporary use - Condition Exists |
| 7993 | 524286 | 11 | Amber | Warning | Reserved for temporary use - Condition Exists |
| 7994 | 524286 | 11 | Amber | Warning | Reserved for temporary use - Condition Exists |
| 7995 | 524286 | 11 | Amber | Warning | Reserved for temporary use - Condition Exists |
| 7996 | 524286 | 11 | Amber | Warning | Reserved for temporary use - Condition Exists |

# F2500C / F2500CS / F2500W / MF2500C / MF2500CS / MF2500CL /SD2500C / SD2500CS / SD2550C / SD2550CS / SD2500W / SD2500WS
## - Diesel Engine Failure-Codes chart

| Fault Code | SPN | FMI | Lamp Color | SPN Description | Cumins Description |
|---|---|---|---|---|---|
| 7997 | 524286 | 11 | Amber | Warning | Reserved for temporary use - Condition Exists |
| 7998 | 524286 | 11 | Amber | Warning | Reserved for temporary use - Condition Exists |
| 7999 | 524286 | 11 | Amber | Warning | Reserved for temporary use - Condition Exists |
| 8111 | 524286 | 11 | Amber | Warning | Reserved for temporary use - Condition Exists |
| 8112 | 524286 | 11 | Amber | Warning | Reserved for temporary use - Condition Exists |
| 8113 | 524286 | 11 | Amber | Warning | Reserved for temporary use - Condition Exists |
| 8114 | 524286 | 11 | Amber | Warning | Reserved for temporary use - Condition Exists |
| 8115 | 524286 | 11 | Amber | Warning | Reserved for temporary use - Condition Exists |
| 8116 | 524286 | 11 | Amber | Warning | Reserved for temporary use - Condition Exists |
| 8117 | 524286 | 11 | Amber | Warning | Reserved for temporary use - Condition Exists |
| 8118 | 524286 | 11 | Amber | Warning | Reserved for temporary use - Condition Exists |
| 8119 | 524286 | 11 | Amber | Warning | Reserved for temporary use - Condition Exists |
| 8121 | 524286 | 11 | Amber | Warning | Reserved for temporary use - Condition Exists |
| 8122 | 524286 | 11 | Amber | Warning | Reserved for temporary use - Condition Exists |
| 8123 | 524286 | 11 | Amber | Warning | Reserved for temporary use - Condition Exists |
| 8124 | 524286 | 11 | Amber | Warning | Reserved for temporary use - Condition Exists |

# F2500C / F2500CS / F2500W / MF2500C / MF2500CS / MF2500CL /SD2500C / SD2500CS / SD2550C / SD2550CS / SD2500W / SD2500WS
## - Diesel Engine Failure-Codes chart

| Fault Code | SPN | FMI | Lamp Color | SPN Description | Cumins Description |
|---|---|---|---|---|---|
| 8125 | 524286 | 11 | Amber | Warning | Reserved for temporary use - Condition Exists |
| 8126 | 524286 | 11 | Amber | Warning | Reserved for temporary use - Condition Exists |
| 8127 | 524286 | 11 | Amber | Warning | Reserved for temporary use - Condition Exists |
| 8128 | 524286 | 11 | Amber | Warning | Reserved for temporary use - Condition Exists |
| 8129 | 524286 | 11 | Amber | Warning | Reserved for temporary use - Condition Exists |
| 8131 | 524286 | 11 | Amber | Warning | Reserved for temporary use - Condition Exists |
| 8132 | 524286 | 11 | Amber | Warning | Reserved for temporary use - Condition Exists |
| 8133 | 524286 | 11 | Amber | Warning | Reserved for temporary use - Condition Exists |
| 8134 | 524286 | 11 | Amber | Warning | Reserved for temporary use - Condition Exists |
| 8135 | 524286 | 11 | Amber | Warning | Reserved for temporary use - Condition Exists |
| 8136 | 524286 | 11 | Amber | Warning | Reserved for temporary use - Condition Exists |
| 8137 | 524286 | 11 | Amber | Warning | Reserved for temporary use - Condition Exists |
| 8138 | 524286 | 11 | Amber | Warning | Reserved for temporary use - Condition Exists |
| 8139 | 524286 | 11 | Amber | Warning | Reserved for temporary use - Condition Exists |
| 8141 | 524286 | 11 | Amber | Warning | Reserved for temporary use - Condition Exists |
| 8142 | 524286 | 11 | Amber | Warning | Reserved for temporary use - Condition Exists |

# F2500C / F2500CS / F2500W / MF2500C / MF2500CS / MF2500CL /SD2500C / SD2500CS / SD2550C / SD2550CS / SD2500W / SD2500WS
## - Diesel Engine Failure-Codes chart

| Fault Code | SPN | FMI | Lamp Color | SPN Description | Cumins Description |
|---|---|---|---|---|---|
| 8143 | 524286 | 11 | Amber | Warning | Reserved for temporary use - Condition Exists |
| 8144 | 524286 | 11 | Amber | Warning | Reserved for temporary use - Condition Exists |
| 8145 | 524286 | 11 | Amber | Warning | Reserved for temporary use - Condition Exists |
| 8146 | 524286 | 11 | Amber | Warning | Reserved for temporary use - Condition Exists |
| 8147 | 524286 | 11 | Amber | Warning | Reserved for temporary use - Condition Exists |
| 8148 | 524286 | 11 | Amber | Warning | Reserved for temporary use - Condition Exists |
| 8149 | 524286 | 11 | Amber | Warning | Reserved for temporary use - Condition Exists |
| 8151 | 524286 | 11 | Amber | Warning | Reserved for temporary use - Condition Exists |
| 8152 | 524286 | 11 | Amber | Warning | Reserved for temporary use - Condition Exists |
| 8153 | 524286 | 11 | Amber | Warning | Reserved for temporary use - Condition Exists |
| 8154 | 524286 | 11 | Amber | Warning | Reserved for temporary use - Condition Exists |
| 8155 | 524286 | 11 | Amber | Warning | Reserved for temporary use - Condition Exists |
| 8156 | 524286 | 11 | Amber | Warning | Reserved for temporary use - Condition Exists |
| 8157 | 524286 | 11 | Amber | Warning | Reserved for temporary use - Condition Exists |
| 8158 | 524286 | 11 | Amber | Warning | Reserved for temporary use - Condition Exists |
| 8159 | 524286 | 11 | Amber | Warning | Reserved for temporary use - Condition Exists |

# F2500C / F2500CS / F2500W / MF2500C / MF2500CS / MF2500CL /SD2500C / SD2500CS / SD2550C / SD2550CS / SD2500W / SD2500WS
## - Diesel Engine Failure-Codes chart

| Fault Code | SPN | FMI | Lamp Color | SPN Description | Cumins Description |
|---|---|---|---|---|---|
| 8161 | 524286 | 11 | Amber | Warning | Reserved for temporary use - Condition Exists |
| 8162 | 524286 | 11 | Amber | Warning | Reserved for temporary use - Condition Exists |
| 8163 | 524286 | 11 | Amber | Warning | Reserved for temporary use - Condition Exists |
| 8164 | 524286 | 11 | Amber | Warning | Reserved for temporary use - Condition Exists |
| 8165 | 524286 | 11 | Amber | Warning | Reserved for temporary use - Condition Exists |
| 8166 | 524286 | 11 | Amber | Warning | Reserved for temporary use - Condition Exists |
| 8167 | 524286 | 11 | Amber | Warning | Reserved for temporary use - Condition Exists |
| 8168 | 524286 | 11 | Amber | Warning | Reserved for temporary use - Condition Exists |
| 8169 | 524286 | 11 | Amber | Warning | Reserved for temporary use - Condition Exists |
| 8171 | 524286 | 11 | Amber | Warning | Reserved for temporary use - Condition Exists |
| 8172 | 524286 | 11 | Amber | Warning | Reserved for temporary use - Condition Exists |
| 8173 | 524286 | 11 | Amber | Warning | Reserved for temporary use - Condition Exists |
| 8174 | 524286 | 11 | Amber | Warning | Reserved for temporary use - Condition Exists |
| 8175 | 524286 | 11 | Amber | Warning | Reserved for temporary use - Condition Exists |
| 8176 | 524286 | 11 | Amber | Warning | Reserved for temporary use - Condition Exists |
| 8177 | 524286 | 11 | Amber | Warning | Reserved for temporary use - Condition Exists |

# F2500C / F2500CS / F2500W / MF2500C / MF2500CS / MF2500CL /SD2500C / SD2500CS / SD2550C / SD2550CS / SD2500W / SD2500WS
## - Diesel Engine Failure-Codes chart

| Fault Code | SPN | FMI | Lamp Color | SPN Description | Cumins Description |
|---|---|---|---|---|---|
| 8178 | 524286 | 11 | Amber | Warning | Reserved for temporary use - Condition Exists |
| 8179 | 524286 | 11 | Amber | Warning | Reserved for temporary use - Condition Exists |
| 8181 | 524286 | 11 | Amber | Warning | Reserved for temporary use - Condition Exists |
| 8182 | 524286 | 11 | Amber | Warning | Reserved for temporary use - Condition Exists |
| 8183 | 524286 | 11 | Amber | Warning | Reserved for temporary use - Condition Exists |
| 8184 | 524286 | 11 | Amber | Warning | Reserved for temporary use - Condition Exists |
| 8185 | 524286 | 11 | Amber | Warning | Reserved for temporary use - Condition Exists |
| 8186 | 524286 | 11 | Amber | Warning | Reserved for temporary use - Condition Exists |
| 8187 | 524286 | 11 | Amber | Warning | Reserved for temporary use - Condition Exists |
| 8188 | 524286 | 11 | Amber | Warning | Reserved for temporary use - Condition Exists |
| 8189 | 524286 | 11 | Amber | Warning | Reserved for temporary use - Condition Exists |
| 8191 | 524286 | 11 | Amber | Warning | Reserved for temporary use - Condition Exists |
| 8192 | 524286 | 11 | Amber | Warning | Reserved for temporary use - Condition Exists |
| 8193 | 524286 | 11 | Amber | Warning | Reserved for temporary use - Condition Exists |
| 8194 | 524286 | 11 | Amber | Warning | Reserved for temporary use - Condition Exists |
| 8195 | 524286 | 11 | Amber | Warning | Reserved for temporary use - Condition Exists |

# F2500C / F2500CS / F2500W / MF2500C / MF2500CS / MF2500CL /SD2500C / SD2500CS / SD2550C / SD2550CS / SD2500W / SD2500WS
## - Diesel Engine Failure-Codes chart

| Fault Code | SPN | FMI | Lamp Color | SPN Description | Cumins Description |
|---|---|---|---|---|---|
| 8196 | 524286 | 11 | Amber | Warning | Reserved for temporary use - Condition Exists |
| 8197 | 524286 | 11 | Amber | Warning | Reserved for temporary use - Condition Exists |
| 8198 | 524286 | 11 | Amber | Warning | Reserved for temporary use - Condition Exists |
| 8199 | 524286 | 11 | Amber | Warning | Reserved for temporary use - Condition Exists |
| 8211 | 524286 | 11 | Amber | Warning | Reserved for temporary use - Condition Exists |
| 8212 | 524286 | 11 | Amber | Warning | Reserved for temporary use - Condition Exists |
| 8213 | 524286 | 11 | Amber | Warning | Reserved for temporary use - Condition Exists |
| 8214 | 524286 | 11 | Amber | Warning | Reserved for temporary use - Condition Exists |
| 8215 | 524286 | 11 | Amber | Warning | Reserved for temporary use - Condition Exists |
| 8216 | 524286 | 11 | Amber | Warning | Reserved for temporary use - Condition Exists |
| 8217 | 524286 | 11 | Amber | Warning | Reserved for temporary use - Condition Exists |
| 8218 | 524286 | 11 | Amber | Warning | Reserved for temporary use - Condition Exists |
| 8219 | 524286 | 11 | Amber | Warning | Reserved for temporary use - Condition Exists |
| 8221 | 524286 | 11 | Amber | Warning | Reserved for temporary use - Condition Exists |
| 8222 | 524286 | 11 | Amber | Warning | Reserved for temporary use - Condition Exists |
| 8223 | 524286 | 11 | Amber | Warning | Reserved for temporary use - Condition Exists |

# F2500C / F2500CS / F2500W / MF2500C / MF2500CS / MF2500CL /SD2500C / SD2500CS / SD2550C / SD2550CS / SD2500W / SD2500WS
## - Diesel Engine Failure-Codes chart

| Fault Code | SPN | FMI | Lamp Color | SPN Description | Cumins Description |
|---|---|---|---|---|---|
| 8224 | 524286 | 11 | Amber | Warning | Reserved for temporary use - Condition Exists |
| 8225 | 524286 | 11 | Amber | Warning | Reserved for temporary use - Condition Exists |
| 8226 | 524286 | 11 | Amber | Warning | Reserved for temporary use - Condition Exists |
| 8227 | 524286 | 11 | Amber | Warning | Reserved for temporary use - Condition Exists |
| 8228 | 524286 | 11 | Amber | Warning | Reserved for temporary use - Condition Exists |
| 8229 | 524286 | 11 | Amber | Warning | Reserved for temporary use - Condition Exists |
| 8231 | 524286 | 11 | Amber | Warning | Reserved for temporary use - Condition Exists |
| 8232 | 524286 | 11 | Amber | Warning | Reserved for temporary use - Condition Exists |
| 8233 | 524286 | 11 | Amber | Warning | Reserved for temporary use - Condition Exists |
| 8234 | 524286 | 11 | Amber | Warning | Reserved for temporary use - Condition Exists |
| 8235 | 524286 | 11 | Amber | Warning | Reserved for temporary use - Condition Exists |
| 8236 | 524286 | 11 | Amber | Warning | Reserved for temporary use - Condition Exists |
| 8237 | 524286 | 11 | Amber | Warning | Reserved for temporary use - Condition Exists |
| 8238 | 524286 | 11 | Amber | Warning | Reserved for temporary use - Condition Exists |
| 8239 | 524286 | 11 | Amber | Warning | Reserved for temporary use - Condition Exists |
| 8241 | 524286 | 11 | Amber | Warning | Reserved for temporary use - Condition Exists |

# F2500C / F2500CS / F2500W / MF2500C / MF2500CS / MF2500CL /SD2500C / SD2500CS / SD2550C / SD2550CS / SD2500W / SD2500WS
## - Diesel Engine Failure-Codes chart

| Fault Code | SPN | FMI | Lamp Color | SPN Description | Cumins Description |
|---|---|---|---|---|---|
| 8242 | 524286 | 11 | Amber | Warning | Reserved for temporary use - Condition Exists |
| 8243 | 524286 | 11 | Amber | Warning | Reserved for temporary use - Condition Exists |
| 8244 | 524286 | 11 | Amber | Warning | Reserved for temporary use - Condition Exists |
| 8245 | 524286 | 11 | Amber | Warning | Reserved for temporary use - Condition Exists |
| 8246 | 524286 | 11 | Amber | Warning | Reserved for temporary use - Condition Exists |
| 8247 | 524286 | 11 | Amber | Warning | Reserved for temporary use - Condition Exists |
| 8248 | 524286 | 11 | Amber | Warning | Reserved for temporary use - Condition Exists |
| 8249 | 524286 | 11 | Amber | Warning | Reserved for temporary use - Condition Exists |
| 8251 | 524286 | 11 | Amber | Warning | Reserved for temporary use - Condition Exists |
| 8252 | 524286 | 11 | Amber | Warning | Reserved for temporary use - Condition Exists |
| 8253 | 524286 | 11 | Amber | Warning | Reserved for temporary use - Condition Exists |
| 8254 | 524286 | 11 | Amber | Warning | Reserved for temporary use - Condition Exists |
| 8255 | 524286 | 11 | Amber | Warning | Reserved for temporary use - Condition Exists |
| 8256 | 524286 | 11 | Amber | Warning | Reserved for temporary use - Condition Exists |
| 8257 | 524286 | 11 | Amber | Warning | Reserved for temporary use - Condition Exists |
| 8258 | 524286 | 11 | Amber | Warning | Reserved for temporary use - Condition Exists |

# F2500C / F2500CS / F2500W / MF2500C / MF2500CS / MF2500CL /SD2500C / SD2500CS / SD2550C / SD2550CS / SD2500W / SD2500WS
## - Diesel Engine Failure-Codes chart

| Fault Code | SPN | FMI | Lamp Color | SPN Description | Cumins Description |
|---|---|---|---|---|---|
| 8259 | 524286 | 11 | Amber | Warning | Reserved for temporary use - Condition Exists |
| 8261 | 524286 | 11 | Amber | Warning | Reserved for temporary use - Condition Exists |
| 8262 | 524286 | 11 | Amber | Warning | Reserved for temporary use - Condition Exists |
| 8263 | 524286 | 11 | Amber | Warning | Reserved for temporary use - Condition Exists |
| 8264 | 524286 | 11 | Amber | Warning | Reserved for temporary use - Condition Exists |
| 8265 | 524286 | 11 | Amber | Warning | Reserved for temporary use - Condition Exists |
| 8266 | 524286 | 11 | Amber | Warning | Reserved for temporary use - Condition Exists |
| 8267 | 524286 | 11 | Amber | Warning | Reserved for temporary use - Condition Exists |
| 8268 | 524286 | 11 | Amber | Warning | Reserved for temporary use - Condition Exists |
| 8269 | 524286 | 11 | Amber | Warning | Reserved for temporary use - Condition Exists |
| 8271 | 524286 | 11 | Amber | Warning | Reserved for temporary use - Condition Exists |
| 8272 | 524286 | 11 | Amber | Warning | Reserved for temporary use - Condition Exists |
| 8273 | 524286 | 11 | Amber | Warning | Reserved for temporary use - Condition Exists |
| 8274 | 524286 | 11 | Amber | Warning | Reserved for temporary use - Condition Exists |
| 8275 | 524286 | 11 | Amber | Warning | Reserved for temporary use - Condition Exists |
| 8276 | 524286 | 11 | Amber | Warning | Reserved for temporary use - Condition Exists |

# F2500C / F2500CS / F2500W / MF2500C / MF2500CS / MF2500CL /SD2500C / SD2500CS / SD2550C / SD2550CS / SD2500W / SD2500WS
## - Diesel Engine Failure-Codes chart

| Fault Code | SPN | FMI | Lamp Color | SPN Description | Cumins Description |
|---|---|---|---|---|---|
| 8277 | 524286 | 11 | Amber | Warning | Reserved for temporary use - Condition Exists |
| 8278 | 524286 | 11 | Amber | Warning | Reserved for temporary use - Condition Exists |
| 8279 | 524286 | 11 | Amber | Warning | Reserved for temporary use - Condition Exists |
| 8281 | 524286 | 11 | Amber | Warning | Reserved for temporary use - Condition Exists |
| 8282 | 524286 | 11 | Amber | Warning | Reserved for temporary use - Condition Exists |
| 8283 | 524286 | 11 | Amber | Warning | Reserved for temporary use - Condition Exists |
| 8284 | 524286 | 11 | Amber | Warning | Reserved for temporary use - Condition Exists |
| 8285 | 524286 | 11 | Amber | Warning | Reserved for temporary use - Condition Exists |
| 8286 | 524286 | 11 | Amber | Warning | Reserved for temporary use - Condition Exists |
| 8287 | 524286 | 11 | Amber | Warning | Reserved for temporary use - Condition Exists |
| 8288 | 524286 | 11 | Amber | Warning | Reserved for temporary use - Condition Exists |
| 8289 | 524286 | 11 | Amber | Warning | Reserved for temporary use - Condition Exists |
| 8291 | 524286 | 11 | Amber | Warning | Reserved for temporary use - Condition Exists |
| 8292 | 524286 | 11 | Amber | Warning | Reserved for temporary use - Condition Exists |
| 8293 | 524286 | 11 | Amber | Warning | Reserved for temporary use - Condition Exists |
| 8294 | 524286 | 11 | Amber | Warning | Reserved for temporary use - Condition Exists |

# F2500C / F2500CS / F2500W / MF2500C / MF2500CS / MF2500CL /SD2500C / SD2500CS / SD2550C / SD2550CS / SD2500W / SD2500WS
## - Diesel Engine Failure-Codes chart

| Fault Code | SPN | FMI | Lamp Color | SPN Description | Cumins Description |
|---|---|---|---|---|---|
| 8295 | 524286 | 11 | Amber | Warning | Reserved for temporary use - Condition Exists |
| 8296 | 524286 | 11 | Amber | Warning | Reserved for temporary use - Condition Exists |
| 8297 | 524286 | 11 | Amber | Warning | Reserved for temporary use - Condition Exists |
| 8298 | 524286 | 11 | Amber | Warning | Reserved for temporary use - Condition Exists |
| 8299 | 524286 | 11 | Amber | Warning | Reserved for temporary use - Condition Exists |
| 8311 | 524286 | 11 | Amber | Warning | Reserved for temporary use - Condition Exists |
| 8312 | 524286 | 11 | Amber | Warning | Reserved for temporary use - Condition Exists |
| 8313 | 524286 | 11 | Amber | Warning | Reserved for temporary use - Condition Exists |
| 8314 | 524286 | 11 | Amber | Warning | Reserved for temporary use - Condition Exists |
| 8315 | 524286 | 11 | Amber | Warning | Reserved for temporary use - Condition Exists |
| 8316 | 524286 | 11 | Amber | Warning | Reserved for temporary use - Condition Exists |
| 8317 | 524286 | 11 | Amber | Warning | Reserved for temporary use - Condition Exists |
| 8318 | 524286 | 11 | Amber | Warning | Reserved for temporary use - Condition Exists |
| 8319 | 524286 | 11 | Amber | Warning | Reserved for temporary use - Condition Exists |
| 8321 | 524286 | 11 | Amber | Warning | Reserved for temporary use - Condition Exists |
| 8322 | 524286 | 11 | Amber | Warning | Reserved for temporary use - Condition Exists |

# F2500C / F2500CS / F2500W / MF2500C / MF2500CS / MF2500CL /SD2500C / SD2500CS / SD2550C / SD2550CS / SD2500W / SD2500WS
## - Diesel Engine Failure-Codes chart

| Fault Code | SPN | FMI | Lamp Color | SPN Description | Cumins Description |
|---|---|---|---|---|---|
| 8323 | 524286 | 11 | Amber | Warning | Reserved for temporary use - Condition Exists |
| 8324 | 524286 | 11 | Amber | Warning | Reserved for temporary use - Condition Exists |
| 8325 | 524286 | 11 | Amber | Warning | Reserved for temporary use - Condition Exists |
| 8326 | 524286 | 11 | Amber | Warning | Reserved for temporary use - Condition Exists |
| 8327 | 524286 | 11 | Amber | Warning | Reserved for temporary use - Condition Exists |
| 8328 | 524286 | 11 | Amber | Warning | Reserved for temporary use - Condition Exists |
| 8329 | 524286 | 11 | Amber | Warning | Reserved for temporary use - Condition Exists |
| 8331 | 524286 | 11 | Amber | Warning | Reserved for temporary use - Condition Exists |
| 8332 | 524286 | 11 | Amber | Warning | Reserved for temporary use - Condition Exists |
| 8333 | 524286 | 11 | Amber | Warning | Reserved for temporary use - Condition Exists |
| 8334 | 524286 | 11 | Amber | Warning | Reserved for temporary use - Condition Exists |
| 8335 | 524286 | 11 | Amber | Warning | Reserved for temporary use - Condition Exists |
| 8336 | 524286 | 11 | Amber | Warning | Reserved for temporary use - Condition Exists |
| 8337 | 524286 | 11 | Amber | Warning | Reserved for temporary use - Condition Exists |
| 8338 | 524286 | 11 | Amber | Warning | Reserved for temporary use - Condition Exists |
| 8339 | 524286 | 11 | Amber | Warning | Reserved for temporary use - Condition Exists |

# F2500C / F2500CS / F2500W / MF2500C / MF2500CS / MF2500CL /SD2500C / SD2500CS / SD2550C / SD2550CS / SD2500W / SD2500WS
## - Diesel Engine Failure-Codes chart

| Fault Code | SPN | FMI | Lamp Color | SPN Description | Cumins Description |
|---|---|---|---|---|---|
| 8341 | 524286 | 11 | Amber | Warning | Reserved for temporary use - Condition Exists |
| 8342 | 524286 | 11 | Amber | Warning | Reserved for temporary use - Condition Exists |
| 8343 | 524286 | 11 | Amber | Warning | Reserved for temporary use - Condition Exists |
| 8344 | 524286 | 11 | Amber | Warning | Reserved for temporary use - Condition Exists |
| 8345 | 524286 | 11 | Amber | Warning | Reserved for temporary use - Condition Exists |
| 8346 | 524286 | 11 | Amber | Warning | Reserved for temporary use - Condition Exists |
| 8347 | 524286 | 11 | Amber | Warning | Reserved for temporary use - Condition Exists |
| 8348 | 524286 | 11 | Amber | Warning | Reserved for temporary use - Condition Exists |
| 8349 | 524286 | 11 | Amber | Warning | Reserved for temporary use - Condition Exists |
| 8351 | 524286 | 11 | Amber | Warning | Reserved for temporary use - Condition Exists |
| 8352 | 524286 | 11 | Amber | Warning | Reserved for temporary use - Condition Exists |
| 8353 | 524286 | 11 | Amber | Warning | Reserved for temporary use - Condition Exists |
| 8354 | 524286 | 11 | Amber | Warning | Reserved for temporary use - Condition Exists |
| 8355 | 524286 | 11 | Amber | Warning | Reserved for temporary use - Condition Exists |
| 8356 | 524286 | 11 | Amber | Warning | Reserved for temporary use - Condition Exists |
| 8357 | 524286 | 11 | Amber | Warning | Reserved for temporary use - Condition Exists |

# F2500C / F2500CS / F2500W / MF2500C / MF2500CS / MF2500CL /SD2500C / SD2500CS / SD2550C / SD2550CS / SD2500W / SD2500WS
## - Diesel Engine Failure-Codes chart

| Fault Code | SPN | FMI | Lamp Color | SPN Description | Cumins Description |
|---|---|---|---|---|---|
| 8358 | 524286 | 11 | Amber | Warning | Reserved for temporary use - Condition Exists |
| 8359 | 524286 | 11 | Amber | Warning | Reserved for temporary use - Condition Exists |
| 8361 | 524286 | 11 | Amber | Warning | Reserved for temporary use - Condition Exists |
| 8362 | 524286 | 11 | Amber | Warning | Reserved for temporary use - Condition Exists |
| 8363 | 524286 | 11 | Amber | Warning | Reserved for temporary use - Condition Exists |
| 8364 | 524286 | 11 | Amber | Warning | Reserved for temporary use - Condition Exists |
| 8365 | 524286 | 11 | Amber | Warning | Reserved for temporary use - Condition Exists |
| 8366 | 524286 | 11 | Amber | Warning | Reserved for temporary use - Condition Exists |
| 8367 | 524286 | 11 | Amber | Warning | Reserved for temporary use - Condition Exists |
| 8368 | 524286 | 11 | Amber | Warning | Reserved for temporary use - Condition Exists |
| 8369 | 524286 | 11 | Amber | Warning | Reserved for temporary use - Condition Exists |
| 8371 | 524286 | 11 | Amber | Warning | Reserved for temporary use - Condition Exists |
| 8372 | 524286 | 11 | Amber | Warning | Reserved for temporary use - Condition Exists |
| 8373 | 524286 | 11 | Amber | Warning | Reserved for temporary use - Condition Exists |
| 8374 | 524286 | 11 | Amber | Warning | Reserved for temporary use - Condition Exists |
| 8375 | 524286 | 11 | Amber | Warning | Reserved for temporary use - Condition Exists |

# F2500C / F2500CS / F2500W / MF2500C / MF2500CS / MF2500CL /SD2500C / SD2500CS / SD2550C / SD2550CS / SD2500W / SD2500WS
## - Diesel Engine Failure-Codes chart

| Fault Code | SPN | FMI | Lamp Color | SPN Description | Cumins Description |
|---|---|---|---|---|---|
| 8376 | 524286 | 11 | Amber | Warning | Reserved for temporary use - Condition Exists |
| 8377 | 524286 | 11 | Amber | Warning | Reserved for temporary use - Condition Exists |
| 8378 | 524286 | 11 | Amber | Warning | Reserved for temporary use - Condition Exists |
| 8379 | 524286 | 11 | Amber | Warning | Reserved for temporary use - Condition Exists |
| 8381 | 524286 | 11 | Amber | Warning | Reserved for temporary use - Condition Exists |
| 8382 | 524286 | 11 | Amber | Warning | Reserved for temporary use - Condition Exists |
| 8383 | 524286 | 11 | Amber | Warning | Reserved for temporary use - Condition Exists |
| 8384 | 524286 | 11 | Amber | Warning | Reserved for temporary use - Condition Exists |
| 8385 | 524286 | 11 | Amber | Warning | Reserved for temporary use - Condition Exists |
| 8386 | 524286 | 11 | Amber | Warning | Reserved for temporary use - Condition Exists |
| 8387 | 524286 | 11 | Amber | Warning | Reserved for temporary use - Condition Exists |
| 8388 | 524286 | 11 | Amber | Warning | Reserved for temporary use - Condition Exists |
| 8389 | 524286 | 11 | Amber | Warning | Reserved for temporary use - Condition Exists |
| 8391 | 524286 | 11 | Amber | Warning | Reserved for temporary use - Condition Exists |
| 8392 | 524286 | 11 | Amber | Warning | Reserved for temporary use - Condition Exists |
| 8393 | 524286 | 11 | Amber | Warning | Reserved for temporary use - Condition Exists |

# F2500C / F2500CS / F2500W / MF2500C / MF2500CS / MF2500CL /SD2500C / SD2500CS / SD2550C / SD2550CS / SD2500W / SD2500WS
## - Diesel Engine Failure-Codes chart

| Fault Code | SPN | FMI | Lamp Color | SPN Description | Cumins Description |
|---|---|---|---|---|---|
| 8394 | 524286 | 11 | Amber | Warning | Reserved for temporary use - Condition Exists |
| 8395 | 524286 | 11 | Amber | Warning | Reserved for temporary use - Condition Exists |
| 8396 | 524286 | 11 | Amber | Warning | Reserved for temporary use - Condition Exists |
| 8397 | 524286 | 11 | Amber | Warning | Reserved for temporary use - Condition Exists |
| 8398 | 524286 | 11 | Amber | Warning | Reserved for temporary use - Condition Exists |
| 8399 | 524286 | 11 | Amber | Warning | Reserved for temporary use - Condition Exists |
| 8411 | 524286 | 11 | Amber | Warning | Reserved for temporary use - Condition Exists |
| 8412 | 524286 | 11 | Amber | Warning | Reserved for temporary use - Condition Exists |
| 8413 | 524286 | 11 | Amber | Warning | Reserved for temporary use - Condition Exists |
| 8414 | 524286 | 11 | Amber | Warning | Reserved for temporary use - Condition Exists |
| 8415 | 524286 | 11 | Amber | Warning | Reserved for temporary use - Condition Exists |
| 8416 | 524286 | 11 | Amber | Warning | Reserved for temporary use - Condition Exists |
| 8417 | 524286 | 11 | Amber | Warning | Reserved for temporary use - Condition Exists |
| 8418 | 524286 | 11 | Amber | Warning | Reserved for temporary use - Condition Exists |
| 8419 | 524286 | 11 | Amber | Warning | Reserved for temporary use - Condition Exists |
| 8421 | 524286 | 11 | Amber | Warning | Reserved for temporary use - Condition Exists |

# F2500C / F2500CS / F2500W / MF2500C / MF2500CS / MF2500CL /SD2500C / SD2500CS / SD2550C / SD2550CS / SD2500W / SD2500WS
## - Diesel Engine Failure-Codes chart

| Fault Code | SPN | FMI | Lamp Color | SPN Description | Cumins Description |
|---|---|---|---|---|---|
| 8422 | 524286 | 11 | Amber | Warning | Reserved for temporary use - Condition Exists |
| 8423 | 524286 | 11 | Amber | Warning | Reserved for temporary use - Condition Exists |
| 8424 | 524286 | 11 | Amber | Warning | Reserved for temporary use - Condition Exists |
| 8425 | 524286 | 11 | Amber | Warning | Reserved for temporary use - Condition Exists |
| 8426 | 524286 | 11 | Amber | Warning | Reserved for temporary use - Condition Exists |
| 8427 | 524286 | 11 | Amber | Warning | Reserved for temporary use - Condition Exists |
| 8428 | 524286 | 11 | Amber | Warning | Reserved for temporary use - Condition Exists |
| 8429 | 524286 | 11 | Amber | Warning | Reserved for temporary use - Condition Exists |
| 8431 | 524286 | 11 | Amber | Warning | Reserved for temporary use - Condition Exists |
| 8432 | 524286 | 11 | Amber | Warning | Reserved for temporary use - Condition Exists |
| 8433 | 524286 | 11 | Amber | Warning | Reserved for temporary use - Condition Exists |
| 8434 | 524286 | 11 | Amber | Warning | Reserved for temporary use - Condition Exists |
| 8435 | 524286 | 11 | Amber | Warning | Reserved for temporary use - Condition Exists |
| 8436 | 524286 | 11 | Amber | Warning | Reserved for temporary use - Condition Exists |
| 8437 | 524286 | 11 | Amber | Warning | Reserved for temporary use - Condition Exists |
| 8438 | 524286 | 11 | Amber | Warning | Reserved for temporary use - Condition Exists |

# F2500C / F2500CS / F2500W / MF2500C / MF2500CS / MF2500CL /SD2500C / SD2500CS / SD2550C / SD2550CS / SD2500W / SD2500WS
## - Diesel Engine Failure-Codes chart

| Fault Code | SPN | FMI | Lamp Color | SPN Description | Cumins Description |
|---|---|---|---|---|---|
| 8439 | 524286 | 11 | Amber | Warning | Reserved for temporary use - Condition Exists |
| 8441 | 524286 | 11 | Amber | Warning | Reserved for temporary use - Condition Exists |
| 8442 | 524286 | 11 | Amber | Warning | Reserved for temporary use - Condition Exists |
| 8443 | 524286 | 11 | Amber | Warning | Reserved for temporary use - Condition Exists |
| 8444 | 524286 | 11 | Amber | Warning | Reserved for temporary use - Condition Exists |
| 8445 | 524286 | 11 | Amber | Warning | Reserved for temporary use - Condition Exists |
| 8446 | 524286 | 11 | Amber | Warning | Reserved for temporary use - Condition Exists |
| 8447 | 524286 | 11 | Amber | Warning | Reserved for temporary use - Condition Exists |
| 8448 | 524286 | 11 | Amber | Warning | Reserved for temporary use - Condition Exists |
| 8449 | 524286 | 11 | Amber | Warning | Reserved for temporary use - Condition Exists |
| 8451 | 524286 | 11 | Amber | Warning | Reserved for temporary use - Condition Exists |
| 8452 | 524286 | 11 | Amber | Warning | Reserved for temporary use - Condition Exists |
| 8453 | 524286 | 11 | Amber | Warning | Reserved for temporary use - Condition Exists |
| 8454 | 524286 | 11 | Amber | Warning | Reserved for temporary use - Condition Exists |
| 8455 | 524286 | 11 | Amber | Warning | Reserved for temporary use - Condition Exists |
| 8456 | 524286 | 11 | Amber | Warning | Reserved for temporary use - Condition Exists |

# F2500C / F2500CS / F2500W / MF2500C / MF2500CS / MF2500CL /SD2500C / SD2500CS / SD2550C / SD2550CS / SD2500W / SD2500WS
## - Diesel Engine Failure-Codes chart

| Fault Code | SPN | FMI | Lamp Color | SPN Description | Cumins Description |
|---|---|---|---|---|---|
| 8457 | 524286 | 11 | Amber | Warning | Reserved for temporary use - Condition Exists |
| 8458 | 524286 | 11 | Amber | Warning | Reserved for temporary use - Condition Exists |
| 8459 | 524286 | 11 | Amber | Warning | Reserved for temporary use - Condition Exists |
| 8461 | 524286 | 11 | Amber | Warning | Reserved for temporary use - Condition Exists |
| 8462 | 524286 | 11 | Amber | Warning | Reserved for temporary use - Condition Exists |
| 8463 | 524286 | 11 | Amber | Warning | Reserved for temporary use - Condition Exists |
| 8464 | 524286 | 11 | Amber | Warning | Reserved for temporary use - Condition Exists |
| 8465 | 524286 | 11 | Amber | Warning | Reserved for temporary use - Condition Exists |
| 8466 | 524286 | 11 | Amber | Warning | Reserved for temporary use - Condition Exists |
| 8467 | 524286 | 11 | Amber | Warning | Reserved for temporary use - Condition Exists |
| 8468 | 524286 | 11 | Amber | Warning | Reserved for temporary use - Condition Exists |
| 8469 | 524286 | 11 | Amber | Warning | Reserved for temporary use - Condition Exists |
| 8471 | 524286 | 11 | Amber | Warning | Reserved for temporary use - Condition Exists |
| 8472 | 524286 | 11 | Amber | Warning | Reserved for temporary use - Condition Exists |
| 8473 | 524286 | 11 | Amber | Warning | Reserved for temporary use - Condition Exists |
| 8474 | 524286 | 11 | Amber | Warning | Reserved for temporary use - Condition Exists |

# F2500C / F2500CS / F2500W / MF2500C / MF2500CS / MF2500CL /SD2500C / SD2500CS / SD2550C / SD2550CS / SD2500W / SD2500WS
## - Diesel Engine Failure-Codes chart

| Fault Code | SPN | FMI | Lamp Color | SPN Description | Cumins Description |
|---|---|---|---|---|---|
| 8475 | 524286 | 11 | Amber | Warning | Reserved for temporary use - Condition Exists |
| 8476 | 524286 | 11 | Amber | Warning | Reserved for temporary use - Condition Exists |
| 8477 | 524286 | 11 | Amber | Warning | Reserved for temporary use - Condition Exists |
| 8478 | 524286 | 11 | Amber | Warning | Reserved for temporary use - Condition Exists |
| 8479 | 524286 | 11 | Amber | Warning | Reserved for temporary use - Condition Exists |
| 8481 | 524286 | 11 | Amber | Warning | Reserved for temporary use - Condition Exists |
| 8482 | 524286 | 11 | Amber | Warning | Reserved for temporary use - Condition Exists |
| 8483 | 524286 | 11 | Amber | Warning | Reserved for temporary use - Condition Exists |
| 8484 | 524286 | 11 | Amber | Warning | Reserved for temporary use - Condition Exists |
| 8485 | 524286 | 11 | Amber | Warning | Reserved for temporary use - Condition Exists |
| 8486 | 524286 | 11 | Amber | Warning | Reserved for temporary use - Condition Exists |
| 8487 | 524286 | 11 | Amber | Warning | Reserved for temporary use - Condition Exists |
| 8488 | 524286 | 11 | Amber | Warning | Reserved for temporary use - Condition Exists |
| 8489 | 524286 | 11 | Amber | Warning | Reserved for temporary use - Condition Exists |
| 8491 | 524286 | 11 | Amber | Warning | Reserved for temporary use - Condition Exists |
| 8492 | 524286 | 11 | Amber | Warning | Reserved for temporary use - Condition Exists |

# F2500C / F2500CS / F2500W / MF2500C / MF2500CS / MF2500CL /SD2500C / SD2500CS / SD2550C / SD2550CS / SD2500W / SD2500WS
## - Diesel Engine Failure-Codes chart

| Fault Code | SPN | FMI | Lamp Color | SPN Description | Cumins Description |
|---|---|---|---|---|---|
| 8493 | 524286 | 11 | Amber | Warning | Reserved for temporary use - Condition Exists |
| 8494 | 524286 | 11 | Amber | Warning | Reserved for temporary use - Condition Exists |
| 8495 | 524286 | 11 | Amber | Warning | Reserved for temporary use - Condition Exists |
| 8496 | 524286 | 11 | Amber | Warning | Reserved for temporary use - Condition Exists |
| 8497 | 524286 | 11 | Amber | Warning | Reserved for temporary use - Condition Exists |
| 8498 | 524286 | 11 | Amber | Warning | Reserved for temporary use - Condition Exists |
| 8499 | 524286 | 11 | Amber | Warning | Reserved for temporary use - Condition Exists |
| 8511 | 524286 | 11 | Amber | Warning | Reserved for temporary use - Condition Exists |
| 8512 | 524286 | 11 | Amber | Warning | Reserved for temporary use - Condition Exists |
| 8513 | 524286 | 11 | Amber | Warning | Reserved for temporary use - Condition Exists |
| 8514 | 524286 | 11 | Amber | Warning | Reserved for temporary use - Condition Exists |
| 8515 | 524286 | 11 | Amber | Warning | Reserved for temporary use - Condition Exists |
| 8516 | 524286 | 11 | Amber | Warning | Reserved for temporary use - Condition Exists |
| 8517 | 524286 | 11 | Amber | Warning | Reserved for temporary use - Condition Exists |
| 8518 | 524286 | 11 | Amber | Warning | Reserved for temporary use - Condition Exists |
| 8519 | 524286 | 11 | Amber | Warning | Reserved for temporary use - Condition Exists |

# F2500C / F2500CS / F2500W / MF2500C / MF2500CS / MF2500CL /SD2500C / SD2500CS / SD2550C / SD2550CS / SD2500W / SD2500WS
## - Diesel Engine Failure-Codes chart

| Fault Code | SPN | FMI | Lamp Color | SPN Description | Cumins Description |
|---|---|---|---|---|---|
| 8521 | 524286 | 11 | Amber | Warning | Reserved for temporary use - Condition Exists |
| 8522 | 524286 | 11 | Amber | Warning | Reserved for temporary use - Condition Exists |
| 8523 | 524286 | 11 | Amber | Warning | Reserved for temporary use - Condition Exists |
| 8524 | 524286 | 11 | Amber | Warning | Reserved for temporary use - Condition Exists |
| 8525 | 524286 | 11 | Amber | Warning | Reserved for temporary use - Condition Exists |
| 8526 | 524286 | 11 | Amber | Warning | Reserved for temporary use - Condition Exists |
| 8527 | 524286 | 11 | Amber | Warning | Reserved for temporary use - Condition Exists |
| 8528 | 524286 | 11 | Amber | Warning | Reserved for temporary use - Condition Exists |
| 8529 | 524286 | 11 | Amber | Warning | Reserved for temporary use - Condition Exists |
| 8531 | 524286 | 11 | Amber | Warning | Reserved for temporary use - Condition Exists |
| 8532 | 524286 | 11 | Amber | Warning | Reserved for temporary use - Condition Exists |
| 8533 | 524286 | 11 | Amber | Warning | Reserved for temporary use - Condition Exists |
| 8534 | 524286 | 11 | Amber | Warning | Reserved for temporary use - Condition Exists |
| 8535 | 524286 | 11 | Amber | Warning | Reserved for temporary use - Condition Exists |
| 8536 | 524286 | 11 | Amber | Warning | Reserved for temporary use - Condition Exists |
| 8537 | 524286 | 11 | Amber | Warning | Reserved for temporary use - Condition Exists |

# F2500C / F2500CS / F2500W / MF2500C / MF2500CS / MF2500CL /SD2500C / SD2500CS / SD2550C / SD2550CS / SD2500W / SD2500WS
## - Diesel Engine Failure-Codes chart

| Fault Code | SPN | FMI | Lamp Color | SPN Description | Cumins Description |
|---|---|---|---|---|---|
| 8538 | 524286 | 11 | Amber | Warning | Reserved for temporary use - Condition Exists |
| 8539 | 524286 | 11 | Amber | Warning | Reserved for temporary use - Condition Exists |
| 8541 | 524286 | 11 | Amber | Warning | Reserved for temporary use - Condition Exists |
| 8542 | 524286 | 11 | Amber | Warning | Reserved for temporary use - Condition Exists |
| 8543 | 524286 | 11 | Amber | Warning | Reserved for temporary use - Condition Exists |
| 8544 | 524286 | 11 | Amber | Warning | Reserved for temporary use - Condition Exists |
| 8545 | 524286 | 11 | Amber | Warning | Reserved for temporary use - Condition Exists |
| 8546 | 524286 | 11 | Amber | Warning | Reserved for temporary use - Condition Exists |
| 8547 | 524286 | 11 | Amber | Warning | Reserved for temporary use - Condition Exists |
| 8548 | 524286 | 11 | Amber | Warning | Reserved for temporary use - Condition Exists |
| 8549 | 524286 | 11 | Amber | Warning | Reserved for temporary use - Condition Exists |
| 8551 | 524286 | 11 | Amber | Warning | Reserved for temporary use - Condition Exists |
| 8552 | 524286 | 11 | Amber | Warning | Reserved for temporary use - Condition Exists |
| 8553 | 524286 | 11 | Amber | Warning | Reserved for temporary use - Condition Exists |
| 8554 | 524286 | 11 | Amber | Warning | Reserved for temporary use - Condition Exists |
| 8555 | 524286 | 11 | Amber | Warning | Reserved for temporary use - Condition Exists |

# F2500C / F2500CS / F2500W / MF2500C / MF2500CS / MF2500CL /SD2500C / SD2500CS / SD2550C / SD2550CS / SD2500W / SD2500WS
## - Diesel Engine Failure-Codes chart

| Fault Code | SPN | FMI | Lamp Color | SPN Description | Cumins Description |
|---|---|---|---|---|---|
| 8556 | 524286 | 11 | Amber | Warning | Reserved for temporary use - Condition Exists |
| 8557 | 524286 | 11 | Amber | Warning | Reserved for temporary use - Condition Exists |
| 8558 | 524286 | 11 | Amber | Warning | Reserved for temporary use - Condition Exists |
| 8559 | 524286 | 11 | Amber | Warning | Reserved for temporary use - Condition Exists |
| 8561 | 524286 | 11 | Amber | Warning | Reserved for temporary use - Condition Exists |
| 8562 | 524286 | 11 | Amber | Warning | Reserved for temporary use - Condition Exists |
| 8563 | 524286 | 11 | Amber | Warning | Reserved for temporary use - Condition Exists |
| 8564 | 524286 | 11 | Amber | Warning | Reserved for temporary use - Condition Exists |
| 8565 | 524286 | 11 | Amber | Warning | Reserved for temporary use - Condition Exists |
| 8566 | 524286 | 11 | Amber | Warning | Reserved for temporary use - Condition Exists |
| 8567 | 524286 | 11 | Amber | Warning | Reserved for temporary use - Condition Exists |
| 8568 | 524286 | 11 | Amber | Warning | Reserved for temporary use - Condition Exists |
| 8569 | 524286 | 11 | Amber | Warning | Reserved for temporary use - Condition Exists |
| 8571 | 524286 | 11 | Amber | Warning | Reserved for temporary use - Condition Exists |
| 8572 | 524286 | 11 | Amber | Warning | Reserved for temporary use - Condition Exists |
| 8573 | 524286 | 11 | Amber | Warning | Reserved for temporary use - Condition Exists |

# F2500C / F2500CS / F2500W / MF2500C / MF2500CS / MF2500CL /SD2500C / SD2500CS / SD2550C / SD2550CS / SD2500W / SD2500WS
## - Diesel Engine Failure-Codes chart

| Fault Code | SPN | FMI | Lamp Color | SPN Description | Cumins Description |
|---|---|---|---|---|---|
| 8574 | 524286 | 11 | Amber | Warning | Reserved for temporary use - Condition Exists |
| 8575 | 524286 | 11 | Amber | Warning | Reserved for temporary use - Condition Exists |
| 8576 | 524286 | 11 | Amber | Warning | Reserved for temporary use - Condition Exists |
| 8577 | 524286 | 11 | Amber | Warning | Reserved for temporary use - Condition Exists |
| 8578 | 524286 | 11 | Amber | Warning | Reserved for temporary use - Condition Exists |
| 8579 | 524286 | 11 | Amber | Warning | Reserved for temporary use - Condition Exists |
| 8581 | 524286 | 11 | Amber | Warning | Reserved for temporary use - Condition Exists |
| 8582 | 524286 | 11 | Amber | Warning | Reserved for temporary use - Condition Exists |
| 8583 | 524286 | 11 | Amber | Warning | Reserved for temporary use - Condition Exists |
| 8584 | 524286 | 11 | Amber | Warning | Reserved for temporary use - Condition Exists |
| 8585 | 524286 | 11 | Amber | Warning | Reserved for temporary use - Condition Exists |
| 8586 | 524286 | 11 | Amber | Warning | Reserved for temporary use - Condition Exists |
| 8587 | 524286 | 11 | Amber | Warning | Reserved for temporary use - Condition Exists |
| 8588 | 524286 | 11 | Amber | Warning | Reserved for temporary use - Condition Exists |
| 8589 | 524286 | 11 | Amber | Warning | Reserved for temporary use - Condition Exists |
| 8591 | 524286 | 11 | Amber | Warning | Reserved for temporary use - Condition Exists |

# F2500C / F2500CS / F2500W / MF2500C / MF2500CS / MF2500CL /SD2500C / SD2500CS / SD2550C / SD2550CS / SD2500W / SD2500WS
## - Diesel Engine Failure-Codes chart

| Fault Code | SPN | FMI | Lamp Color | SPN Description | Cumins Description |
|---|---|---|---|---|---|
| 8592 | 524286 | 11 | Amber | Warning | Reserved for temporary use - Condition Exists |
| 8593 | 524286 | 11 | Amber | Warning | Reserved for temporary use - Condition Exists |
| 8594 | 524286 | 11 | Amber | Warning | Reserved for temporary use - Condition Exists |
| 8595 | 524286 | 11 | Amber | Warning | Reserved for temporary use - Condition Exists |
| 8596 | 524286 | 11 | Amber | Warning | Reserved for temporary use - Condition Exists |
| 8597 | 524286 | 11 | Amber | Warning | Reserved for temporary use - Condition Exists |
| 8598 | 524286 | 11 | Amber | Warning | Reserved for temporary use - Condition Exists |
| 8599 | 524286 | 11 | Amber | Warning | Reserved for temporary use - Condition Exists |
| 8611 | 524286 | 11 | Amber | Warning | Reserved for temporary use - Condition Exists |
| 8612 | 524286 | 11 | Amber | Warning | Reserved for temporary use - Condition Exists |
| 8613 | 524286 | 11 | Amber | Warning | Reserved for temporary use - Condition Exists |
| 8614 | 524286 | 11 | Amber | Warning | Reserved for temporary use - Condition Exists |
| 8615 | 524286 | 11 | Amber | Warning | Reserved for temporary use - Condition Exists |
| 8616 | 524286 | 11 | Amber | Warning | Reserved for temporary use - Condition Exists |
| 8617 | 524286 | 11 | Amber | Warning | Reserved for temporary use - Condition Exists |
| 8618 | 524286 | 11 | Amber | Warning | Reserved for temporary use - Condition Exists |

# F2500C / F2500CS / F2500W / MF2500C / MF2500CS / MF2500CL /SD2500C / SD2500CS / SD2550C / SD2550CS / SD2500W / SD2500WS
## - Diesel Engine Failure-Codes chart

| Fault Code | SPN | FMI | Lamp Color | SPN Description | Cumins Description |
|---|---|---|---|---|---|
| 8619 | 524286 | 11 | Amber | Warning | Reserved for temporary use - Condition Exists |
| 8621 | 524286 | 11 | Amber | Warning | Reserved for temporary use - Condition Exists |
| 8622 | 524286 | 11 | Amber | Warning | Reserved for temporary use - Condition Exists |
| 8623 | 524286 | 11 | Amber | Warning | Reserved for temporary use - Condition Exists |
| 8624 | 524286 | 11 | Amber | Warning | Reserved for temporary use - Condition Exists |
| 8625 | 524286 | 11 | Amber | Warning | Reserved for temporary use - Condition Exists |
| 8626 | 524286 | 11 | Amber | Warning | Reserved for temporary use - Condition Exists |
| 8627 | 524286 | 11 | Amber | Warning | Reserved for temporary use - Condition Exists |
| 8628 | 524286 | 11 | Amber | Warning | Reserved for temporary use - Condition Exists |
| 8629 | 524286 | 11 | Amber | Warning | Reserved for temporary use - Condition Exists |
| 8631 | 524286 | 11 | Amber | Warning | Reserved for temporary use - Condition Exists |
| 8632 | 524286 | 11 | Amber | Warning | Reserved for temporary use - Condition Exists |
| 8633 | 524286 | 11 | Amber | Warning | Reserved for temporary use - Condition Exists |
| 8634 | 524286 | 11 | Amber | Warning | Reserved for temporary use - Condition Exists |
| 8635 | 524286 | 11 | Amber | Warning | Reserved for temporary use - Condition Exists |
| 8636 | 524286 | 11 | Amber | Warning | Reserved for temporary use - Condition Exists |

# F2500C / F2500CS / F2500W / MF2500C / MF2500CS / MF2500CL /SD2500C / SD2500CS / SD2550C / SD2550CS / SD2500W / SD2500WS
## - Diesel Engine Failure-Codes chart

| Fault Code | SPN | FMI | Lamp Color | SPN Description | Cumins Description |
|---|---|---|---|---|---|
| 8637 | 524286 | 11 | Amber | Warning | Reserved for temporary use - Condition Exists |
| 8638 | 524286 | 11 | Amber | Warning | Reserved for temporary use - Condition Exists |
| 8639 | 524286 | 11 | Amber | Warning | Reserved for temporary use - Condition Exists |
| 8641 | 524286 | 11 | Amber | Warning | Reserved for temporary use - Condition Exists |
| 8642 | 524286 | 11 | Amber | Warning | Reserved for temporary use - Condition Exists |
| 8643 | 524286 | 11 | Amber | Warning | Reserved for temporary use - Condition Exists |
| 8644 | 524286 | 11 | Amber | Warning | Reserved for temporary use - Condition Exists |
| 8645 | 524286 | 11 | Amber | Warning | Reserved for temporary use - Condition Exists |
| 8646 | 524286 | 11 | Amber | Warning | Reserved for temporary use - Condition Exists |
| 8647 | 524286 | 11 | Amber | Warning | Reserved for temporary use - Condition Exists |
| 8648 | 524286 | 11 | Amber | Warning | Reserved for temporary use - Condition Exists |
| 8649 | 524286 | 11 | Amber | Warning | Reserved for temporary use - Condition Exists |
| 8651 | 524286 | 11 | Amber | Warning | Reserved for temporary use - Condition Exists |
| 8652 | 524286 | 11 | Amber | Warning | Reserved for temporary use - Condition Exists |
| 8653 | 524286 | 11 | Amber | Warning | Reserved for temporary use - Condition Exists |
| 8654 | 524286 | 11 | Amber | Warning | Reserved for temporary use - Condition Exists |

# F2500C / F2500CS / F2500W / MF2500C / MF2500CS / MF2500CL /SD2500C / SD2500CS / SD2550C / SD2550CS / SD2500W / SD2500WS
## - Diesel Engine Failure-Codes chart

| Fault Code | SPN | FMI | Lamp Color | SPN Description | Cumins Description |
|---|---|---|---|---|---|
| 8655 | 524286 | 11 | Amber | Warning | Reserved for temporary use - Condition Exists |
| 8656 | 524286 | 11 | Amber | Warning | Reserved for temporary use - Condition Exists |
| 8657 | 524286 | 11 | Amber | Warning | Reserved for temporary use - Condition Exists |
| 8658 | 524286 | 11 | Amber | Warning | Reserved for temporary use - Condition Exists |
| 8659 | 524286 | 11 | Amber | Warning | Reserved for temporary use - Condition Exists |
| 8661 | 524286 | 11 | Amber | Warning | Reserved for temporary use - Condition Exists |
| 8662 | 524286 | 11 | Amber | Warning | Reserved for temporary use - Condition Exists |
| 8663 | 524286 | 11 | Amber | Warning | Reserved for temporary use - Condition Exists |
| 8664 | 524286 | 11 | Amber | Warning | Reserved for temporary use - Condition Exists |
| 8665 | 524286 | 11 | Amber | Warning | Reserved for temporary use - Condition Exists |
| 8666 | 524286 | 11 | Amber | Warning | Reserved for temporary use - Condition Exists |
| 8667 | 524286 | 11 | Amber | Warning | Reserved for temporary use - Condition Exists |
| 8668 | 524286 | 11 | Amber | Warning | Reserved for temporary use - Condition Exists |
| 8669 | 524286 | 11 | Amber | Warning | Reserved for temporary use - Condition Exists |
| 8671 | 524286 | 11 | Amber | Warning | Reserved for temporary use - Condition Exists |
| 8672 | 524286 | 11 | Amber | Warning | Reserved for temporary use - Condition Exists |

# F2500C / F2500CS / F2500W / MF2500C / MF2500CS / MF2500CL /SD2500C / SD2500CS / SD2550C / SD2550CS / SD2500W / SD2500WS
## - Diesel Engine Failure-Codes chart

| Fault Code | SPN | FMI | Lamp Color | SPN Description | Cumins Description |
|---|---|---|---|---|---|
| 8673 | 524286 | 11 | Amber | Warning | Reserved for temporary use - Condition Exists |
| 8674 | 524286 | 11 | Amber | Warning | Reserved for temporary use - Condition Exists |
| 8675 | 524286 | 11 | Amber | Warning | Reserved for temporary use - Condition Exists |
| 8676 | 524286 | 11 | Amber | Warning | Reserved for temporary use - Condition Exists |
| 8677 | 524286 | 11 | Amber | Warning | Reserved for temporary use - Condition Exists |
| 8678 | 524286 | 11 | Amber | Warning | Reserved for temporary use - Condition Exists |
| 8679 | 524286 | 11 | Amber | Warning | Reserved for temporary use - Condition Exists |
| 8681 | 524286 | 11 | Amber | Warning | Reserved for temporary use - Condition Exists |
| 8682 | 524286 | 11 | Amber | Warning | Reserved for temporary use - Condition Exists |
| 8683 | 524286 | 11 | Amber | Warning | Reserved for temporary use - Condition Exists |
| 8684 | 524286 | 11 | Amber | Warning | Reserved for temporary use - Condition Exists |
| 8685 | 524286 | 11 | Amber | Warning | Reserved for temporary use - Condition Exists |
| 8686 | 524286 | 11 | Amber | Warning | Reserved for temporary use - Condition Exists |
| 8687 | 524286 | 11 | Amber | Warning | Reserved for temporary use - Condition Exists |
| 8688 | 524286 | 11 | Amber | Warning | Reserved for temporary use - Condition Exists |
| 8689 | 524286 | 11 | Amber | Warning | Reserved for temporary use - Condition Exists |

# F2500C / F2500CS / F2500W / MF2500C / MF2500CS / MF2500CL /SD2500C / SD2500CS / SD2550C / SD2550CS / SD2500W / SD2500WS
## - Diesel Engine Failure-Codes chart

| Fault Code | SPN | FMI | Lamp Color | SPN Description | Cumins Description |
|---|---|---|---|---|---|
| 8691 | 524286 | 11 | Amber | Warning | Reserved for temporary use - Condition Exists |
| 8692 | 524286 | 11 | Amber | Warning | Reserved for temporary use - Condition Exists |
| 8693 | 524286 | 11 | Amber | Warning | Reserved for temporary use - Condition Exists |
| 8694 | 524286 | 11 | Amber | Warning | Reserved for temporary use - Condition Exists |
| 8695 | 524286 | 11 | Amber | Warning | Reserved for temporary use - Condition Exists |
| 8696 | 524286 | 11 | Amber | Warning | Reserved for temporary use - Condition Exists |
| 8697 | 524286 | 11 | Amber | Warning | Reserved for temporary use - Condition Exists |
| 8698 | 524286 | 11 | Amber | Warning | Reserved for temporary use - Condition Exists |
| 8699 | 524286 | 11 | Amber | Warning | Reserved for temporary use - Condition Exists |
| 8711 | 524286 | 11 | Amber | Warning | Reserved for temporary use - Condition Exists |
| 8712 | 524286 | 11 | Amber | Warning | Reserved for temporary use - Condition Exists |
| 8713 | 524286 | 11 | Amber | Warning | Reserved for temporary use - Condition Exists |
| 8714 | 524286 | 11 | Amber | Warning | Reserved for temporary use - Condition Exists |
| 8715 | 524286 | 11 | Amber | Warning | Reserved for temporary use - Condition Exists |
| 8716 | 524286 | 11 | Amber | Warning | Reserved for temporary use - Condition Exists |
| 8717 | 524286 | 11 | Amber | Warning | Reserved for temporary use - Condition Exists |

# F2500C / F2500CS / F2500W / MF2500C / MF2500CS / MF2500CL /SD2500C / SD2500CS / SD2550C / SD2550CS / SD2500W / SD2500WS
## - Diesel Engine Failure-Codes chart

| Fault Code | SPN | FMI | Lamp Color | SPN Description | Cumins Description |
|---|---|---|---|---|---|
| 8718 | 524286 | 11 | Amber | Warning | Reserved for temporary use - Condition Exists |
| 8719 | 524286 | 11 | Amber | Warning | Reserved for temporary use - Condition Exists |
| 8721 | 524286 | 11 | Amber | Warning | Reserved for temporary use - Condition Exists |
| 8722 | 524286 | 11 | Amber | Warning | Reserved for temporary use - Condition Exists |
| 8723 | 524286 | 11 | Amber | Warning | Reserved for temporary use - Condition Exists |
| 8724 | 524286 | 11 | Amber | Warning | Reserved for temporary use - Condition Exists |
| 8725 | 524286 | 11 | Amber | Warning | Reserved for temporary use - Condition Exists |
| 8726 | 524286 | 11 | Amber | Warning | Reserved for temporary use - Condition Exists |
| 8727 | 524286 | 11 | Amber | Warning | Reserved for temporary use - Condition Exists |
| 8728 | 524286 | 11 | Amber | Warning | Reserved for temporary use - Condition Exists |
| 8729 | 524286 | 11 | Amber | Warning | Reserved for temporary use - Condition Exists |
| 8731 | 524286 | 11 | Amber | Warning | Reserved for temporary use - Condition Exists |
| 8732 | 524286 | 11 | Amber | Warning | Reserved for temporary use - Condition Exists |
| 8733 | 524286 | 11 | Amber | Warning | Reserved for temporary use - Condition Exists |
| 8734 | 524286 | 11 | Amber | Warning | Reserved for temporary use - Condition Exists |
| 8735 | 524286 | 11 | Amber | Warning | Reserved for temporary use - Condition Exists |

# F2500C / F2500CS / F2500W / MF2500C / MF2500CS / MF2500CL /SD2500C / SD2500CS / SD2550C / SD2550CS / SD2500W / SD2500WS
## - Diesel Engine Failure-Codes chart

| Fault Code | SPN | FMI | Lamp Color | SPN Description | Cumins Description |
|---|---|---|---|---|---|
| 8736 | 524286 | 11 | Amber | Warning | Reserved for temporary use - Condition Exists |
| 8737 | 524286 | 11 | Amber | Warning | Reserved for temporary use - Condition Exists |
| 8738 | 524286 | 11 | Amber | Warning | Reserved for temporary use - Condition Exists |
| 8739 | 524286 | 11 | Amber | Warning | Reserved for temporary use - Condition Exists |
| 8741 | 524286 | 11 | Amber | Warning | Reserved for temporary use - Condition Exists |
| 8742 | 524286 | 11 | Amber | Warning | Reserved for temporary use - Condition Exists |
| 8743 | 524286 | 11 | Amber | Warning | Reserved for temporary use - Condition Exists |
| 8744 | 524286 | 11 | Amber | Warning | Reserved for temporary use - Condition Exists |
| 8745 | 524286 | 11 | Amber | Warning | Reserved for temporary use - Condition Exists |
| 8746 | 524286 | 11 | Amber | Warning | Reserved for temporary use - Condition Exists |
| 8747 | 524286 | 11 | Amber | Warning | Reserved for temporary use - Condition Exists |
| 8748 | 524286 | 11 | Amber | Warning | Reserved for temporary use - Condition Exists |
| 8749 | 524286 | 11 | Amber | Warning | Reserved for temporary use - Condition Exists |
| 8751 | 524286 | 11 | Amber | Warning | Reserved for temporary use - Condition Exists |
| 8752 | 524286 | 11 | Amber | Warning | Reserved for temporary use - Condition Exists |
| 8753 | 524286 | 11 | Amber | Warning | Reserved for temporary use - Condition Exists |

# F2500C / F2500CS / F2500W / MF2500C / MF2500CS / MF2500CL /SD2500C / SD2500CS / SD2550C / SD2550CS / SD2500W / SD2500WS
## - Diesel Engine Failure-Codes chart

| Fault Code | SPN | FMI | Lamp Color | SPN Description | Cumins Description |
|---|---|---|---|---|---|
| 8754 | 524286 | 11 | Amber | Warning | Reserved for temporary use - Condition Exists |
| 8755 | 524286 | 11 | Amber | Warning | Reserved for temporary use - Condition Exists |
| 8756 | 524286 | 11 | Amber | Warning | Reserved for temporary use - Condition Exists |
| 8757 | 524286 | 11 | Amber | Warning | Reserved for temporary use - Condition Exists |
| 8758 | 524286 | 11 | Amber | Warning | Reserved for temporary use - Condition Exists |
| 8759 | 524286 | 11 | Amber | Warning | Reserved for temporary use - Condition Exists |
| 8761 | 524286 | 11 | Amber | Warning | Reserved for temporary use - Condition Exists |
| 8762 | 524286 | 11 | Amber | Warning | Reserved for temporary use - Condition Exists |
| 8763 | 524286 | 11 | Amber | Warning | Reserved for temporary use - Condition Exists |
| 8764 | 524286 | 11 | Amber | Warning | Reserved for temporary use - Condition Exists |
| 8765 | 524286 | 11 | Amber | Warning | Reserved for temporary use - Condition Exists |
| 8766 | 524286 | 11 | Amber | Warning | Reserved for temporary use - Condition Exists |
| 8767 | 524286 | 11 | Amber | Warning | Reserved for temporary use - Condition Exists |
| 8768 | 524286 | 11 | Amber | Warning | Reserved for temporary use - Condition Exists |
| 8769 | 524286 | 11 | Amber | Warning | Reserved for temporary use - Condition Exists |
| 8771 | 524286 | 11 | Amber | Warning | Reserved for temporary use - Condition Exists |

# F2500C / F2500CS / F2500W / MF2500C / MF2500CS / MF2500CL /SD2500C / SD2500CS / SD2550C / SD2550CS / SD2500W / SD2500WS
## - Diesel Engine Failure-Codes chart

| Fault Code | SPN | FMI | Lamp Color | SPN Description | Cumins Description |
|---|---|---|---|---|---|
| 8772 | 524286 | 11 | Amber | Warning | Reserved for temporary use - Condition Exists |
| 8773 | 524286 | 11 | Amber | Warning | Reserved for temporary use - Condition Exists |
| 8774 | 524286 | 11 | Amber | Warning | Reserved for temporary use - Condition Exists |
| 8775 | 524286 | 11 | Amber | Warning | Reserved for temporary use - Condition Exists |
| 8776 | 524286 | 11 | Amber | Warning | Reserved for temporary use - Condition Exists |
| 8777 | 524286 | 11 | Amber | Warning | Reserved for temporary use - Condition Exists |
| 8778 | 524286 | 11 | Amber | Warning | Reserved for temporary use - Condition Exists |
| 8779 | 524286 | 11 | Amber | Warning | Reserved for temporary use - Condition Exists |
| 8781 | 524286 | 11 | Amber | Warning | Reserved for temporary use - Condition Exists |
| 8782 | 524286 | 11 | Amber | Warning | Reserved for temporary use - Condition Exists |
| 8783 | 524286 | 11 | Amber | Warning | Reserved for temporary use - Condition Exists |
| 8784 | 524286 | 11 | Amber | Warning | Reserved for temporary use - Condition Exists |
| 8785 | 524286 | 11 | Amber | Warning | Reserved for temporary use - Condition Exists |
| 8786 | 524286 | 11 | Amber | Warning | Reserved for temporary use - Condition Exists |
| 8787 | 524286 | 11 | Amber | Warning | Reserved for temporary use - Condition Exists |
| 8788 | 524286 | 11 | Amber | Warning | Reserved for temporary use - Condition Exists |

# F2500C / F2500CS / F2500W / MF2500C / MF2500CS / MF2500CL /SD2500C / SD2500CS / SD2550C / SD2550CS / SD2500W / SD2500WS
## - Diesel Engine Failure-Codes chart

| Fault Code | SPN | FMI | Lamp Color | SPN Description | Cumins Description |
|---|---|---|---|---|---|
| 8789 | 524286 | 11 | Amber | Warning | Reserved for temporary use - Condition Exists |
| 8791 | 524286 | 11 | Amber | Warning | Reserved for temporary use - Condition Exists |
| 8792 | 524286 | 11 | Amber | Warning | Reserved for temporary use - Condition Exists |
| 8793 | 524286 | 11 | Amber | Warning | Reserved for temporary use - Condition Exists |
| 8794 | 524286 | 11 | Amber | Warning | Reserved for temporary use - Condition Exists |
| 8795 | 524286 | 11 | Amber | Warning | Reserved for temporary use - Condition Exists |
| 8796 | 524286 | 11 | Amber | Warning | Reserved for temporary use - Condition Exists |
| 8797 | 524286 | 11 | Amber | Warning | Reserved for temporary use - Condition Exists |
| 8798 | 524286 | 11 | Amber | Warning | Reserved for temporary use - Condition Exists |
| 8799 | 524286 | 11 | Amber | Warning | Reserved for temporary use - Condition Exists |
| 8811 | 524286 | 11 | Amber | Warning | Reserved for temporary use - Condition Exists |
| 8812 | 524286 | 11 | Amber | Warning | Reserved for temporary use - Condition Exists |
| 8813 | 524286 | 11 | Amber | Warning | Reserved for temporary use - Condition Exists |
| 8814 | 524286 | 11 | Amber | Warning | Reserved for temporary use - Condition Exists |
| 8815 | 524286 | 11 | Amber | Warning | Reserved for temporary use - Condition Exists |
| 8816 | 524286 | 11 | Amber | Warning | Reserved for temporary use - Condition Exists |

# F2500C / F2500CS / F2500W / MF2500C / MF2500CS / MF2500CL /SD2500C / SD2500CS / SD2550C / SD2550CS / SD2500W / SD2500WS
## - Diesel Engine Failure-Codes chart

| Fault Code | SPN | FMI | Lamp Color | SPN Description | Cumins Description |
|---|---|---|---|---|---|
| 8817 | 524286 | 11 | Amber | Warning | Reserved for temporary use - Condition Exists |
| 8818 | 524286 | 11 | Amber | Warning | Reserved for temporary use - Condition Exists |
| 8819 | 524286 | 11 | Amber | Warning | Reserved for temporary use - Condition Exists |
| 8821 | 524286 | 11 | Amber | Warning | Reserved for temporary use - Condition Exists |
| 8822 | 524286 | 11 | Amber | Warning | Reserved for temporary use - Condition Exists |
| 8823 | 524286 | 11 | Amber | Warning | Reserved for temporary use - Condition Exists |
| 8824 | 524286 | 11 | Amber | Warning | Reserved for temporary use - Condition Exists |
| 8825 | 524286 | 11 | Amber | Warning | Reserved for temporary use - Condition Exists |
| 8826 | 524286 | 11 | Amber | Warning | Reserved for temporary use - Condition Exists |
| 8827 | 524286 | 11 | Amber | Warning | Reserved for temporary use - Condition Exists |
| 8828 | 524286 | 11 | Amber | Warning | Reserved for temporary use - Condition Exists |
| 8829 | 524286 | 11 | Amber | Warning | Reserved for temporary use - Condition Exists |
| 8831 | 524286 | 11 | Amber | Warning | Reserved for temporary use - Condition Exists |
| 8832 | 524286 | 11 | Amber | Warning | Reserved for temporary use - Condition Exists |
| 8833 | 524286 | 11 | Amber | Warning | Reserved for temporary use - Condition Exists |
| 8834 | 524286 | 11 | Amber | Warning | Reserved for temporary use - Condition Exists |

# F2500C / F2500CS / F2500W / MF2500C / MF2500CS / MF2500CL /SD2500C / SD2500CS / SD2550C / SD2550CS / SD2500W / SD2500WS
## - Diesel Engine Failure-Codes chart

| Fault Code | SPN | FMI | Lamp Color | SPN Description | Cumins Description |
|---|---|---|---|---|---|
| 8835 | 524286 | 11 | Amber | Warning | Reserved for temporary use - Condition Exists |
| 8836 | 524286 | 11 | Amber | Warning | Reserved for temporary use - Condition Exists |
| 8837 | 524286 | 11 | Amber | Warning | Reserved for temporary use - Condition Exists |
| 8838 | 524286 | 11 | Amber | Warning | Reserved for temporary use - Condition Exists |
| 8839 | 524286 | 11 | Amber | Warning | Reserved for temporary use - Condition Exists |
| 8841 | 524286 | 11 | Amber | Warning | Reserved for temporary use - Condition Exists |
| 8842 | 524286 | 11 | Amber | Warning | Reserved for temporary use - Condition Exists |
| 8843 | 524286 | 11 | Amber | Warning | Reserved for temporary use - Condition Exists |
| 8844 | 524286 | 11 | Amber | Warning | Reserved for temporary use - Condition Exists |
| 8845 | 524286 | 11 | Amber | Warning | Reserved for temporary use - Condition Exists |
| 8846 | 524286 | 11 | Amber | Warning | Reserved for temporary use - Condition Exists |
| 8847 | 524286 | 11 | Amber | Warning | Reserved for temporary use - Condition Exists |
| 8848 | 524286 | 11 | Amber | Warning | Reserved for temporary use - Condition Exists |
| 8849 | 524286 | 11 | Amber | Warning | Reserved for temporary use - Condition Exists |
| 8851 | 524286 | 11 | Amber | Warning | Reserved for temporary use - Condition Exists |
| 8852 | 524286 | 11 | Amber | Warning | Reserved for temporary use - Condition Exists |

# F2500C / F2500CS / F2500W / MF2500C / MF2500CS / MF2500CL /SD2500C / SD2500CS / SD2550C / SD2550CS / SD2500W / SD2500WS
## - Diesel Engine Failure-Codes chart

| Fault Code | SPN | FMI | Lamp Color | SPN Description | Cumins Description |
|---|---|---|---|---|---|
| 8853 | 524286 | 11 | Amber | Warning | Reserved for temporary use - Condition Exists |
| 8854 | 524286 | 11 | Amber | Warning | Reserved for temporary use - Condition Exists |
| 8855 | 524286 | 11 | Amber | Warning | Reserved for temporary use - Condition Exists |
| 8856 | 524286 | 11 | Amber | Warning | Reserved for temporary use - Condition Exists |
| 8857 | 524286 | 11 | Amber | Warning | Reserved for temporary use - Condition Exists |
| 8858 | 524286 | 11 | Amber | Warning | Reserved for temporary use - Condition Exists |
| 8859 | 524286 | 11 | Amber | Warning | Reserved for temporary use - Condition Exists |
| 8861 | 524286 | 11 | Amber | Warning | Reserved for temporary use - Condition Exists |
| 8862 | 524286 | 11 | Amber | Warning | Reserved for temporary use - Condition Exists |
| 8863 | 524286 | 11 | Amber | Warning | Reserved for temporary use - Condition Exists |
| 8864 | 524286 | 11 | Amber | Warning | Reserved for temporary use - Condition Exists |
| 8865 | 524286 | 11 | Amber | Warning | Reserved for temporary use - Condition Exists |
| 8866 | 524286 | 11 | Amber | Warning | Reserved for temporary use - Condition Exists |
| 8867 | 524286 | 11 | Amber | Warning | Reserved for temporary use - Condition Exists |
| 8868 | 524286 | 11 | Amber | Warning | Reserved for temporary use - Condition Exists |
| 8869 | 524286 | 11 | Amber | Warning | Reserved for temporary use - Condition Exists |

# F2500C / F2500CS / F2500W / MF2500C / MF2500CS / MF2500CL /SD2500C / SD2500CS / SD2550C / SD2550CS / SD2500W / SD2500WS
## - Diesel Engine Failure-Codes chart

| Fault Code | SPN | FMI | Lamp Color | SPN Description | Cumins Description |
|---|---|---|---|---|---|
| 8871 | 524286 | 11 | Amber | Warning | Reserved for temporary use - Condition Exists |
| 8872 | 524286 | 11 | Amber | Warning | Reserved for temporary use - Condition Exists |
| 8873 | 524286 | 11 | Amber | Warning | Reserved for temporary use - Condition Exists |
| 8874 | 524286 | 11 | Amber | Warning | Reserved for temporary use - Condition Exists |
| 8875 | 524286 | 11 | Amber | Warning | Reserved for temporary use - Condition Exists |
| 8876 | 524286 | 11 | Amber | Warning | Reserved for temporary use - Condition Exists |
| 8877 | 524286 | 11 | Amber | Warning | Reserved for temporary use - Condition Exists |
| 8878 | 524286 | 11 | Amber | Warning | Reserved for temporary use - Condition Exists |
| 8879 | 524286 | 11 | Amber | Warning | Reserved for temporary use - Condition Exists |
| 8881 | 524286 | 11 | Amber | Warning | Reserved for temporary use - Condition Exists |
| 8882 | 524286 | 11 | Amber | Warning | Reserved for temporary use - Condition Exists |
| 8883 | 524286 | 11 | Amber | Warning | Reserved for temporary use - Condition Exists |
| 8884 | 524286 | 11 | Amber | Warning | Reserved for temporary use - Condition Exists |
| 8885 | 524286 | 11 | Amber | Warning | Reserved for temporary use - Condition Exists |
| 8886 | 524286 | 11 | Amber | Warning | Reserved for temporary use - Condition Exists |
| 8887 | 524286 | 11 | Amber | Warning | Reserved for temporary use - Condition Exists |

# F2500C / F2500CS / F2500W / MF2500C / MF2500CS / MF2500CL /SD2500C / SD2500CS / SD2550C / SD2550CS / SD2500W / SD2500WS
## - Diesel Engine Failure-Codes chart

| Fault Code | SPN | FMI | Lamp Color | SPN Description | Cumins Description |
|---|---|---|---|---|---|
| 8888 | 524286 | 11 | Amber | Warning | Reserved for temporary use - Condition Exists |
| 8889 | 524286 | 11 | Amber | Warning | Reserved for temporary use - Condition Exists |
| 8891 | 524286 | 11 | Amber | Warning | Reserved for temporary use - Condition Exists |
| 8892 | 524286 | 11 | Amber | Warning | Reserved for temporary use - Condition Exists |
| 8893 | 524286 | 11 | Amber | Warning | Reserved for temporary use - Condition Exists |
| 8894 | 524286 | 11 | Amber | Warning | Reserved for temporary use - Condition Exists |
| 8895 | 524286 | 11 | Amber | Warning | Reserved for temporary use - Condition Exists |
| 8896 | 524286 | 11 | Amber | Warning | Reserved for temporary use - Condition Exists |
| 8897 | 524286 | 11 | Amber | Warning | Reserved for temporary use - Condition Exists |
| 8898 | 524286 | 11 | Amber | Warning | Reserved for temporary use - Condition Exists |
| 8899 | 524286 | 11 | Amber | Warning | Reserved for temporary use - Condition Exists |
| 8911 | 524286 | 11 | Amber | Warning | Reserved for temporary use - Condition Exists |
| 8912 | 524286 | 11 | Amber | Warning | Reserved for temporary use - Condition Exists |
| 8913 | 524286 | 11 | Amber | Warning | Reserved for temporary use - Condition Exists |
| 8914 | 524286 | 11 | Amber | Warning | Reserved for temporary use - Condition Exists |
| 8915 | 524286 | 11 | Amber | Warning | Reserved for temporary use - Condition Exists |

# F2500C / F2500CS / F2500W / MF2500C / MF2500CS / MF2500CL /SD2500C / SD2500CS / SD2550C / SD2550CS / SD2500W / SD2500WS
## - Diesel Engine Failure-Codes chart

| Fault Code | SPN | FMI | Lamp Color | SPN Description | Cumins Description |
|---|---|---|---|---|---|
| 8916 | 524286 | 11 | Amber | Warning | Reserved for temporary use - Condition Exists |
| 8917 | 524286 | 11 | Amber | Warning | Reserved for temporary use - Condition Exists |
| 8918 | 524286 | 11 | Amber | Warning | Reserved for temporary use - Condition Exists |
| 8919 | 524286 | 11 | Amber | Warning | Reserved for temporary use - Condition Exists |
| 8921 | 524286 | 11 | Amber | Warning | Reserved for temporary use - Condition Exists |
| 8922 | 524286 | 11 | Amber | Warning | Reserved for temporary use - Condition Exists |
| 8923 | 524286 | 11 | Amber | Warning | Reserved for temporary use - Condition Exists |
| 8924 | 524286 | 11 | Amber | Warning | Reserved for temporary use - Condition Exists |
| 8925 | 524286 | 11 | Amber | Warning | Reserved for temporary use - Condition Exists |
| 8926 | 524286 | 11 | Amber | Warning | Reserved for temporary use - Condition Exists |
| 8927 | 524286 | 11 | Amber | Warning | Reserved for temporary use - Condition Exists |
| 8928 | 524286 | 11 | Amber | Warning | Reserved for temporary use - Condition Exists |
| 8929 | 524286 | 11 | Amber | Warning | Reserved for temporary use - Condition Exists |
| 8931 | 524286 | 11 | Amber | Warning | Reserved for temporary use - Condition Exists |
| 8932 | 524286 | 11 | Amber | Warning | Reserved for temporary use - Condition Exists |
| 8933 | 524286 | 11 | Amber | Warning | Reserved for temporary use - Condition Exists |

# F2500C / F2500CS / F2500W / MF2500C / MF2500CS / MF2500CL /SD2500C / SD2500CS / SD2550C / SD2550CS / SD2500W / SD2500WS
## - Diesel Engine Failure-Codes chart

| Fault Code | SPN | FMI | Lamp Color | SPN Description | Cumins Description |
|---|---|---|---|---|---|
| 8934 | 524286 | 11 | Amber | Warning | Reserved for temporary use - Condition Exists |
| 8935 | 524286 | 11 | Amber | Warning | Reserved for temporary use - Condition Exists |
| 8936 | 524286 | 11 | Amber | Warning | Reserved for temporary use - Condition Exists |
| 8937 | 524286 | 11 | Amber | Warning | Reserved for temporary use - Condition Exists |
| 8938 | 524286 | 11 | Amber | Warning | Reserved for temporary use - Condition Exists |
| 8939 | 524286 | 11 | Amber | Warning | Reserved for temporary use - Condition Exists |
| 8941 | 524286 | 11 | Amber | Warning | Reserved for temporary use - Condition Exists |
| 8942 | 524286 | 11 | Amber | Warning | Reserved for temporary use - Condition Exists |
| 8943 | 524286 | 11 | Amber | Warning | Reserved for temporary use - Condition Exists |
| 8944 | 524286 | 11 | Amber | Warning | Reserved for temporary use - Condition Exists |
| 8945 | 524286 | 11 | Amber | Warning | Reserved for temporary use - Condition Exists |
| 8946 | 524286 | 11 | Amber | Warning | Reserved for temporary use - Condition Exists |
| 8947 | 524286 | 11 | Amber | Warning | Reserved for temporary use - Condition Exists |
| 8948 | 524286 | 11 | Amber | Warning | Reserved for temporary use - Condition Exists |
| 8949 | 524286 | 11 | Amber | Warning | Reserved for temporary use - Condition Exists |
| 8951 | 524286 | 11 | Amber | Warning | Reserved for temporary use - Condition Exists |

# F2500C / F2500CS / F2500W / MF2500C / MF2500CS / MF2500CL /SD2500C / SD2500CS / SD2550C / SD2550CS / SD2500W / SD2500WS
## - Diesel Engine Failure-Codes chart

| Fault Code | SPN | FMI | Lamp Color | SPN Description | Cumins Description |
|---|---|---|---|---|---|
| 8952 | 524286 | 11 | Amber | Warning | Reserved for temporary use - Condition Exists |
| 8953 | 524286 | 11 | Amber | Warning | Reserved for temporary use - Condition Exists |
| 8954 | 524286 | 11 | Amber | Warning | Reserved for temporary use - Condition Exists |
| 8955 | 524286 | 11 | Amber | Warning | Reserved for temporary use - Condition Exists |
| 8956 | 524286 | 11 | Amber | Warning | Reserved for temporary use - Condition Exists |
| 8957 | 524286 | 11 | Amber | Warning | Reserved for temporary use - Condition Exists |
| 8958 | 524286 | 11 | Amber | Warning | Reserved for temporary use - Condition Exists |
| 8959 | 524286 | 11 | Amber | Warning | Reserved for temporary use - Condition Exists |
| 8961 | 524286 | 11 | Amber | Warning | Reserved for temporary use - Condition Exists |
| 8962 | 524286 | 11 | Amber | Warning | Reserved for temporary use - Condition Exists |
| 8963 | 524286 | 11 | Amber | Warning | Reserved for temporary use - Condition Exists |
| 8964 | 524286 | 11 | Amber | Warning | Reserved for temporary use - Condition Exists |
| 8965 | 524286 | 11 | Amber | Warning | Reserved for temporary use - Condition Exists |
| 8966 | 524286 | 11 | Amber | Warning | Reserved for temporary use - Condition Exists |
| 8967 | 524286 | 11 | Amber | Warning | Reserved for temporary use - Condition Exists |
| 8968 | 524286 | 11 | Amber | Warning | Reserved for temporary use - Condition Exists |

# F2500C / F2500CS / F2500W / MF2500C / MF2500CS / MF2500CL /SD2500C / SD2500CS / SD2550C / SD2550CS / SD2500W / SD2500WS
## - Diesel Engine Failure-Codes chart

| Fault Code | SPN | FMI | Lamp Color | SPN Description | Cumins Description |
|---|---|---|---|---|---|
| 8969 | 524286 | 11 | Amber | Warning | Reserved for temporary use - Condition Exists |
| 8971 | 524286 | 11 | Amber | Warning | Reserved for temporary use - Condition Exists |
| 8972 | 524286 | 11 | Amber | Warning | Reserved for temporary use - Condition Exists |
| 8973 | 524286 | 11 | Amber | Warning | Reserved for temporary use - Condition Exists |
| 8974 | 524286 | 11 | Amber | Warning | Reserved for temporary use - Condition Exists |
| 8975 | 524286 | 11 | Amber | Warning | Reserved for temporary use - Condition Exists |
| 8976 | 524286 | 11 | Amber | Warning | Reserved for temporary use - Condition Exists |
| 8977 | 524286 | 11 | Amber | Warning | Reserved for temporary use - Condition Exists |
| 8978 | 524286 | 11 | Amber | Warning | Reserved for temporary use - Condition Exists |
| 8979 | 524286 | 11 | Amber | Warning | Reserved for temporary use - Condition Exists |
| 8981 | 524286 | 11 | Amber | Warning | Reserved for temporary use - Condition Exists |
| 8982 | 524286 | 11 | Amber | Warning | Reserved for temporary use - Condition Exists |
| 8983 | 524286 | 11 | Amber | Warning | Reserved for temporary use - Condition Exists |
| 8984 | 524286 | 11 | Amber | Warning | Reserved for temporary use - Condition Exists |
| 8985 | 524286 | 11 | Amber | Warning | Reserved for temporary use - Condition Exists |
| 8986 | 524286 | 11 | Amber | Warning | Reserved for temporary use - Condition Exists |

# F2500C / F2500CS / F2500W / MF2500C / MF2500CS / MF2500CL /SD2500C / SD2500CS / SD2550C / SD2550CS / SD2500W / SD2500WS
## - Diesel Engine Failure-Codes chart

| Fault Code | SPN | FMI | Lamp Color | SPN Description | Cumins Description |
|---|---|---|---|---|---|
| 8987 | 524286 | 11 | Amber | Warning | Reserved for temporary use - Condition Exists |
| 8988 | 524286 | 11 | Amber | Warning | Reserved for temporary use - Condition Exists |
| 8989 | 524286 | 11 | Amber | Warning | Reserved for temporary use - Condition Exists |
| 8991 | 524286 | 11 | Amber | Warning | Reserved for temporary use - Condition Exists |
| 8992 | 524286 | 11 | Amber | Warning | Reserved for temporary use - Condition Exists |
| 8993 | 524286 | 11 | Amber | Warning | Reserved for temporary use - Condition Exists |
| 8994 | 524286 | 11 | Amber | Warning | Reserved for temporary use - Condition Exists |
| 8995 | 524286 | 11 | Amber | Warning | Reserved for temporary use - Condition Exists |
| 8996 | 524286 | 11 | Amber | Warning | Reserved for temporary use - Condition Exists |
| 8997 | 524286 | 11 | Amber | Warning | Reserved for temporary use - Condition Exists |
| 8998 | 524286 | 11 | Amber | Warning | Reserved for temporary use - Condition Exists |
| 8999 | 524286 | 11 | Amber | Warning | Reserved for temporary use - Condition Exists |
| 9111 | 1231 | 2 | Red | Stop / Shutdown | SAE J1939 Data Link 2 Engine Network - Data Erratic, Intermittent, or Incorrect |
| 9113 | 611 | 2 | Red | Stop / Shutdown | Engine ECM to Power Command Controller (PCC) Communication - Data Erratic, Intermittent, or |
| 9114 | 609 | 2 | Amber | Warning | Fuel Control Module - Data Erratic, Intermittent, or Incorrect |
| 9115 | 1231 | 9 | Red | Stop / Shutdown | SAE J1939 Data Link 2 Engine Network - Abnormal Update Rate |

# F2500C / F2500CS / F2500W / MF2500C / MF2500CS / MF2500CL /SD2500C / SD2500CS / SD2550C / SD2550CS / SD2500W / SD2500WS
# - Diesel Engine Failure-Codes chart

| Fault Code | SPN | FMI | Lamp Color | SPN Description | Cumins Description |
|---|---|---|---|---|---|
| 9116 | 630 | 13 | Red | Stop / Shutdown | Electronic Calibration Memory Code - Out of Calibration |
| 9117 | 609 | 12 | Red | Stop / Shutdown | Fuel Control Module - Bad Intelligent Device or Component |
| 9118 | 3597 | 2 | Amber | Warning | Fuel Control Module Power Lost With Ignition On - Data Erratic, Intermittent, or Incorrect |
| 9119 | 168 | 1 | Amber | Warning | Fuel Control Module Battery 1 Voltage - Data Valid But Below Normal Operating Range - Moderately |
| 9121 | 2791 | 0 | None | None | EGR Valve Control Circuit Calculated Over Temperature - Data Valid But Above Normal Operating |
| 9122 | 641 | 0 | None | None | VGT Actuator Driver Over Temperature (Calculated) - Data Valid But Above Normal Operating Range |
| 9123 | 520290 | 11 | Amber | Warning | Maintenance Action Required - Condition Exists |
| 9211 | 524286 | 11 | Amber | Warning | Reserved for temporary use - Condition Exists |
| 9212 | 524286 | 11 | Amber | Warning | Reserved for temporary use - Condition Exists |
| 9213 | 524286 | 11 | Amber | Warning | Reserved for temporary use - Condition Exists |
| 9214 | 524286 | 11 | Amber | Warning | Reserved for temporary use - Condition Exists |
| 9215 | 524286 | 11 | Amber | Warning | Reserved for temporary use - Condition Exists |
| 9216 | 524286 | 11 | Amber | Warning | Reserved for temporary use - Condition Exists |
| 9217 | 524286 | 11 | Amber | Warning | Reserved for temporary use - Condition Exists |
| 9218 | 524286 | 11 | Amber | Warning | Reserved for temporary use - Condition Exists |
| 9219 | 524286 | 11 | Amber | Warning | Reserved for temporary use - Condition Exists |

# F2500C / F2500CS / F2500W / MF2500C / MF2500CS / MF2500CL /SD2500C / SD2500CS / SD2550C / SD2550CS / SD2500W / SD2500WS
## - Diesel Engine Failure-Codes chart

| Fault Code | SPN | FMI | Lamp Color | SPN Description | Cumins Description |
|---|---|---|---|---|---|
| 9221 | 524286 | 11 | Amber | Warning | Reserved for temporary use - Condition Exists |
| 9222 | 524286 | 11 | Amber | Warning | Reserved for temporary use - Condition Exists |
| 9223 | 524286 | 11 | Amber | Warning | Reserved for temporary use - Condition Exists |
| 9224 | 524286 | 11 | Amber | Warning | Reserved for temporary use - Condition Exists |
| 9225 | 524286 | 11 | Amber | Warning | Reserved for temporary use - Condition Exists |
| 9226 | 524286 | 11 | Amber | Warning | Reserved for temporary use - Condition Exists |
| 9227 | 524286 | 11 | Amber | Warning | Reserved for temporary use - Condition Exists |
| 9228 | 524286 | 11 | Amber | Warning | Reserved for temporary use - Condition Exists |
| 9229 | 524286 | 11 | Amber | Warning | Reserved for temporary use - Condition Exists |
| 9231 | 524286 | 11 | Amber | Warning | Reserved for temporary use - Condition Exists |
| 9232 | 524286 | 11 | Amber | Warning | Reserved for temporary use - Condition Exists |
| 9233 | 524286 | 11 | Amber | Warning | Reserved for temporary use - Condition Exists |
| 9234 | 524286 | 11 | Amber | Warning | Reserved for temporary use - Condition Exists |
| 9235 | 524286 | 11 | Amber | Warning | Reserved for temporary use - Condition Exists |
| 9236 | 524286 | 11 | Amber | Warning | Reserved for temporary use - Condition Exists |
| 9237 | 524286 | 11 | Amber | Warning | Reserved for temporary use - Condition Exists |

# F2500C / F2500CS / F2500W / MF2500C / MF2500CS / MF2500CL /SD2500C / SD2500CS / SD2550C / SD2550CS / SD2500W / SD2500WS
## - Diesel Engine Failure-Codes chart

| Fault Code | SPN | FMI | Lamp Color | SPN Description | Cumins Description |
|---|---|---|---|---|---|
| 9238 | 524286 | 11 | Amber | Warning | Reserved for temporary use - Condition Exists |
| 9239 | 524286 | 11 | Amber | Warning | Reserved for temporary use - Condition Exists |
| 9241 | 524286 | 11 | Amber | Warning | Reserved for temporary use - Condition Exists |
| 9242 | 524286 | 11 | Amber | Warning | Reserved for temporary use - Condition Exists |
| 9243 | 524286 | 11 | Amber | Warning | Reserved for temporary use - Condition Exists |
| 9244 | 524286 | 11 | Amber | Warning | Reserved for temporary use - Condition Exists |
| 9245 | 524286 | 11 | Amber | Warning | Reserved for temporary use - Condition Exists |
| 9246 | 524286 | 11 | Amber | Warning | Reserved for temporary use - Condition Exists |
| 9247 | 524286 | 11 | Amber | Warning | Reserved for temporary use - Condition Exists |
| 9248 | 524286 | 11 | Amber | Warning | Reserved for temporary use - Condition Exists |
| 9249 | 524286 | 11 | Amber | Warning | Reserved for temporary use - Condition Exists |
| 9251 | 524286 | 11 | Amber | Warning | Reserved for temporary use - Condition Exists |
| 9252 | 524286 | 11 | Amber | Warning | Reserved for temporary use - Condition Exists |
| 9253 | 524286 | 11 | Amber | Warning | Reserved for temporary use - Condition Exists |
| 9254 | 524286 | 11 | Amber | Warning | Reserved for temporary use - Condition Exists |
| 9255 | 524286 | 11 | Amber | Warning | Reserved for temporary use - Condition Exists |

# F2500C / F2500CS / F2500W / MF2500C / MF2500CS / MF2500CL /SD2500C / SD2500CS / SD2550C / SD2550CS / SD2500W / SD2500WS
## - Diesel Engine Failure-Codes chart

| Fault Code | SPN | FMI | Lamp Color | SPN Description | Cumins Description |
|---|---|---|---|---|---|
| 9256 | 524286 | 11 | Amber | Warning | Reserved for temporary use - Condition Exists |
| 9257 | 524286 | 11 | Amber | Warning | Reserved for temporary use - Condition Exists |
| 9258 | 524286 | 11 | Amber | Warning | Reserved for temporary use - Condition Exists |
| 9259 | 524286 | 11 | Amber | Warning | Reserved for temporary use - Condition Exists |
| 9261 | 524286 | 11 | Amber | Warning | Reserved for temporary use - Condition Exists |
| 9262 | 524286 | 11 | Amber | Warning | Reserved for temporary use - Condition Exists |
| 9263 | 524286 | 11 | Amber | Warning | Reserved for temporary use - Condition Exists |
| 9264 | 524286 | 11 | Amber | Warning | Reserved for temporary use - Condition Exists |
| 9265 | 524286 | 11 | Amber | Warning | Reserved for temporary use - Condition Exists |
| 9266 | 524286 | 11 | Amber | Warning | Reserved for temporary use - Condition Exists |
| 9267 | 524286 | 11 | Amber | Warning | Reserved for temporary use - Condition Exists |
| 9268 | 524286 | 11 | Amber | Warning | Reserved for temporary use - Condition Exists |
| 9269 | 524286 | 11 | Amber | Warning | Reserved for temporary use - Condition Exists |
| 9271 | 524286 | 11 | Amber | Warning | Reserved for temporary use - Condition Exists |
| 9272 | 524286 | 11 | Amber | Warning | Reserved for temporary use - Condition Exists |
| 9273 | 524286 | 11 | Amber | Warning | Reserved for temporary use - Condition Exists |

# F2500C / F2500CS / F2500W / MF2500C / MF2500CS / MF2500CL /SD2500C / SD2500CS / SD2550C / SD2550CS / SD2500W / SD2500WS
## - Diesel Engine Failure-Codes chart

| Fault Code | SPN | FMI | Lamp Color | SPN Description | Cumins Description |
|---|---|---|---|---|---|
| 9274 | 524286 | 11 | Amber | Warning | Reserved for temporary use - Condition Exists |
| 9275 | 524286 | 11 | Amber | Warning | Reserved for temporary use - Condition Exists |
| 9276 | 524286 | 11 | Amber | Warning | Reserved for temporary use - Condition Exists |
| 9277 | 524286 | 11 | Amber | Warning | Reserved for temporary use - Condition Exists |
| 9278 | 524286 | 11 | Amber | Warning | Reserved for temporary use - Condition Exists |
| 9279 | 524286 | 11 | Amber | Warning | Reserved for temporary use - Condition Exists |
| 9281 | 524286 | 11 | Amber | Warning | Reserved for temporary use - Condition Exists |
| 9282 | 524286 | 11 | Amber | Warning | Reserved for temporary use - Condition Exists |
| 9283 | 524286 | 11 | Amber | Warning | Reserved for temporary use - Condition Exists |
| 9284 | 524286 | 11 | Amber | Warning | Reserved for temporary use - Condition Exists |
| 9285 | 524286 | 11 | Amber | Warning | Reserved for temporary use - Condition Exists |
| 9286 | 524286 | 11 | Amber | Warning | Reserved for temporary use - Condition Exists |
| 9287 | 524286 | 11 | Amber | Warning | Reserved for temporary use - Condition Exists |
| 9288 | 524286 | 11 | Amber | Warning | Reserved for temporary use - Condition Exists |
| 9289 | 524286 | 11 | Amber | Warning | Reserved for temporary use - Condition Exists |
| 9291 | 524286 | 11 | Amber | Warning | Reserved for temporary use - Condition Exists |

# F2500C / F2500CS / F2500W / MF2500C / MF2500CS / MF2500CL /SD2500C / SD2500CS / SD2550C / SD2550CS / SD2500W / SD2500WS
## - Diesel Engine Failure-Codes chart

| Fault Code | SPN | FMI | Lamp Color | SPN Description | Cumins Description |
|---|---|---|---|---|---|
| 9292 | 524286 | 11 | Amber | Warning | Reserved for temporary use - Condition Exists |
| 9293 | 524286 | 11 | Amber | Warning | Reserved for temporary use - Condition Exists |
| 9294 | 524286 | 11 | Amber | Warning | Reserved for temporary use - Condition Exists |
| 9295 | 524286 | 11 | Amber | Warning | Reserved for temporary use - Condition Exists |
| 9296 | 524286 | 11 | Amber | Warning | Reserved for temporary use - Condition Exists |
| 9297 | 524286 | 11 | Amber | Warning | Reserved for temporary use - Condition Exists |
| 9298 | 524286 | 11 | Amber | Warning | Reserved for temporary use - Condition Exists |
| 9299 | 524286 | 11 | Amber | Warning | Reserved for temporary use - Condition Exists |
| 9311 | 524286 | 11 | Amber | Warning | Reserved for temporary use - Condition Exists |
| 9312 | 524286 | 11 | Amber | Warning | Reserved for temporary use - Condition Exists |
| 9313 | 524286 | 11 | Amber | Warning | Reserved for temporary use - Condition Exists |
| 9314 | 524286 | 11 | Amber | Warning | Reserved for temporary use - Condition Exists |
| 9315 | 524286 | 11 | Amber | Warning | Reserved for temporary use - Condition Exists |
| 9316 | 524286 | 11 | Amber | Warning | Reserved for temporary use - Condition Exists |
| 9317 | 524286 | 11 | Amber | Warning | Reserved for temporary use - Condition Exists |
| 9318 | 524286 | 11 | Amber | Warning | Reserved for temporary use - Condition Exists |

# F2500C / F2500CS / F2500W / MF2500C / MF2500CS / MF2500CL /SD2500C / SD2500CS / SD2550C / SD2550CS / SD2500W / SD2500WS
## - Diesel Engine Failure-Codes chart

| Fault Code | SPN | FMI | Lamp Color | SPN Description | Cumins Description |
|---|---|---|---|---|---|
| 9319 | 524286 | 11 | Amber | Warning | Reserved for temporary use - Condition Exists |
| 9321 | 524286 | 11 | Amber | Warning | Reserved for temporary use - Condition Exists |
| 9322 | 524286 | 11 | Amber | Warning | Reserved for temporary use - Condition Exists |
| 9323 | 524286 | 11 | Amber | Warning | Reserved for temporary use - Condition Exists |
| 9324 | 524286 | 11 | Amber | Warning | Reserved for temporary use - Condition Exists |
| 9325 | 524286 | 11 | Amber | Warning | Reserved for temporary use - Condition Exists |
| 9326 | 524286 | 11 | Amber | Warning | Reserved for temporary use - Condition Exists |
| 9327 | 524286 | 11 | Amber | Warning | Reserved for temporary use - Condition Exists |
| 9328 | 524286 | 11 | Amber | Warning | Reserved for temporary use - Condition Exists |
| 9329 | 524286 | 11 | Amber | Warning | Reserved for temporary use - Condition Exists |
| 9331 | 524286 | 11 | Amber | Warning | Reserved for temporary use - Condition Exists |
| 9332 | 524286 | 11 | Amber | Warning | Reserved for temporary use - Condition Exists |
| 9333 | 524286 | 11 | Amber | Warning | Reserved for temporary use - Condition Exists |
| 9334 | 524286 | 11 | Amber | Warning | Reserved for temporary use - Condition Exists |
| 9335 | 524286 | 11 | Amber | Warning | Reserved for temporary use - Condition Exists |
| 9336 | 524286 | 11 | Amber | Warning | Reserved for temporary use - Condition Exists |

# F2500C / F2500CS / F2500W / MF2500C / MF2500CS / MF2500CL /SD2500C / SD2500CS / SD2550C / SD2550CS / SD2500W / SD2500WS
## - Diesel Engine Failure-Codes chart

| Fault Code | SPN | FMI | Lamp Color | SPN Description | Cumins Description |
|---|---|---|---|---|---|
| 9337 | 524286 | 11 | Amber | Warning | Reserved for temporary use - Condition Exists |
| 9338 | 524286 | 11 | Amber | Warning | Reserved for temporary use - Condition Exists |
| 9339 | 524286 | 11 | Amber | Warning | Reserved for temporary use - Condition Exists |
| 9341 | 524286 | 11 | Amber | Warning | Reserved for temporary use - Condition Exists |
| 9342 | 524286 | 11 | Amber | Warning | Reserved for temporary use - Condition Exists |
| 9343 | 524286 | 11 | Amber | Warning | Reserved for temporary use - Condition Exists |
| 9344 | 524286 | 11 | Amber | Warning | Reserved for temporary use - Condition Exists |
| 9345 | 524286 | 11 | Amber | Warning | Reserved for temporary use - Condition Exists |
| 9346 | 524286 | 11 | Amber | Warning | Reserved for temporary use - Condition Exists |
| 9347 | 524286 | 11 | Amber | Warning | Reserved for temporary use - Condition Exists |
| 9348 | 524286 | 11 | Amber | Warning | Reserved for temporary use - Condition Exists |
| 9349 | 524286 | 11 | Amber | Warning | Reserved for temporary use - Condition Exists |
| 9351 | 524286 | 11 | Amber | Warning | Reserved for temporary use - Condition Exists |
| 9352 | 524286 | 11 | Amber | Warning | Reserved for temporary use - Condition Exists |
| 9353 | 524286 | 11 | Amber | Warning | Reserved for temporary use - Condition Exists |
| 9354 | 524286 | 11 | Amber | Warning | Reserved for temporary use - Condition Exists |

# F2500C / F2500CS / F2500W / MF2500C / MF2500CS / MF2500CL /SD2500C / SD2500CS / SD2550C / SD2550CS / SD2500W / SD2500WS
## - Diesel Engine Failure-Codes chart

| Fault Code | SPN | FMI | Lamp Color | SPN Description | Cumins Description |
|---|---|---|---|---|---|
| 9355 | 524286 | 11 | Amber | Warning | Reserved for temporary use - Condition Exists |
| 9356 | 524286 | 11 | Amber | Warning | Reserved for temporary use - Condition Exists |
| 9357 | 524286 | 11 | Amber | Warning | Reserved for temporary use - Condition Exists |
| 9358 | 524286 | 11 | Amber | Warning | Reserved for temporary use - Condition Exists |
| 9359 | 524286 | 11 | Amber | Warning | Reserved for temporary use - Condition Exists |
| 9361 | 524286 | 11 | Amber | Warning | Reserved for temporary use - Condition Exists |
| 9362 | 524286 | 11 | Amber | Warning | Reserved for temporary use - Condition Exists |
| 9363 | 524286 | 11 | Amber | Warning | Reserved for temporary use - Condition Exists |
| 9364 | 524286 | 11 | Amber | Warning | Reserved for temporary use - Condition Exists |
| 9365 | 524286 | 11 | Amber | Warning | Reserved for temporary use - Condition Exists |
| 9366 | 524286 | 11 | Amber | Warning | Reserved for temporary use - Condition Exists |
| 9367 | 524286 | 11 | Amber | Warning | Reserved for temporary use - Condition Exists |
| 9368 | 524286 | 11 | Amber | Warning | Reserved for temporary use - Condition Exists |
| 9369 | 524286 | 11 | Amber | Warning | Reserved for temporary use - Condition Exists |
| 9371 | 524286 | 11 | Amber | Warning | Reserved for temporary use - Condition Exists |
| 9372 | 524286 | 11 | Amber | Warning | Reserved for temporary use - Condition Exists |

# F2500C / F2500CS / F2500W / MF2500C / MF2500CS / MF2500CL /SD2500C / SD2500CS / SD2550C / SD2550CS / SD2500W / SD2500WS
## - Diesel Engine Failure-Codes chart

| Fault Code | SPN | FMI | Lamp Color | SPN Description | Cumins Description |
|---|---|---|---|---|---|
| 9373 | 524286 | 11 | Amber | Warning | Reserved for temporary use - Condition Exists |
| 9374 | 524286 | 11 | Amber | Warning | Reserved for temporary use - Condition Exists |
| 9375 | 524286 | 11 | Amber | Warning | Reserved for temporary use - Condition Exists |
| 9376 | 524286 | 11 | Amber | Warning | Reserved for temporary use - Condition Exists |
| 9377 | 524286 | 11 | Amber | Warning | Reserved for temporary use - Condition Exists |
| 9378 | 524286 | 11 | Amber | Warning | Reserved for temporary use - Condition Exists |
| 9379 | 524286 | 11 | Amber | Warning | Reserved for temporary use - Condition Exists |
| 9381 | 524286 | 11 | Amber | Warning | Reserved for temporary use - Condition Exists |
| 9382 | 524286 | 11 | Amber | Warning | Reserved for temporary use - Condition Exists |
| 9383 | 524286 | 11 | Amber | Warning | Reserved for temporary use - Condition Exists |
| 9384 | 524286 | 11 | Amber | Warning | Reserved for temporary use - Condition Exists |
| 9385 | 524286 | 11 | Amber | Warning | Reserved for temporary use - Condition Exists |
| 9386 | 524286 | 11 | Amber | Warning | Reserved for temporary use - Condition Exists |
| 9387 | 524286 | 11 | Amber | Warning | Reserved for temporary use - Condition Exists |
| 9388 | 524286 | 11 | Amber | Warning | Reserved for temporary use - Condition Exists |
| 9389 | 524286 | 11 | Amber | Warning | Reserved for temporary use - Condition Exists |

# F2500C / F2500CS / F2500W / MF2500C / MF2500CS / MF2500CL /SD2500C / SD2500CS / SD2550C / SD2550CS / SD2500W / SD2500WS
## - Diesel Engine Failure-Codes chart

| Fault Code | SPN | FMI | Lamp Color | SPN Description | Cumins Description |
|---|---|---|---|---|---|
| 9391 | 524286 | 11 | Amber | Warning | Reserved for temporary use - Condition Exists |
| 9392 | 524286 | 11 | Amber | Warning | Reserved for temporary use - Condition Exists |
| 9393 | 524286 | 11 | Amber | Warning | Reserved for temporary use - Condition Exists |
| 9394 | 524286 | 11 | Amber | Warning | Reserved for temporary use - Condition Exists |
| 9395 | 524286 | 11 | Amber | Warning | Reserved for temporary use - Condition Exists |
| 9396 | 524286 | 11 | Amber | Warning | Reserved for temporary use - Condition Exists |
| 9397 | 524286 | 11 | Amber | Warning | Reserved for temporary use - Condition Exists |
| 9398 | 524286 | 11 | Amber | Warning | Reserved for temporary use - Condition Exists |
| 9399 | 524286 | 11 | Amber | Warning | Reserved for temporary use - Condition Exists |
| 9411 | 524286 | 11 | Amber | Warning | Reserved for temporary use - Condition Exists |
| 9412 | 524286 | 11 | Amber | Warning | Reserved for temporary use - Condition Exists |
| 9413 | 524286 | 11 | Amber | Warning | Reserved for temporary use - Condition Exists |
| 9414 | 524286 | 11 | Amber | Warning | Reserved for temporary use - Condition Exists |
| 9415 | 524286 | 11 | Amber | Warning | Reserved for temporary use - Condition Exists |
| 9416 | 524286 | 11 | Amber | Warning | Reserved for temporary use - Condition Exists |
| 9417 | 524286 | 11 | Amber | Warning | Reserved for temporary use - Condition Exists |

# F2500C / F2500CS / F2500W / MF2500C / MF2500CS / MF2500CL /SD2500C / SD2500CS / SD2550C / SD2550CS / SD2500W / SD2500WS
## - Diesel Engine Failure-Codes chart

| Fault Code | SPN | FMI | Lamp Color | SPN Description | Cumins Description |
|---|---|---|---|---|---|
| 9418 | 524286 | 11 | Amber | Warning | Reserved for temporary use - Condition Exists |
| 9419 | 524286 | 11 | Amber | Warning | Reserved for temporary use - Condition Exists |
| 9421 | 524286 | 11 | Amber | Warning | Reserved for temporary use - Condition Exists |
| 9422 | 524286 | 11 | Amber | Warning | Reserved for temporary use - Condition Exists |
| 9423 | 524286 | 11 | Amber | Warning | Reserved for temporary use - Condition Exists |
| 9424 | 524286 | 11 | Amber | Warning | Reserved for temporary use - Condition Exists |
| 9425 | 524286 | 11 | Amber | Warning | Reserved for temporary use - Condition Exists |
| 9426 | 524286 | 11 | Amber | Warning | Reserved for temporary use - Condition Exists |
| 9427 | 524286 | 11 | Amber | Warning | Reserved for temporary use - Condition Exists |
| 9428 | 524286 | 11 | Amber | Warning | Reserved for temporary use - Condition Exists |
| 9429 | 524286 | 11 | Amber | Warning | Reserved for temporary use - Condition Exists |
| 9431 | 524286 | 11 | Amber | Warning | Reserved for temporary use - Condition Exists |
| 9432 | 524286 | 11 | Amber | Warning | Reserved for temporary use - Condition Exists |
| 9433 | 524286 | 11 | Amber | Warning | Reserved for temporary use - Condition Exists |
| 9434 | 524286 | 11 | Amber | Warning | Reserved for temporary use - Condition Exists |
| 9435 | 524286 | 11 | Amber | Warning | Reserved for temporary use - Condition Exists |

# F2500C / F2500CS / F2500W / MF2500C / MF2500CS / MF2500CL /SD2500C / SD2500CS / SD2550C / SD2550CS / SD2500W / SD2500WS
## - Diesel Engine Failure-Codes chart

| Fault Code | SPN | FMI | Lamp Color | SPN Description | Cumins Description |
|---|---|---|---|---|---|
| 9436 | 524286 | 11 | Amber | Warning | Reserved for temporary use - Condition Exists |
| 9437 | 524286 | 11 | Amber | Warning | Reserved for temporary use - Condition Exists |
| 9438 | 524286 | 11 | Amber | Warning | Reserved for temporary use - Condition Exists |
| 9439 | 524286 | 11 | Amber | Warning | Reserved for temporary use - Condition Exists |
| 9441 | 524286 | 11 | Amber | Warning | Reserved for temporary use - Condition Exists |
| 9442 | 524286 | 11 | Amber | Warning | Reserved for temporary use - Condition Exists |
| 9443 | 524286 | 11 | Amber | Warning | Reserved for temporary use - Condition Exists |
| 9444 | 524286 | 11 | Amber | Warning | Reserved for temporary use - Condition Exists |
| 9445 | 524286 | 11 | Amber | Warning | Reserved for temporary use - Condition Exists |
| 9446 | 524286 | 11 | Amber | Warning | Reserved for temporary use - Condition Exists |
| 9447 | 524286 | 11 | Amber | Warning | Reserved for temporary use - Condition Exists |
| 9448 | 524286 | 11 | Amber | Warning | Reserved for temporary use - Condition Exists |
| 9449 | 524286 | 11 | Amber | Warning | Reserved for temporary use - Condition Exists |
| 9451 | 524286 | 11 | Amber | Warning | Reserved for temporary use - Condition Exists |
| 9452 | 524286 | 11 | Amber | Warning | Reserved for temporary use - Condition Exists |
| 9453 | 524286 | 11 | Amber | Warning | Reserved for temporary use - Condition Exists |

# F2500C / F2500CS / F2500W / MF2500C / MF2500CS / MF2500CL /SD2500C / SD2500CS / SD2550C / SD2550CS / SD2500W / SD2500WS
## - Diesel Engine Failure-Codes chart

| Fault Code | SPN | FMI | Lamp Color | SPN Description | Cumins Description |
|---|---|---|---|---|---|
| 9454 | 524286 | 11 | Amber | Warning | Reserved for temporary use - Condition Exists |
| 9455 | 524286 | 11 | Amber | Warning | Reserved for temporary use - Condition Exists |
| 9456 | 524286 | 11 | Amber | Warning | Reserved for temporary use - Condition Exists |
| 9457 | 524286 | 11 | Amber | Warning | Reserved for temporary use - Condition Exists |
| 9458 | 524286 | 11 | Amber | Warning | Reserved for temporary use - Condition Exists |
| 9459 | 524286 | 11 | Amber | Warning | Reserved for temporary use - Condition Exists |
| 9461 | 524286 | 11 | Amber | Warning | Reserved for temporary use - Condition Exists |
| 9462 | 524286 | 11 | Amber | Warning | Reserved for temporary use - Condition Exists |
| 9463 | 524286 | 11 | Amber | Warning | Reserved for temporary use - Condition Exists |
| 9464 | 524286 | 11 | Amber | Warning | Reserved for temporary use - Condition Exists |
| 9465 | 524286 | 11 | Amber | Warning | Reserved for temporary use - Condition Exists |
| 9466 | 524286 | 11 | Amber | Warning | Reserved for temporary use - Condition Exists |
| 9467 | 524286 | 11 | Amber | Warning | Reserved for temporary use - Condition Exists |
| 9468 | 524286 | 11 | Amber | Warning | Reserved for temporary use - Condition Exists |
| 9469 | 524286 | 11 | Amber | Warning | Reserved for temporary use - Condition Exists |
| 9471 | 524286 | 11 | Amber | Warning | Reserved for temporary use - Condition Exists |

# F2500C / F2500CS / F2500W / MF2500C / MF2500CS / MF2500CL /SD2500C / SD2500CS / SD2550C / SD2550CS / SD2500W / SD2500WS
## - Diesel Engine Failure-Codes chart

| Fault Code | SPN | FMI | Lamp Color | SPN Description | Cumins Description |
|---|---|---|---|---|---|
| 9472 | 524286 | 11 | Amber | Warning | Reserved for temporary use - Condition Exists |
| 9473 | 524286 | 11 | Amber | Warning | Reserved for temporary use - Condition Exists |
| 9474 | 524286 | 11 | Amber | Warning | Reserved for temporary use - Condition Exists |
| 9475 | 524286 | 11 | Amber | Warning | Reserved for temporary use - Condition Exists |
| 9476 | 524286 | 11 | Amber | Warning | Reserved for temporary use - Condition Exists |
| 9477 | 524286 | 11 | Amber | Warning | Reserved for temporary use - Condition Exists |
| 9478 | 524286 | 11 | Amber | Warning | Reserved for temporary use - Condition Exists |
| 9479 | 524286 | 11 | Amber | Warning | Reserved for temporary use - Condition Exists |
| 9481 | 524286 | 11 | Amber | Warning | Reserved for temporary use - Condition Exists |
| 9482 | 524286 | 11 | Amber | Warning | Reserved for temporary use - Condition Exists |
| 9483 | 524286 | 11 | Amber | Warning | Reserved for temporary use - Condition Exists |
| 9484 | 524286 | 11 | Amber | Warning | Reserved for temporary use - Condition Exists |
| 9485 | 524286 | 11 | Amber | Warning | Reserved for temporary use - Condition Exists |
| 9486 | 524286 | 11 | Amber | Warning | Reserved for temporary use - Condition Exists |
| 9487 | 524286 | 11 | Amber | Warning | Reserved for temporary use - Condition Exists |
| 9488 | 524286 | 11 | Amber | Warning | Reserved for temporary use - Condition Exists |

# F2500C / F2500CS / F2500W / MF2500C / MF2500CS / MF2500CL /SD2500C / SD2500CS / SD2550C / SD2550CS / SD2500W / SD2500WS
## - Diesel Engine Failure-Codes chart

| Fault Code | SPN | FMI | Lamp Color | SPN Description | Cumins Description |
|---|---|---|---|---|---|
| 9489 | 524286 | 11 | Amber | Warning | Reserved for temporary use - Condition Exists |
| 9491 | 524286 | 11 | Amber | Warning | Reserved for temporary use - Condition Exists |
| 9492 | 524286 | 11 | Amber | Warning | Reserved for temporary use - Condition Exists |
| 9493 | 524286 | 11 | Amber | Warning | Reserved for temporary use - Condition Exists |
| 9494 | 524286 | 11 | Amber | Warning | Reserved for temporary use - Condition Exists |
| 9495 | 524286 | 11 | Amber | Warning | Reserved for temporary use - Condition Exists |
| 9496 | 524286 | 11 | Amber | Warning | Reserved for temporary use - Condition Exists |
| 9497 | 524286 | 11 | Amber | Warning | Reserved for temporary use - Condition Exists |
| 9498 | 524286 | 11 | Amber | Warning | Reserved for temporary use - Condition Exists |
| 9499 | 524286 | 11 | Amber | Warning | Reserved for temporary use - Condition Exists |
| 9511 | 524286 | 11 | Amber | Warning | Reserved for temporary use - Condition Exists |
| 9512 | 524286 | 11 | Red | Stop / Shutdown | Reserved for temporary use - Condition Exists |
| 9513 | 524286 | 11 | Red | Stop / Shutdown | Reserved for temporary use - Condition Exists |
| 9514 | 524286 | 11 | Red | Stop / Shutdown | Reserved for temporary use - Condition Exists |
| 9515 | 524286 | 11 | Red | Stop / Shutdown | Reserved for temporary use - Condition Exists |
| 9516 | 524286 | 11 | Red | Stop / Shutdown | Reserved for temporary use - Condition Exists |

# F2500C / F2500CS / F2500W / MF2500C / MF2500CS / MF2500CL /SD2500C / SD2500CS / SD2550C / SD2550CS / SD2500W / SD2500WS
## - Diesel Engine Failure-Codes chart

| Fault Code | SPN | FMI | Lamp Color | SPN Description | Cumins Description |
|---|---|---|---|---|---|
| 9517 | 524286 | 11 | Red | Stop / Shutdown | Reserved for temporary use - Condition Exists |
| 9518 | 524286 | 11 | Red | Stop / Shutdown | Reserved for temporary use - Condition Exists |
| 9519 | 524286 | 11 | Red | Stop / Shutdown | Reserved for temporary use - Condition Exists |
| 9521 | 524286 | 11 | Red | Stop / Shutdown | Reserved for temporary use - Condition Exists |
| 9522 | 524286 | 11 | Red | Stop / Shutdown | Reserved for temporary use - Condition Exists |
| 9523 | 524286 | 11 | Red | Stop / Shutdown | Reserved for temporary use - Condition Exists |
| 9524 | 524286 | 11 | Red | Stop / Shutdown | Reserved for temporary use - Condition Exists |
| 9525 | 524286 | 11 | Red | Stop / Shutdown | Reserved for temporary use - Condition Exists |
| 9526 | 524286 | 11 | Red | Stop / Shutdown | Reserved for temporary use - Condition Exists |
| 9527 | 524286 | 11 | Red | Stop / Shutdown | Reserved for temporary use - Condition Exists |
| 9528 | 524286 | 11 | Red | Stop / Shutdown | Reserved for temporary use - Condition Exists |
| 9529 | 524286 | 11 | Red | Stop / Shutdown | Reserved for temporary use - Condition Exists |
| 9531 | 524286 | 11 | Red | Stop / Shutdown | Reserved for temporary use - Condition Exists |
| 9532 | 524286 | 11 | Red | Stop / Shutdown | Reserved for temporary use - Condition Exists |
| 9533 | 524286 | 11 | Red | Stop / Shutdown | Reserved for temporary use - Condition Exists |
| 9534 | 524286 | 11 | Red | Stop / Shutdown | Reserved for temporary use - Condition Exists |

# F2500C / F2500CS / F2500W / MF2500C / MF2500CS / MF2500CL /SD2500C / SD2500CS / SD2550C / SD2550CS / SD2500W / SD2500WS
## - Diesel Engine Failure-Codes chart

| Fault Code | SPN | FMI | Lamp Color | SPN Description | Cumins Description |
|---|---|---|---|---|---|
| 9535 | 524286 | 11 | Red | Stop / Shutdown | Reserved for temporary use - Condition Exists |
| 9536 | 524286 | 11 | Red | Stop / Shutdown | Reserved for temporary use - Condition Exists |
| 9537 | 524286 | 11 | Red | Stop / Shutdown | Reserved for temporary use - Condition Exists |
| 9538 | 524286 | 11 | Red | Stop / Shutdown | Reserved for temporary use - Condition Exists |
| 9539 | 524286 | 11 | Red | Stop / Shutdown | Reserved for temporary use - Condition Exists |
| 9541 | 524286 | 11 | Red | Stop / Shutdown | Reserved for temporary use - Condition Exists |
| 9542 | 524286 | 11 | Red | Stop / Shutdown | Reserved for temporary use - Condition Exists |
| 9543 | 524286 | 11 | Red | Stop / Shutdown | Reserved for temporary use - Condition Exists |
| 9544 | 524286 | 11 | Red | Stop / Shutdown | Reserved for temporary use - Condition Exists |
| 9545 | 524286 | 11 | Red | Stop / Shutdown | Reserved for temporary use - Condition Exists |
| 9546 | 524286 | 11 | Red | Stop / Shutdown | Reserved for temporary use - Condition Exists |
| 9547 | 524286 | 11 | Red | Stop / Shutdown | Reserved for temporary use - Condition Exists |
| 9548 | 524286 | 11 | Red | Stop / Shutdown | Reserved for temporary use - Condition Exists |
| 9549 | 524286 | 11 | Red | Stop / Shutdown | Reserved for temporary use - Condition Exists |
| 9551 | 524286 | 11 | Red | Stop / Shutdown | Reserved for temporary use - Condition Exists |
| 9552 | 524286 | 11 | Red | Stop / Shutdown | Reserved for temporary use - Condition Exists |

# F2500C / F2500CS / F2500W / MF2500C / MF2500CS / MF2500CL /SD2500C / SD2500CS / SD2550C / SD2550CS / SD2500W / SD2500WS
## - Diesel Engine Failure-Codes chart

| Fault Code | SPN | FMI | Lamp Color | SPN Description | Cumins Description |
|---|---|---|---|---|---|
| 9553 | 524286 | 11 | Red | Stop / Shutdown | Reserved for temporary use - Condition Exists |
| 9554 | 524286 | 11 | Red | Stop / Shutdown | Reserved for temporary use - Condition Exists |
| 9555 | 524286 | 11 | Red | Stop / Shutdown | Reserved for temporary use - Condition Exists |
| 9556 | 524286 | 11 | Red | Stop / Shutdown | Reserved for temporary use - Condition Exists |
| 9557 | 524286 | 11 | Red | Stop / Shutdown | Reserved for temporary use - Condition Exists |
| 9558 | 524286 | 11 | Red | Stop / Shutdown | Reserved for temporary use - Condition Exists |
| 9559 | 524286 | 11 | Red | Stop / Shutdown | Reserved for temporary use - Condition Exists |
| 9561 | 524286 | 11 | Red | Stop / Shutdown | Reserved for temporary use - Condition Exists |
| 9562 | 524286 | 11 | Red | Stop / Shutdown | Reserved for temporary use - Condition Exists |
| 9563 | 524286 | 11 | Red | Stop / Shutdown | Reserved for temporary use - Condition Exists |
| 9564 | 524286 | 11 | Red | Stop / Shutdown | Reserved for temporary use - Condition Exists |
| 9565 | 524286 | 11 | Red | Stop / Shutdown | Reserved for temporary use - Condition Exists |
| 9566 | 524286 | 11 | Red | Stop / Shutdown | Reserved for temporary use - Condition Exists |
| 9567 | 524286 | 11 | Red | Stop / Shutdown | Reserved for temporary use - Condition Exists |
| 9568 | 524286 | 11 | Red | Stop / Shutdown | Reserved for temporary use - Condition Exists |
| 9569 | 524286 | 11 | Red | Stop / Shutdown | Reserved for temporary use - Condition Exists |

# F2500C / F2500CS / F2500W / MF2500C / MF2500CS / MF2500CL /SD2500C / SD2500CS / SD2550C / SD2550CS / SD2500W / SD2500WS
## - Diesel Engine Failure-Codes chart

| Fault Code | SPN | FMI | Lamp Color | SPN Description | Cumins Description |
|---|---|---|---|---|---|
| 9571 | 524286 | 11 | Red | Stop / Shutdown | Reserved for temporary use - Condition Exists |
| 9572 | 524286 | 11 | Red | Stop / Shutdown | Reserved for temporary use - Condition Exists |
| 9573 | 524286 | 11 | Red | Stop / Shutdown | Reserved for temporary use - Condition Exists |
| 9574 | 524286 | 11 | Red | Stop / Shutdown | Reserved for temporary use - Condition Exists |
| 9575 | 524286 | 11 | Red | Stop / Shutdown | Reserved for temporary use - Condition Exists |
| 9576 | 524286 | 11 | Red | Stop / Shutdown | Reserved for temporary use - Condition Exists |
| 9577 | 524286 | 11 | Red | Stop / Shutdown | Reserved for temporary use - Condition Exists |
| 9578 | 524286 | 11 | Red | Stop / Shutdown | Reserved for temporary use - Condition Exists |
| 9579 | 524286 | 11 | Red | Stop / Shutdown | Reserved for temporary use - Condition Exists |
| 9581 | 524286 | 11 | Red | Stop / Shutdown | Reserved for temporary use - Condition Exists |
| 9582 | 524286 | 11 | Red | Stop / Shutdown | Reserved for temporary use - Condition Exists |
| 9583 | 524286 | 11 | Red | Stop / Shutdown | Reserved for temporary use - Condition Exists |
| 9584 | 524286 | 11 | Red | Stop / Shutdown | Reserved for temporary use - Condition Exists |
| 9585 | 524286 | 11 | Red | Stop / Shutdown | Reserved for temporary use - Condition Exists |
| 9586 | 524286 | 11 | Red | Stop / Shutdown | Reserved for temporary use - Condition Exists |
| 9587 | 524286 | 11 | Red | Stop / Shutdown | Reserved for temporary use - Condition Exists |

# F2500C / F2500CS / F2500W / MF2500C / MF2500CS / MF2500CL /SD2500C / SD2500CS / SD2550C / SD2550CS / SD2500W / SD2500WS
## - Diesel Engine Failure-Codes chart

| Fault Code | SPN | FMI | Lamp Color | SPN Description | Cumins Description |
|---|---|---|---|---|---|
| 9588 | 524286 | 11 | Red | Stop / Shutdown | Reserved for temporary use - Condition Exists |
| 9589 | 524286 | 11 | Red | Stop / Shutdown | Reserved for temporary use - Condition Exists |
| 9591 | 524286 | 11 | Red | Stop / Shutdown | Reserved for temporary use - Condition Exists |
| 9592 | 524286 | 11 | Red | Stop / Shutdown | Reserved for temporary use - Condition Exists |
| 9593 | 524286 | 11 | Red | Stop / Shutdown | Reserved for temporary use - Condition Exists |
| 9594 | 524286 | 11 | Red | Stop / Shutdown | Reserved for temporary use - Condition Exists |
| 9595 | 524286 | 11 | Red | Stop / Shutdown | Reserved for temporary use - Condition Exists |
| 9596 | 524286 | 11 | Red | Stop / Shutdown | Reserved for temporary use - Condition Exists |
| 9597 | 524286 | 11 | Red | Stop / Shutdown | Reserved for temporary use - Condition Exists |
| 9598 | 524286 | 11 | Red | Stop / Shutdown | Reserved for temporary use - Condition Exists |
| 9599 | 524286 | 11 | Red | Stop / Shutdown | Reserved for temporary use - Condition Exists |
| 9611 | 524286 | 11 | Red | Stop / Shutdown | Reserved for temporary use - Condition Exists |
| 9612 | 524286 | 11 | Red | Stop / Shutdown | Reserved for temporary use - Condition Exists |
| 9613 | 524286 | 11 | Maintenance | Maintenance | Reserved for temporary use - Condition Exists |
| 9614 | 524286 | 11 | Maintenance | Maintenance | Reserved for temporary use - Condition Exists |
| 9615 | 524286 | 11 | Maintenance | Maintenance | Reserved for temporary use - Condition Exists |

# F2500C / F2500CS / F2500W / MF2500C / MF2500CS / MF2500CL /SD2500C / SD2500CS / SD2550C / SD2550CS / SD2500W / SD2500WS
## - Diesel Engine Failure-Codes chart

| Fault Code | SPN | FMI | Lamp Color | SPN Description | Cumins Description |
|---|---|---|---|---|---|
| 9616 | 524286 | 11 | Maintenance | Maintenance | Reserved for temporary use - Condition Exists |
| 9617 | 524286 | 11 | Maintenance | Maintenance | Reserved for temporary use - Condition Exists |
| 9618 | 524286 | 11 | Maintenance | Maintenance | Reserved for temporary use - Condition Exists |
| 9619 | 524286 | 11 | Maintenance | Maintenance | Reserved for temporary use - Condition Exists |
| 9621 | 524286 | 11 | Maintenance | Maintenance | Reserved for temporary use - Condition Exists |
| 9622 | 524286 | 11 | Maintenance | Maintenance | Reserved for temporary use - Condition Exists |
| 9623 | 524286 | 11 | Maintenance | Maintenance | Reserved for temporary use - Condition Exists |
| 9624 | 524286 | 11 | Maintenance | Maintenance | Reserved for temporary use - Condition Exists |
| 9625 | 524286 | 11 | Maintenance | Maintenance | Reserved for temporary use - Condition Exists |
| 9626 | 524286 | 11 | Maintenance | Maintenance | Reserved for temporary use - Condition Exists |
| 9627 | 524286 | 11 | Maintenance | Maintenance | Reserved for temporary use - Condition Exists |
| 9628 | 524286 | 11 | Maintenance | Maintenance | Reserved for temporary use - Condition Exists |
| 9629 | 524286 | 11 | Maintenance | Maintenance | Reserved for temporary use - Condition Exists |
| 9631 | 524286 | 11 | Maintenance | Maintenance | Reserved for temporary use - Condition Exists |
| 9632 | 524286 | 11 | Maintenance | Maintenance | Reserved for temporary use - Condition Exists |
| 9633 | 524286 | 11 | Maintenance | Maintenance | Reserved for temporary use - Condition Exists |

# F2500C / F2500CS / F2500W / MF2500C / MF2500CS / MF2500CL /SD2500C / SD2500CS / SD2550C / SD2550CS / SD2500W / SD2500WS
## - Diesel Engine Failure-Codes chart

| Fault Code | SPN | FMI | Lamp Color | SPN Description | Cumins Description |
|---|---|---|---|---|---|
| 9634 | 524286 | 11 | Maintenance | Maintenance | Reserved for temporary use - Condition Exists |
| 9635 | 524286 | 11 | Maintenance | Maintenance | Reserved for temporary use - Condition Exists |
| 9636 | 524286 | 11 | Maintenance | Maintenance | Reserved for temporary use - Condition Exists |
| 9637 | 524286 | 11 | Maintenance | Maintenance | Reserved for temporary use - Condition Exists |
| 9638 | 524286 | 11 | Maintenance | Maintenance | Reserved for temporary use - Condition Exists |
| 9639 | 524286 | 11 | Maintenance | Maintenance | Reserved for temporary use - Condition Exists |
| 9641 | 524286 | 11 | Maintenance | Maintenance | Reserved for temporary use - Condition Exists |
| 9642 | 524286 | 11 | Maintenance | Maintenance | Reserved for temporary use - Condition Exists |
| 9643 | 524286 | 11 | Maintenance | Maintenance | Reserved for temporary use - Condition Exists |
| 9644 | 524286 | 11 | Maintenance | Maintenance | Reserved for temporary use - Condition Exists |
| 9645 | 524286 | 11 | Maintenance | Maintenance | Reserved for temporary use - Condition Exists |
| 9646 | 524286 | 11 | Maintenance | Maintenance | Reserved for temporary use - Condition Exists |
| 9647 | 524286 | 11 | Maintenance | Maintenance | Reserved for temporary use - Condition Exists |
| 9648 | 524286 | 11 | Maintenance | Maintenance | Reserved for temporary use - Condition Exists |
| 9649 | 524286 | 11 | Maintenance | Maintenance | Reserved for temporary use - Condition Exists |
| 9651 | 524286 | 11 | Maintenance | Maintenance | Reserved for temporary use - Condition Exists |

# F2500C / F2500CS / F2500W / MF2500C / MF2500CS / MF2500CL /SD2500C / SD2500CS / SD2550C / SD2550CS / SD2500W / SD2500WS
## - Diesel Engine Failure-Codes chart

| Fault Code | SPN | FMI | Lamp Color | SPN Description | Cumins Description |
|---|---|---|---|---|---|
| 9652 | 524286 | 11 | Maintenance | Maintenance | Reserved for temporary use - Condition Exists |
| 9653 | 524286 | 11 | Maintenance | Maintenance | Reserved for temporary use - Condition Exists |
| 9654 | 524286 | 11 | Maintenance | Maintenance | Reserved for temporary use - Condition Exists |
| 9655 | 524286 | 11 | Maintenance | Maintenance | Reserved for temporary use - Condition Exists |
| 9656 | 524286 | 11 | Maintenance | Maintenance | Reserved for temporary use - Condition Exists |
| 9657 | 524286 | 11 | Maintenance | Maintenance | Reserved for temporary use - Condition Exists |
| 9658 | 524286 | 11 | Maintenance | Maintenance | Reserved for temporary use - Condition Exists |
| 9659 | 524286 | 11 | Maintenance | Maintenance | Reserved for temporary use - Condition Exists |
| 9661 | 524286 | 11 | Maintenance | Maintenance | Reserved for temporary use - Condition Exists |
| 9662 | 524286 | 11 | Maintenance | Maintenance | Reserved for temporary use - Condition Exists |
| 9663 | 524286 | 11 | Maintenance | Maintenance | Reserved for temporary use - Condition Exists |
| 9664 | 524286 | 11 | Maintenance | Maintenance | Reserved for temporary use - Condition Exists |
| 9665 | 524286 | 11 | Maintenance | Maintenance | Reserved for temporary use - Condition Exists |
| 9666 | 524286 | 11 | Maintenance | Maintenance | Reserved for temporary use - Condition Exists |
| 9667 | 524286 | 11 | Maintenance | Maintenance | Reserved for temporary use - Condition Exists |
| 9668 | 524286 | 11 | Maintenance | Maintenance | Reserved for temporary use - Condition Exists |

# F2500C / F2500CS / F2500W / MF2500C / MF2500CS / MF2500CL /SD2500C / SD2500CS / SD2550C / SD2550CS / SD2500W / SD2500WS
## - Diesel Engine Failure-Codes chart

| Fault Code | SPN | FMI | Lamp Color | SPN Description | Cumins Description |
|---|---|---|---|---|---|
| 9669 | 524286 | 11 | Maintenance | Maintenance | Reserved for temporary use - Condition Exists |
| 9671 | 524286 | 11 | Maintenance | Maintenance | Reserved for temporary use - Condition Exists |
| 9672 | 524286 | 11 | Maintenance | Maintenance | Reserved for temporary use - Condition Exists |
| 9673 | 524286 | 11 | Maintenance | Maintenance | Reserved for temporary use - Condition Exists |
| 9674 | 524286 | 11 | Maintenance | Maintenance | Reserved for temporary use - Condition Exists |
| 9675 | 524286 | 11 | Maintenance | Maintenance | Reserved for temporary use - Condition Exists |
| 9676 | 524286 | 11 | Maintenance | Maintenance | Reserved for temporary use - Condition Exists |
| 9677 | 524286 | 11 | Maintenance | Maintenance | Reserved for temporary use - Condition Exists |
| 9678 | 524286 | 11 | Maintenance | Maintenance | Reserved for temporary use - Condition Exists |
| 9679 | 524286 | 11 | Maintenance | Maintenance | Reserved for temporary use - Condition Exists |
| 9681 | 524286 | 11 | Maintenance | Maintenance | Reserved for temporary use - Condition Exists |
| 9682 | 524286 | 11 | Maintenance | Maintenance | Reserved for temporary use - Condition Exists |
| 9683 | 524286 | 11 | Maintenance | Maintenance | Reserved for temporary use - Condition Exists |
| 9684 | 524286 | 11 | Maintenance | Maintenance | Reserved for temporary use - Condition Exists |
| 9685 | 524286 | 11 | Maintenance | Maintenance | Reserved for temporary use - Condition Exists |
| 9686 | 524286 | 11 | Maintenance | Maintenance | Reserved for temporary use - Condition Exists |

# F2500C / F2500CS / F2500W / MF2500C / MF2500CS / MF2500CL /SD2500C / SD2500CS / SD2550C / SD2550CS / SD2500W / SD2500WS
## - Diesel Engine Failure-Codes chart

| Fault Code | SPN | FMI | Lamp Color | SPN Description | Cumins Description |
|---|---|---|---|---|---|
| 9687 | 524286 | 11 | Maintenance | Maintenance | Reserved for temporary use - Condition Exists |
| 9688 | 524286 | 11 | Maintenance | Maintenance | Reserved for temporary use - Condition Exists |
| 9689 | 524286 | 11 | Maintenance | Maintenance | Reserved for temporary use - Condition Exists |
| 9691 | 524286 | 11 | Maintenance | Maintenance | Reserved for temporary use - Condition Exists |
| 9692 | 524286 | 11 | Maintenance | Maintenance | Reserved for temporary use - Condition Exists |
| 9693 | 524286 | 11 | Maintenance | Maintenance | Reserved for temporary use - Condition Exists |
| 9694 | 524286 | 11 | Maintenance | Maintenance | Reserved for temporary use - Condition Exists |
| 9695 | 524286 | 11 | Maintenance | Maintenance | Reserved for temporary use - Condition Exists |
| 9696 | 524286 | 11 | Maintenance | Maintenance | Reserved for temporary use - Condition Exists |
| 9697 | 524286 | 11 | Maintenance | Maintenance | Reserved for temporary use - Condition Exists |
| 9698 | 524286 | 11 | Maintenance | Maintenance | Reserved for temporary use - Condition Exists |
| 9699 | 524286 | 11 | Maintenance | Maintenance | Reserved for temporary use - Condition Exists |
| 9711 | 524286 | 11 | None | None | Reserved for temporary use - Condition Exists |
| 9712 | 524286 | 11 | None | None | Reserved for temporary use - Condition Exists |
| 9713 | 524286 | 11 | None | None | Reserved for temporary use - Condition Exists |
| 9714 | 524286 | 11 | None | None | Reserved for temporary use - Condition Exists |

# F2500C / F2500CS / F2500W / MF2500C / MF2500CS / MF2500CL /SD2500C / SD2500CS / SD2550C / SD2550CS / SD2500W / SD2500WS
## - Diesel Engine Failure-Codes chart

| Fault Code | SPN | FMI | Lamp Color | SPN Description | Cumins Description |
|---|---|---|---|---|---|
| 9715 | 524286 | 11 | None | None | Reserved for temporary use - Condition Exists |
| 9716 | 524286 | 11 | None | None | Reserved for temporary use - Condition Exists |
| 9717 | 524286 | 11 | None | None | Reserved for temporary use - Condition Exists |
| 9718 | 524286 | 11 | None | None | Reserved for temporary use - Condition Exists |
| 9719 | 524286 | 11 | None | None | Reserved for temporary use - Condition Exists |
| 9721 | 524286 | 11 | None | None | Reserved for temporary use - Condition Exists |
| 9722 | 524286 | 11 | None | None | Reserved for temporary use - Condition Exists |
| 9723 | 524286 | 11 | None | None | Reserved for temporary use - Condition Exists |
| 9724 | 524286 | 11 | None | None | Reserved for temporary use - Condition Exists |
| 9725 | 524286 | 11 | None | None | Reserved for temporary use - Condition Exists |
| 9726 | 524286 | 11 | None | None | Reserved for temporary use - Condition Exists |
| 9727 | 524286 | 11 | None | None | Reserved for temporary use - Condition Exists |
| 9728 | 524286 | 11 | None | None | Reserved for temporary use - Condition Exists |
| 9729 | 524286 | 11 | None | None | Reserved for temporary use - Condition Exists |
| 9731 | 524286 | 11 | None | None | Reserved for temporary use - Condition Exists |
| 9732 | 524286 | 11 | None | None | Reserved for temporary use - Condition Exists |

# F2500C / F2500CS / F2500W / MF2500C / MF2500CS / MF2500CL /SD2500C / SD2500CS / SD2550C / SD2550CS / SD2500W / SD2500WS
## - Diesel Engine Failure-Codes chart

| Fault Code | SPN | FMI | Lamp Color | SPN Description | Cumins Description |
|---|---|---|---|---|---|
| 9733 | 524286 | 11 | None | None | Reserved for temporary use - Condition Exists |
| 9734 | 524286 | 11 | None | None | Reserved for temporary use - Condition Exists |
| 9735 | 524286 | 11 | None | None | Reserved for temporary use - Condition Exists |
| 9736 | 524286 | 11 | None | None | Reserved for temporary use - Condition Exists |
| 9737 | 524286 | 11 | None | None | Reserved for temporary use - Condition Exists |
| 9738 | 524286 | 11 | None | None | Reserved for temporary use - Condition Exists |
| 9739 | 524286 | 11 | None | None | Reserved for temporary use - Condition Exists |
| 9741 | 524286 | 11 | None | None | Reserved for temporary use - Condition Exists |
| 9742 | 524286 | 11 | None | None | Reserved for temporary use - Condition Exists |
| 9743 | 524286 | 11 | None | None | Reserved for temporary use - Condition Exists |
| 9744 | 524286 | 11 | None | None | Reserved for temporary use - Condition Exists |
| 9745 | 524286 | 11 | None | None | Reserved for temporary use - Condition Exists |
| 9746 | 524286 | 11 | None | None | Reserved for temporary use - Condition Exists |
| 9747 | 524286 | 11 | None | None | Reserved for temporary use - Condition Exists |
| 9748 | 524286 | 11 | None | None | Reserved for temporary use - Condition Exists |
| 9749 | 524286 | 11 | None | None | Reserved for temporary use - Condition Exists |

# F2500C / F2500CS / F2500W / MF2500C / MF2500CS / MF2500CL /SD2500C / SD2500CS / SD2550C / SD2550CS / SD2500W / SD2500WS
## - Diesel Engine Failure-Codes chart

| Fault Code | SPN | FMI | Lamp Color | SPN Description | Cumins Description |
|---|---|---|---|---|---|
| 9751 | 524286 | 11 | None | None | Reserved for temporary use - Condition Exists |
| 9752 | 524286 | 11 | None | None | Reserved for temporary use - Condition Exists |
| 9753 | 524286 | 11 | None | None | Reserved for temporary use - Condition Exists |
| 9754 | 524286 | 11 | None | None | Reserved for temporary use - Condition Exists |
| 9755 | 524286 | 11 | None | None | Reserved for temporary use - Condition Exists |
| 9756 | 524286 | 11 | None | None | Reserved for temporary use - Condition Exists |
| 9757 | 524286 | 11 | None | None | Reserved for temporary use - Condition Exists |
| 9758 | 524286 | 11 | None | None | Reserved for temporary use - Condition Exists |
| 9759 | 524286 | 11 | None | None | Reserved for temporary use - Condition Exists |
| 9761 | 524286 | 11 | None | None | Reserved for temporary use - Condition Exists |
| 9762 | 524286 | 11 | None | None | Reserved for temporary use - Condition Exists |
| 9763 | 524286 | 11 | None | None | Reserved for temporary use - Condition Exists |
| 9764 | 524286 | 11 | None | None | Reserved for temporary use - Condition Exists |
| 9765 | 524286 | 11 | None | None | Reserved for temporary use - Condition Exists |
| 9766 | 524286 | 11 | None | None | Reserved for temporary use - Condition Exists |
| 9767 | 524286 | 11 | None | None | Reserved for temporary use - Condition Exists |

# F2500C / F2500CS / F2500W / MF2500C / MF2500CS / MF2500CL /SD2500C / SD2500CS / SD2550C / SD2550CS / SD2500W / SD2500WS
## - Diesel Engine Failure-Codes chart

| Fault Code | SPN | FMI | Lamp Color | SPN Description | Cumins Description |
|---|---|---|---|---|---|
| 9768 | 524286 | 11 | None | None | Reserved for temporary use - Condition Exists |
| 9769 | 524286 | 11 | None | None | Reserved for temporary use - Condition Exists |
| 9771 | 524286 | 11 | None | None | Reserved for temporary use - Condition Exists |
| 9772 | 524286 | 11 | None | None | Reserved for temporary use - Condition Exists |
| 9773 | 524286 | 11 | None | None | Reserved for temporary use - Condition Exists |
| 9774 | 524286 | 11 | None | None | Reserved for temporary use - Condition Exists |
| 9775 | 524286 | 11 | None | None | Reserved for temporary use - Condition Exists |
| 9776 | 524286 | 11 | None | None | Reserved for temporary use - Condition Exists |
| 9777 | 524286 | 11 | None | None | Reserved for temporary use - Condition Exists |
| 9778 | 524286 | 11 | None | None | Reserved for temporary use - Condition Exists |
| 9779 | 524286 | 11 | None | None | Reserved for temporary use - Condition Exists |
| 9781 | 524286 | 11 | None | None | Reserved for temporary use - Condition Exists |
| 9782 | 524286 | 11 | None | None | Reserved for temporary use - Condition Exists |
| 9783 | 524286 | 11 | None | None | Reserved for temporary use - Condition Exists |
| 9784 | 524286 | 11 | None | None | Reserved for temporary use - Condition Exists |
| 9785 | 524286 | 11 | None | None | Reserved for temporary use - Condition Exists |

# F2500C / F2500CS / F2500W / MF2500C / MF2500CS / MF2500CL /SD2500C / SD2500CS / SD2550C / SD2550CS / SD2500W / SD2500WS
## - Diesel Engine Failure-Codes chart

| Fault Code | SPN | FMI | Lamp Color | SPN Description | Cumins Description |
|---|---|---|---|---|---|
| 9786 | 524286 | 11 | None | None | Reserved for temporary use - Condition Exists |
| 9787 | 524286 | 11 | None | None | Reserved for temporary use - Condition Exists |
| 9788 | 524286 | 11 | None | None | Reserved for temporary use - Condition Exists |
| 9789 | 524286 | 11 | None | None | Reserved for temporary use - Condition Exists |
| 9791 | 524286 | 11 | None | None | Reserved for temporary use - Condition Exists |
| 9792 | 524286 | 11 | None | None | Reserved for temporary use - Condition Exists |
| 9793 | 524286 | 11 | None | None | Reserved for temporary use - Condition Exists |
| 9794 | 524286 | 11 | None | None | Reserved for temporary use - Condition Exists |
| 9795 | 524286 | 11 | None | None | Reserved for temporary use - Condition Exists |
| 9796 | 524286 | 11 | None | None | Reserved for temporary use - Condition Exists |
| 9797 | 524286 | 11 | None | None | Reserved for temporary use - Condition Exists |
| 9798 | 524286 | 11 | None | None | Reserved for temporary use - Condition Exists |
| 9799 | 524286 | 11 | None | None | Reserved for temporary use - Condition Exists |
| 9811 | 524286 | 11 | None | None | Reserved for temporary use - Condition Exists |
| 9812 | 524286 | 11 | None | None | Reserved for temporary use - Condition Exists |
| 9813 | 524286 | 11 | None | None | Reserved for temporary use - Condition Exists |

# F2500C / F2500CS / F2500W / MF2500C / MF2500CS / MF2500CL /SD2500C / SD2500CS / SD2550C / SD2550CS / SD2500W / SD2500WS
## - Diesel Engine Failure-Codes chart

| Fault Code | SPN | FMI | Lamp Color | SPN Description | Cumins Description |
|---|---|---|---|---|---|
| 9814 | 524286 | 11 | None | None | Reserved for temporary use - Condition Exists |
| 9815 | 524286 | 11 | None | None | Reserved for temporary use - Condition Exists |
| 9816 | 524286 | 11 | None | None | Reserved for temporary use - Condition Exists |
| 9817 | 524286 | 11 | None | None | Reserved for temporary use - Condition Exists |
| 9818 | 524286 | 11 | None | None | Reserved for temporary use - Condition Exists |
| 9819 | 524286 | 11 | None | None | Reserved for temporary use - Condition Exists |
| 9821 | 524286 | 11 | None | None | Reserved for temporary use - Condition Exists |
| 9822 | 524286 | 11 | None | None | Reserved for temporary use - Condition Exists |
| 9823 | 524286 | 11 | None | None | Reserved for temporary use - Condition Exists |
| 9824 | 524286 | 11 | None | None | Reserved for temporary use - Condition Exists |
| 9825 | 524286 | 11 | None | None | Reserved for temporary use - Condition Exists |
| 9826 | 524286 | 11 | None | None | Reserved for temporary use - Condition Exists |
| 9827 | 524286 | 11 | None | None | Reserved for temporary use - Condition Exists |
| 9828 | 524286 | 11 | None | None | Reserved for temporary use - Condition Exists |
| 9829 | 524286 | 11 | None | None | Reserved for temporary use - Condition Exists |
| 9831 | 524286 | 11 | None | None | Reserved for temporary use - Condition Exists |

# F2500C / F2500CS / F2500W / MF2500C / MF2500CS / MF2500CL /SD2500C / SD2500CS / SD2550C / SD2550CS / SD2500W / SD2500WS
## - Diesel Engine Failure-Codes chart

| Fault Code | SPN | FMI | Lamp Color | SPN Description | Cumins Description |
|---|---|---|---|---|---|
| 9832 | 524286 | 11 | None | None | Reserved for temporary use - Condition Exists |
| 9833 | 524286 | 11 | None | None | Reserved for temporary use - Condition Exists |
| 9834 | 524286 | 11 | None | None | Reserved for temporary use - Condition Exists |
| 9835 | 524286 | 11 | Amber | Warning | Reserved for temporary use - Condition Exists |
| 9836 | 524286 | 11 | Amber | Warning | Reserved for temporary use - Condition Exists |
| 9837 | 524286 | 11 | Amber | Warning | Reserved for temporary use - Condition Exists |
| 9838 | 524286 | 11 | Amber | Warning | Reserved for temporary use - Condition Exists |
| 9839 | 524286 | 11 | Amber | Warning | Reserved for temporary use - Condition Exists |
| 9841 | 524286 | 11 | Amber | Warning | Reserved for temporary use - Condition Exists |
| 9842 | 524286 | 11 | Amber | Warning | Reserved for temporary use - Condition Exists |
| 9843 | 524286 | 11 | Amber | Warning | Reserved for temporary use - Condition Exists |
| 9844 | 524286 | 11 | Amber | Warning | Reserved for temporary use - Condition Exists |
| 9845 | 524286 | 11 | Amber | Warning | Reserved for temporary use - Condition Exists |
| 9846 | 524286 | 11 | Amber | Warning | Reserved for temporary use - Condition Exists |
| 9847 | 524286 | 11 | Amber | Warning | Reserved for temporary use - Condition Exists |
| 9848 | 524286 | 11 | Amber | Warning | Reserved for temporary use - Condition Exists |

# F2500C / F2500CS / F2500W / MF2500C / MF2500CS / MF2500CL /SD2500C / SD2500CS / SD2550C / SD2550CS / SD2500W / SD2500WS
## - Diesel Engine Failure-Codes chart

| Fault Code | SPN | FMI | Lamp Color | SPN Description | Cumins Description |
|---|---|---|---|---|---|
| 9849 | 524286 | 11 | Amber | Warning | Reserved for temporary use - Condition Exists |
| 9851 | 524286 | 11 | Amber | Warning | Reserved for temporary use - Condition Exists |
| 9852 | 524286 | 11 | Amber | Warning | Reserved for temporary use - Condition Exists |
| 9853 | 524286 | 11 | Amber | Warning | Reserved for temporary use - Condition Exists |
| 9854 | 524286 | 11 | Amber | Warning | Reserved for temporary use - Condition Exists |
| 9855 | 524286 | 11 | Amber | Warning | Reserved for temporary use - Condition Exists |
| 9856 | 524286 | 11 | Amber | Warning | Reserved for temporary use - Condition Exists |
| 9857 | 524286 | 11 | Amber | Warning | Reserved for temporary use - Condition Exists |
| 9858 | 524286 | 11 | Amber | Warning | Reserved for temporary use - Condition Exists |
| 9859 | 524286 | 11 | Amber | Warning | Reserved for temporary use - Condition Exists |
| 9861 | 524286 | 11 | Amber | Warning | Reserved for temporary use - Condition Exists |
| 9862 | 524286 | 11 | Amber | Warning | Reserved for temporary use - Condition Exists |
| 9863 | 524286 | 11 | Amber | Warning | Reserved for temporary use - Condition Exists |
| 9864 | 524286 | 11 | Amber | Warning | Reserved for temporary use - Condition Exists |
| 9865 | 524286 | 11 | Amber | Warning | Reserved for temporary use - Condition Exists |
| 9866 | 524286 | 11 | Amber | Warning | Reserved for temporary use - Condition Exists |

# F2500C / F2500CS / F2500W / MF2500C / MF2500CS / MF2500CL /SD2500C / SD2500CS / SD2550C / SD2550CS / SD2500W / SD2500WS
## - Diesel Engine Failure-Codes chart

| Fault Code | SPN | FMI | Lamp Color | SPN Description | Cumins Description |
|---|---|---|---|---|---|
| 9867 | 524286 | 11 | Amber | Warning | Reserved for temporary use - Condition Exists |
| 9868 | 524286 | 11 | Amber | Warning | Reserved for temporary use - Condition Exists |
| 9869 | 524286 | 11 | Amber | Warning | Reserved for temporary use - Condition Exists |
| 9871 | 524286 | 11 | Amber | Warning | Reserved for temporary use - Condition Exists |
| 9872 | 524286 | 11 | Amber | Warning | Reserved for temporary use - Condition Exists |
| 9873 | 524286 | 11 | Amber | Warning | Reserved for temporary use - Condition Exists |
| 9874 | 524286 | 11 | Amber | Warning | Reserved for temporary use - Condition Exists |
| 9875 | 524286 | 11 | Amber | Warning | Reserved for temporary use - Condition Exists |
| 9876 | 524286 | 11 | Amber | Warning | Reserved for temporary use - Condition Exists |
| 9877 | 524286 | 11 | Amber | Warning | Reserved for temporary use - Condition Exists |
| 9878 | 524286 | 11 | Amber | Warning | Reserved for temporary use - Condition Exists |
| 9879 | 524286 | 11 | Amber | Warning | Reserved for temporary use - Condition Exists |
| 9881 | 524286 | 11 | Amber | Warning | Reserved for temporary use - Condition Exists |
| 9882 | 524286 | 11 | Amber | Warning | Reserved for temporary use - Condition Exists |
| 9883 | 524286 | 11 | Amber | Warning | Reserved for temporary use - Condition Exists |
| 9884 | 524286 | 11 | Amber | Warning | Reserved for temporary use - Condition Exists |

# F2500C / F2500CS / F2500W / MF2500C / MF2500CS / MF2500CL /SD2500C / SD2500CS / SD2550C / SD2550CS / SD2500W / SD2500WS
## - Diesel Engine Failure-Codes chart

| Fault Code | SPN | FMI | Lamp Color | SPN Description | Cumins Description |
|---|---|---|---|---|---|
| 9885 | 524286 | 11 | Amber | Warning | Reserved for temporary use - Condition Exists |
| 9886 | 524286 | 11 | Amber | Warning | Reserved for temporary use - Condition Exists |
| 9887 | 524286 | 11 | Amber | Warning | Reserved for temporary use - Condition Exists |
| 9888 | 524286 | 11 | Amber | Warning | Reserved for temporary use - Condition Exists |
| 9889 | 524286 | 11 | Amber | Warning | Reserved for temporary use - Condition Exists |
| 9891 | 524286 | 11 | Amber | Warning | Reserved for temporary use - Condition Exists |
| 9892 | 524286 | 11 | Amber | Warning | Reserved for temporary use - Condition Exists |
| 9893 | 524286 | 11 | Amber | Warning | Reserved for temporary use - Condition Exists |
| 9894 | 524286 | 11 | Amber | Warning | Reserved for temporary use - Condition Exists |
| 9895 | 524286 | 11 | Amber | Warning | Reserved for temporary use - Condition Exists |
| 9896 | 524286 | 11 | Amber | Warning | Reserved for temporary use - Condition Exists |
| 9897 | 524286 | 11 | Amber | Warning | Reserved for temporary use - Condition Exists |
| 9898 | 524286 | 11 | Amber | Warning | Reserved for temporary use - Condition Exists |
| 9899 | 524286 | 11 | Amber | Warning | Reserved for temporary use - Condition Exists |
| 9911 | 524286 | 11 | Amber | Warning | Reserved for temporary use - Condition Exists |
| 9912 | 524286 | 11 | Amber | Warning | Reserved for temporary use - Condition Exists |

# F2500C / F2500CS / F2500W / MF2500C / MF2500CS / MF2500CL /SD2500C / SD2500CS / SD2550C / SD2550CS / SD2500W / SD2500WS
## - Diesel Engine Failure-Codes chart

| Fault Code | SPN | FMI | Lamp Color | SPN Description | Cumins Description |
|---|---|---|---|---|---|
| 9913 | 524286 | 11 | Amber | Warning | Reserved for temporary use - Condition Exists |
| 9914 | 524286 | 11 | Amber | Warning | Reserved for temporary use - Condition Exists |
| 9915 | 524286 | 11 | Amber | Warning | Reserved for temporary use - Condition Exists |
| 9916 | 524286 | 11 | Amber | Warning | Reserved for temporary use - Condition Exists |
| 9917 | 524286 | 11 | Amber | Warning | Reserved for temporary use - Condition Exists |
| 9918 | 524286 | 11 | Amber | Warning | Reserved for temporary use - Condition Exists |
| 9919 | 524286 | 11 | Amber | Warning | Reserved for temporary use - Condition Exists |
| 9921 | 524286 | 11 | Amber | Warning | Reserved for temporary use - Condition Exists |
| 9922 | 524286 | 11 | Amber | Warning | Reserved for temporary use - Condition Exists |
| 9923 | 524286 | 11 | Amber | Warning | Reserved for temporary use - Condition Exists |
| 9924 | 524286 | 11 | Amber | Warning | Reserved for temporary use - Condition Exists |
| 9925 | 524286 | 11 | Amber | Warning | Reserved for temporary use - Condition Exists |
| 9926 | 524286 | 11 | Amber | Warning | Reserved for temporary use - Condition Exists |
| 9927 | 524286 | 11 | Amber | Warning | Reserved for temporary use - Condition Exists |
| 9928 | 524286 | 11 | Amber | Warning | Reserved for temporary use - Condition Exists |
| 9929 | 524286 | 11 | Amber | Warning | Reserved for temporary use - Condition Exists |

# F2500C / F2500CS / F2500W / MF2500C / MF2500CS / MF2500CL /SD2500C / SD2500CS / SD2550C / SD2550CS / SD2500W / SD2500WS
## - Diesel Engine Failure-Codes chart

| Fault Code | SPN | FMI | Lamp Color | SPN Description | Cumins Description |
|---|---|---|---|---|---|
| 9931 | 524286 | 11 | Amber | Warning | Reserved for temporary use - Condition Exists |
| 9932 | 524286 | 11 | Amber | Warning | Reserved for temporary use - Condition Exists |
| 9933 | 524286 | 11 | Amber | Warning | Reserved for temporary use - Condition Exists |
| 9934 | 524286 | 11 | Amber | Warning | Reserved for temporary use - Condition Exists |
| 9935 | 524286 | 11 | Amber | Warning | Reserved for temporary use - Condition Exists |
| 9936 | 524286 | 11 | Amber | Warning | Reserved for temporary use - Condition Exists |
| 9937 | 524286 | 11 | Amber | Warning | Reserved for temporary use - Condition Exists |
| 9938 | 524286 | 11 | Amber | Warning | Reserved for temporary use - Condition Exists |
| 9939 | 524286 | 11 | Amber | Warning | Reserved for temporary use - Condition Exists |
| 9941 | 524286 | 11 | Amber | Warning | Reserved for temporary use - Condition Exists |
| 9942 | 524286 | 11 | Amber | Warning | Reserved for temporary use - Condition Exists |
| 9943 | 524286 | 11 | Amber | Warning | Reserved for temporary use - Condition Exists |
| 9944 | 524286 | 11 | Amber | Warning | Reserved for temporary use - Condition Exists |
| 9945 | 524286 | 11 | Amber | Warning | Reserved for temporary use - Condition Exists |
| 9946 | 524286 | 11 | Amber | Warning | Reserved for temporary use - Condition Exists |
| 9947 | 524286 | 11 | Amber | Warning | Reserved for temporary use - Condition Exists |

# F2500C / F2500CS / F2500W / MF2500C / MF2500CS / MF2500CL /SD2500C / SD2500CS / SD2550C / SD2550CS / SD2500W / SD2500WS
## - Diesel Engine Failure-Codes chart

| Fault Code | SPN | FMI | Lamp Color | SPN Description | Cumins Description |
|---|---|---|---|---|---|
| 9948 | 524286 | 11 | Amber | Warning | Reserved for temporary use - Condition Exists |
| 9949 | 524286 | 11 | Amber | Warning | Reserved for temporary use - Condition Exists |
| 9951 | 524286 | 11 | Amber | Warning | Reserved for temporary use - Condition Exists |
| 9952 | 524286 | 11 | Amber | Warning | Reserved for temporary use - Condition Exists |
| 9953 | 524286 | 11 | Amber | Warning | Reserved for temporary use - Condition Exists |
| 9954 | 524286 | 11 | Amber | Warning | Reserved for temporary use - Condition Exists |
| 9955 | 524286 | 11 | Amber | Warning | Reserved for temporary use - Condition Exists |
| 9956 | 524286 | 11 | Amber | Warning | Reserved for temporary use - Condition Exists |
| 9957 | 524286 | 11 | Amber | Warning | Reserved for temporary use - Condition Exists |
| 9958 | 524286 | 11 | Amber | Warning | Reserved for temporary use - Condition Exists |
| 9959 | 524286 | 11 | Amber | Warning | Reserved for temporary use - Condition Exists |
| 9961 | 524286 | 11 | Amber | Warning | Reserved for temporary use - Condition Exists |
| 9962 | 524286 | 11 | Amber | Warning | Reserved for temporary use - Condition Exists |
| 9963 | 524286 | 11 | Amber | Warning | Reserved for temporary use - Condition Exists |
| 9964 | 524286 | 11 | Amber | Warning | Reserved for temporary use - Condition Exists |
| 9965 | 524286 | 11 | Amber | Warning | Reserved for temporary use - Condition Exists |

# F2500C / F2500CS / F2500W / MF2500C / MF2500CS / MF2500CL /SD2500C / SD2500CS / SD2550C / SD2550CS / SD2500W / SD2500WS
## - Diesel Engine Failure-Codes chart

| Fault Code | SPN | FMI | Lamp Color | SPN Description | Cumins Description |
|---|---|---|---|---|---|
| 9966 | 524286 | 11 | Amber | Warning | Reserved for temporary use - Condition Exists |
| 9967 | 524286 | 11 | Amber | Warning | Reserved for temporary use - Condition Exists |
| 9968 | 524286 | 11 | Amber | Warning | Reserved for temporary use - Condition Exists |
| 9969 | 524286 | 11 | Amber | Warning | Reserved for temporary use - Condition Exists |
| 9971 | 524286 | 11 | Amber | Warning | Reserved for temporary use - Condition Exists |
| 9972 | 524286 | 11 | Amber | Warning | Reserved for temporary use - Condition Exists |
| 9973 | 524286 | 11 | Amber | Warning | Reserved for temporary use - Condition Exists |
| 9974 | 524286 | 11 | Amber | Warning | Reserved for temporary use - Condition Exists |
| 9975 | 524286 | 11 | Amber | Warning | Reserved for temporary use - Condition Exists |
| 9976 | 524286 | 11 | Amber | Warning | Reserved for temporary use - Condition Exists |
| 9977 | 524286 | 11 | Amber | Warning | Reserved for temporary use - Condition Exists |
| 9978 | 524286 | 11 | Amber | Warning | Reserved for temporary use - Condition Exists |
| 9979 | 524286 | 11 | Amber | Warning | Reserved for temporary use - Condition Exists |
| 9981 | 524286 | 11 | Amber | Warning | Reserved for temporary use - Condition Exists |
| 9982 | 524286 | 11 | Amber | Warning | Reserved for temporary use - Condition Exists |
| 9983 | 524286 | 11 | Amber | Warning | Reserved for temporary use - Condition Exists |

# F2500C / F2500CS / F2500W / MF2500C / MF2500CS / MF2500CL /SD2500C / SD2500CS / SD2550C / SD2550CS / SD2500W / SD2500WS
## - Diesel Engine Failure-Codes chart

| Fault Code | SPN | FMI | Lamp Color | SPN Description | Cumins Description |
|---|---|---|---|---|---|
| 9984 | 524286 | 11 | Amber | Warning | Reserved for temporary use - Condition Exists |
| 9985 | 524286 | 11 | Amber | Warning | Reserved for temporary use - Condition Exists |
| 9986 | 524286 | 11 | Amber | Warning | Reserved for temporary use - Condition Exists |
| 9987 | 524286 | 11 | Amber | Warning | Reserved for temporary use - Condition Exists |
| 9988 | 524286 | 11 | Amber | Warning | Reserved for temporary use - Condition Exists |
| 9989 | 524286 | 11 | Amber | Warning | Reserved for temporary use - Condition Exists |
| 9991 | 524286 | 11 | Amber | Warning | Reserved for temporary use - Condition Exists |
| 9992 | 524286 | 11 | Amber | Warning | Reserved for temporary use - Condition Exists |
| 9993 | 524286 | 11 | Amber | Warning | Reserved for temporary use - Condition Exists |
| 9994 | 524286 | 11 | Amber | Warning | Reserved for temporary use - Condition Exists |
| 9995 | 524286 | 11 | Amber | Warning | Reserved for temporary use - Condition Exists |
| 9996 | 524286 | 11 | Amber | Warning | Reserved for temporary use - Condition Exists |
| 9997 | 524286 | 11 | Amber | Warning | Reserved for temporary use - Condition Exists |
| 9998 | 524286 | 11 | Amber | Warning | Reserved for temporary use - Condition Exists |
| 9999 | 524286 | 11 | Amber | Warning | Reserved for temporary use - Condition Exists |
| | | | | | |

## F2500C / F2500CS / F2500W / MF2500C / MF2500CS / MF2500CL /SD2500C / SD2500CS / SD2550C / SD2550CS / SD2500W / SD2500WS
## - Diesel Engine Failure-Codes chart

| Fault Code | SPN | FMI | Lamp Color | SPN Description | Cumins Description |
|---|---|---|---|---|---|
| | | | | | |
| | | | | | |
| | | | | | |
| | | | | | |
| | | | | | |
| | | | | | |
| | | | | | |
| | | | | | |
| | | | | | |
| | | | | | |
| | | | | | |
| | | | | | |
| | | | | | |
| | | | | | |
| | | | | | |
| | | | | | |

# F2500C / F2500CS / F2500W / MF2500C / MF2500CS / MF2500CL /SD2500C / SD2500CS / SD2550C / SD2550CS / SD2500W / SD2500WS
## - Diesel Engine Failure-Codes chart

| Fault Code | SPN | FMI | Lamp Color | SPN Description | Cumins Description |
|---|---|---|---|---|---|
| | | | | | |
| | | | | | |
| | | | | | |
| | | | | | |
| | | | | | |
| | | | | | |
| | | | | | |
| | | | | | |
| | | | | | |
| | | | | | |
| | | | | | |
| | | | | | |
| | | | | | |
| | | | | | |
| | | | | | |
| | | | | | |

# F2500C / F2500CS / F2500W / MF2500C / MF2500CS / MF2500CL /SD2500C / SD2500CS / SD2550C / SD2550CS / SD2500W / SD2500WS
## - Diesel Engine Failure-Codes chart

| Fault Code | SPN | FMI | Lamp Color | SPN Description | Cumins Description |
|---|---|---|---|---|---|
| | | | | | |
| | | | | | |
| | | | | | |
| | | | | | |
| | | | | | |
| | | | | | |
| | | | | | |
| | | | | | |
| | | | | | |
| | | | | | |
| | | | | | |
| | | | | | |
| | | | | | |
| | | | | | |
| | | | | | |
| | | | | | |

# F2500C / F2500CS / F2500W / MF2500C / MF2500CS / MF2500CL /SD2500C / SD2500CS / SD2550C / SD2550CS / SD2500W / SD2500WS
## - Diesel Engine Failure-Codes chart

| Fault Code | SPN | FMI | Lamp Color | SPN Description | Cumins Description |
|---|---|---|---|---|---|
| | | | | | |
| | | | | | |
| | | | | | |
| | | | | | |
| | | | | | |
| | | | | | |
| | | | | | |
| | | | | | |
| | | | | | |
| | | | | | |
| | | | | | |
| | | | | | |
| | | | | | |
| | | | | | |
| | | | | | |
| | | | | | |

## F2500C / F2500CS / F2500W / MF2500C / MF2500CS / MF2500CL /SD2500C / SD2500CS / SD2550C / SD2550CS / SD2500W / SD2500WS
## - Diesel Engine Failure-Codes chart

| Fault Code | SPN | FMI | Lamp Color | SPN Description | Cumins Description |
|---|---|---|---|---|---|
| | | | | | |
| | | | | | |
| | | | | | |
| | | | | | |
| | | | | | |
| | | | | | |
| | | | | | |
| | | | | | |
| | | | | | |
| | | | | | |
| | | | | | |
| | | | | | |
| | | | | | |
| | | | | | |
| | | | | | |
| | | | | | |

## F2500C / F2500CS / F2500W / MF2500C / MF2500CS / MF2500CL /SD2500C / SD2500CS / SD2550C / SD2550CS / SD2500W / SD2500WS
## - Diesel Engine Failure-Codes chart

| Fault Code | SPN | FMI | Lamp Color | SPN Description | Cumins Description |
|---|---|---|---|---|---|
| | | | | | |
| | | | | | |
| | | | | | |
| | | | | | |
| | | | | | |
| | | | | | |
| | | | | | |
| | | | | | |
| | | | | | |
| | | | | | |
| | | | | | |
| | | | | | |
| | | | | | |
| | | | | | |
| | | | | | |
| | | | | | |

## F2500C / F2500CS / F2500W / MF2500C / MF2500CS / MF2500CL /SD2500C / SD2500CS / SD2550C / SD2550CS / SD2500W / SD2500WS
## - Diesel Engine Failure-Codes chart

| Fault Code | SPN | FMI | Lamp Color | SPN Description | Cumins Description |
|---|---|---|---|---|---|
| | | | | | |
| | | | | | |
| | | | | | |
| | | | | | |
| | | | | | |
| | | | | | |
| | | | | | |
| | | | | | |
| | | | | | |
| | | | | | |
| | | | | | |
| | | | | | |
| | | | | | |
| | | | | | |
| | | | | | |
| | | | | | |

## F2500C / F2500CS / F2500W / MF2500C / MF2500CS / MF2500CL /SD2500C / SD2500CS / SD2550C / SD2550CS / SD2500W / SD2500WS
## - Diesel Engine Failure-Codes chart

| Fault Code | SPN | FMI | Lamp Color | SPN Description | Cumins Description |
|---|---|---|---|---|---|
| | | | | | |
| | | | | | |
| | | | | | |
| | | | | | |
| | | | | | |
| | | | | | |
| | | | | | |
| | | | | | |
| | | | | | |
| | | | | | |
| | | | | | |
| | | | | | |
| | | | | | |
| | | | | | |
| | | | | | |
| | | | | | |

| F2500C / F2500CS / F2500W / MF2500C / MF2500CS / MF2500CL /SD2500C / SD2500CS / SD2550C / SD2550CS / SD2500W / SD2500WS - Diesel Engine Failure-Codes chart | | | | | |
|---|---|---|---|---|---|
| **Fault Code** | **SPN** | **FMI** | **Lamp Color** | **SPN Description** | **Cumins Description** |
| | | | | | |

# Parts & Service



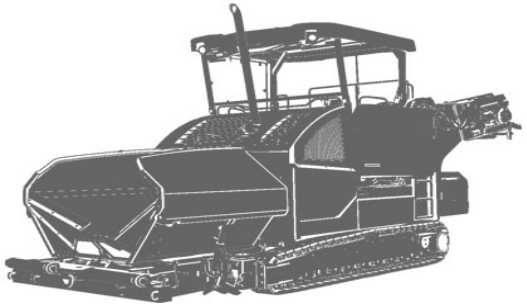



## Training

We offer our customers training courses on DYNAPAC equipment in our dedicated factory training centre.
We hold regular training courses in this training centre as well as courses outside the scheduled hours.

## Service

Please contact one of our responsible service outlets if you encounter any operational problems or have enquiries about spare parts.
Our trained, specialist staff will ensure that you receive prompt attention and repairs in the event of any accident or malfunction you may encounter.

## Factory Advisory Service

If ever for any reason our dealership network encounters limits to what it is able to do for you, please always feel free to contact us directly.
Our team of technical advisers is on hand to assist you.
***gmbh-service@dynapac.com***

DYNAPAC
FAYAT GROUP

DYNAPAC
FAYAT GROUP

www.dynapac.com